

CERAMIC

BATH  
ROOM



scarabeo


















# PRICE-LIST `24



   
Hand made in Italy

# ceramics index

-  = Lavabo sospeso  
Wall-mounted washbasin  
Lavabo suspendu  
Hängewaschbecken  
Lavabo suspendido  
Раковина умывальника подвесная
-  = Lavabo da appoggio  
Lay-on washbasin  
Lavabo à poser  
Aufsatzwaschbecken  
Lavabo de apoyo  
Раковина умывальника накладная
-  = Lavabo da semincasso  
Semi built-in washbasin  
Lavabo semi encastré  
Vorbauwaschbecken  
Lavabo de semiencaje  
Раковина умывальника полувстраиваемая
-  = Lavabo da incasso  
Built-in washbasin  
Lavabo encastré  
Einbauwaschbecken  
Lavabo de encaje  
Раковина умывальника встраиваемая
-  = Lavabo sottopiano  
Under-top washbasin  
Lavabo encastré par dessus  
Unterbauwaschbecken  
Lavabo bajo encimera  
Раковина умывальника под столешницу
-  = Lavabo a terra da appoggio  
Floor-standing washbasin  
Lavabo au sol  
Standwaschbecken  
Lavabo al suelo de apoyo  
Раковина умывальника напольная
-  = Wc / Bidet Sospeso  
Wall-mounted WC / Bidet  
Cuvette / Bidet suspendu  
Hänge-WC / Bidet  
Inodoro / Bidet suspendido  
Унитаз / Биде подвесной
-  = Wc / Bidet a terra  
Floor-mounted WC / Bidet  
Cuvette / Bidet au sol  
Bodenstehendes WC / Bidet  
Inodoro / Bidet a tierra  
Унитаз / Биде напольное
-  = Sistema di scarico ECO  
ECO flushing system  
Mécanisme de chasse ECO  
Spülmechanismus ECO  
Sistema de descarga ECO  
Система смыва ECO
-  = Sistema di scarico Eco Water Saving Plus  
Eco Water Saving Plus flushing system  
Mécanisme de chasse Eco à économie d'eau  
Spülmechanismus Eco Water Saving Plus  
Sistema de descarga Eco Water Saving Plus  
Система смыва Eco Water Saving Plus
-  = Sistema di scarico Clean Flush WC®  
Clean Flush WC® flushing system  
Mécanisme de chasse Clean Flush WC®  
Spülmechanismus Clean Flush WC®  
Sistema de descarga Clean Flush WC®  
Система смыва Clean Flush WC®
-  = Sistema di scarico TWIST®  
TWIST® flushing system  
Mécanisme de chasse TWIST®  
Spülmechanismus TWIST®  
Sistema de descarga TWIST®  
Система смыва Clean TWIST®
-  = Con cerniera rallentata - Sgancio rapido  
With soft close system - Rapid lift system  
Charnières avec frein de chute - Décrochage rapide  
Mit sanft abgebremsten scharnieren - Schnellbefestigung  
Con caída amortiguada - Desenganche rápido  
С микролифтом - Быстрое отсоединение

## DESIGN



cm: 36 - 70

### SKINNY



WASHBASINS

Pag \_ 28



cm: 22 - 33 - 39 - 40

55 - 56 - 75 - 76 - 95

### GLAM



WASHBASINS

Pag \_ 42



cm: 42 - 50 - 70 - 90

### MOON



WC-BIDET & WASHBASINS

Pag \_ 66



cm: 30 - 41 - 45 - 50 - 60

80 - 100 - 120 - 141

### TEOREMA 2.0 ULTRASLIM



WC-BIDET & WASHBASINS

Pag \_ 94



cm: 60 - 80

### TEOREMA 2.0 PLUS



WASHBASINS

Pag \_ 138



cm: 30 - 35 - 40 - 42 - 50

### BUCKET



WC-BIDET & WASHBASINS

Pag \_ 150



cm: 45 - 48 - 54 - 66

### PLANET



WC-BIDET & WASHBASINS

Pag \_ 172



cm: 51 - 55 - 71

### MOAI



WC-BIDET & WASHBASINS

Pag \_ 188

# DESIGN



cm: 60 - 92 - 122

ML



WASHBASINS  
Pag \_ 200



cm: 24 - 30 - 38 - 40  
42 - 45 - 50 - 60

SOFT - HUNG - CUBE



WASHBASINS  
Pag \_ 212



cm: 40 - 45 - 55 - 63

THIN-LINE



WASHBASINS  
Pag \_ 224



cm: 42 - 47 - 57 - 87

GAIA - TECH - MIKY



WASHBASINS  
Pag \_ 238



cm: 61 - 82

ETRA



WASHBASINS  
Pag \_ 248



cm: 46 - 60

VEIL



WASHBASINS  
Pag \_ 254



cm: 50 - 70 - 80

FUJI



WASHBASINS  
Pag \_ 264



cm: 45 - 70

MIZU®



WASHBASINS  
Pag \_ 276

# DESIGN



cm: 45 - 70

SHAPE



WASHBASINS  
Pag \_ 288



cm: 41 - 55

SEVENTY



WASHBASINS  
Pag \_ 294



cm: 30 - 37 - 40 - 41  
46 - 48 - 60 - 68 - 80

LAVABI D'ARREDO



WASHBASINS & URINAL  
Pag \_ 300



cm: 60 - 80

ARCO



WASHBASINS  
Pag \_ 314

# CLASSIC



cm: 70 - 91 - 126

CASTELLANA



WC-BIDET & WASHBASINS  
Pag \_ 320



cm: 40 - 50 - 60 - 70 - 91

BUTTERFLY



WC-BIDET & WASHBASINS  
Pag \_ 348

# bathroom index

## BATHROOM



cm: 60 - 90 - 120

SLIDE  
Pag \_ 336



cm: 60 - 90 - 120

ABLE  
Pag \_ 384



cm: 60 - 90 - 120 - 140

SOLID  
Pag \_ 396



cm: 80 - 100

CROSS  
Pag \_ 424

## BATHROOM



cm: 60 - 80 - 100

PLANA  
Pag \_ 438



cm: 42 - 70

FOLD  
Pag \_ 454



cm: 42 - 70

SCARABEO LAILA  
Pag \_ 462



cm: 60 - 90 - 120

PICTURE  
Pag \_ 486



cm: 50

GUSTAV  
Pag \_ 512



cm: 84

SESTO  
Pag \_ 520



cm: 59 - 79

FUJI  
Pag \_ 526



cm: 60 - 90 - 120

PHORMA  
Pag \_ 538

cm: 50 - 50 - 60 - 80  
100 - 120 - 140

MIRROR  
Pag \_ 560



cm: 150 - 156 - 170 - 180

BATHTUBS  
Pag \_ 570



cm: 100 - 120 - 140 - 160

STEP  
Pag \_ 580

DECORLAB  
Pag \_ 602

DECORART  
Pag \_ 608

COLORS  
Pag \_ 612

WOODS  
Pag \_ 624

ACCESSORI P \_ 630  
ACCESSORIES  
ACCESSOIRES  
ZUBEHÖR  
ACCESORIOS  
АКСЕССУАРЫ

CONSIGLI TECNICI E SPECIFICHE P \_ 636  
NORMATIVA UNI EN  
TECHNICAL ADVICE AND SPECIFICATIONS  
NORM UNI EN  
CONSEILS TECHNIQUES ET SPECIFICATIONS  
NORMATIVE UNI EN  
TECHNISCHE BERATUNGEN UND  
SPEZIFIKATIONEN NORM UNI EN  
CONSEJOS TÉCNICOS Y ESPECIFICACIONES  
NORMATIVA UNI/EN  
ТЕХНИЧЕСКИЕ РЕКОМЕНДАЦИИ  
И СПЕЦИАЛЬНЫЕ НОРМАТИВЫ UNI EN

CONDIZIONI GENERALI DI VENDITA P \_ 640  
GENERAL SALES CONDITIONS  
CONDITIONS GENERALES DE VENTE  
ALLGEMEINE VERKAUFSBEDINGUNGEN  
CONDICIONES GENERALES DE VENTA  
ОБЩИЕ УСЛОВИЯ ПРОДАЖИ

ANALYTICAL INDEX P \_ 646

# Company

Scarabeo Ceramiche è un'azienda italiana specializzata nella produzione di sanitari e arredo bagno innovativi e dal design originale. Dal 1974 mette a frutto la propria capacità di dare forma alla ceramica e trasformarla in lavabi e sanitari dallo stile unico e inconfondibile conquistando nel tempo un successo di carattere internazionale che ha portato il brand a posizionarsi come un vero e proprio punto di riferimento per chi cerca idee nuove con cui arredare il bagno. Il saper interpretare il bagno offrendo design e funzionalità ha da sempre contraddistinto l'indole dell'azienda: competenza ed esperienza al servizio di una grande squadra che opera partendo da un'idea che, grazie alle infinite possibilità di lavorazione della ceramica, prende forma e si tramuta in un arredo completo, efficiente, esteticamente appagante e in grado di definire con carattere la personalità di un bagno. La continua ricerca di novità e la capacità di sapersi costantemente evolvere in accordo con le diverse esigenze manifestate dal mercato hanno permesso a Scarabeo di comporre una gamma molto ampia e sempre in crescita non solo di lavabi e sanitari ma anche di complementi di arredo ed accessori unici e di qualità impeccabile.

Scarabeo Ceramiche is an Italian company specialized in the production of innovative and original sanitary ware and bathroom furniture. Since 1974 it has been making use of its own ability to give shape to ceramic and turn it into washbasins and WCs with a unique style. This has allowed to gain over time an international success that has made the brand a real reference point for people searching new ideas for their own bathroom. The interpretation of the bathroom by giving design and functionality has always characterized the nature of the company: competence and expertise in the service of a great team acting by starting from an idea which, thanks to the unlimited possibilities of the manufacturing of ceramic, takes shape and turns into a complete, efficient, aesthetically satisfying fitting that can strongly define the character of a bathroom. The continuous search for innovation and the ability to constantly evolve according to the different needs of the markets allowed Scarabeo to create a very wide and ever-growing range of washbasins, WC pans and even unique bathroom furniture and accessories of impeccable quality.




DESIGN PLUS



German  
Design Award



A'DESIGN AWARD



中国好设计  
China Good Design



archiproducts  
DESIGN AWARDS  
—  
WINNER 2017



FEDERLEGNOARREDO



# La magia dei colori Scarabeo

Alla ceramica bianca, nobile, classica e senza tempo, Scarabeo affianca un'ampia scelta di soluzioni colorate per arredare la sala da bagno con carattere e personalità, in sintonia con le tendenze e le linee guida del design contemporaneo. La scelta dei colori può influire significativamente nel contesto abitativo, regalando sfumature e contrasti inediti capaci di trasformare l'ambiente in un luogo carico di fascino e originalità. Alle già esistenti tonalità disponibili nelle versioni lucide e opache, Scarabeo propone quest'anno nuovi colori che vanno ad arricchire le possibilità di scelta. L'azzurro Air, il giallo Lime e l'arancio Peach integrano l'offerta regalando al pubblico nuove nuances, lucide e opache, per creare un ambiente bagno non solo funzionale ma anche personalizzato esteticamente. A queste tre nuove sfumature si aggiunge il rosso Cherry, solo nella versione glossy, per un tocco di colore inedito e audace.

Alongside with the noble, classic timeless white ceramics, Scarabeo offers a wide range of colourful solutions to decorate your bathroom with character and personality, in tune with contemporary design trends and guidelines. The choice of colours may significantly influence the living context, creating unusual shades and contrasts capable of converting the space into a place full of charm and originality. This year, Scarabeo is adding new colours to the existing ones available in the glossy and matt versions, extending the choice even further. Air Blue, Lime Yellow and Peach Orange are being added to the colour range, offering new glossy and matt shades, for a bathroom that is not only functional, but also visually customised. Cherry Red is also being added together with these three new shades, but only in the glossy version, for an original and bold touch of colour.

## Matt Colors



41  
PEARL



49  
ARDESIA



52  
MATT SAND



53  
MATT TOBACCO



54  
MATT ANTIQUE PINK



55  
MATT MUSK



56  
MATT OCEAN



57  
MATT AIR



58  
MATT LIME



59  
MATT PEACH

## Glossy Colors



65  
CHERRY



35  
NIGHT



61  
GLOSSY SAND



62  
GLOSSY TOBACCO



64  
GLOSSY ANTIQUE PINK



63  
GLOSSY MUSK



60  
GLOSSY OCEAN



38  
GLOSSY AIR



39  
GLOSSY LIME



40  
GLOSSY PEACH

## Bicolors



B41  
BICOLORS  
PEARL








B49  
BICOLORS  
ARDESIA








B52  
BICOLORS  
SAND

## DecorLAB - POIS






SEV  
GREENSER  
PINKSEM  
BROWNSENT  
NEUTRALSENR  
BLACK

## DecorLAB - FULL POIS






SFLV  
GREENSFLR  
PINKSFLM  
BROWNSFLNT  
NEUTRALSFLNR  
BLACK

Interno / esterno - Internal / external - Interne / externe - Intern / extern - Interno / externo - Внутренний / внешний

## DecorLAB - LINE



REV  
GREENRER  
PINKREM  
BROWNRENT  
NEUTRALRENR  
BLACK

## DecorLAB - POIS STRIP

FSV  
GREENFSR  
PINKFSM  
BROWNFSNT  
NEUTRALFSNR  
BLACK

Interno / esterno - Internal / external - Interne / externe - Intern / extern - Interno / externo - Внутренний / внешний

## DecorLAB - LINE STRIP

RRV  
GREENRRR  
PINKRRM  
BROWNRRNT  
NEUTRALRRNR  
BLACK

Interno / esterno - Internal / external - Interne / externe - Intern / extern - Interno / externo - Внутренний / внешний



# DecorLab

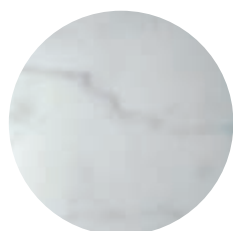
I nuovi pattern, estetici e scultorei, della ceramica Scarabeo. Insita nel DNA di Scarabeo Ceramiche, la continua ricerca di standard qualitativi ed estetici prosegue con il concept legato al mood DecorLab: un'esplorazione sperimentale che si estende al campo della decorazione attraverso tutte le valenze tecnologiche che offre questo tipo di applicazione. Nascono così quattro nuove tipologie di decori applicati alla ceramica, garantiti per effetti estetici e scultorei, valorizzati da combinazioni inesplorate e di sicuro impatto visivo. Una nuova idea di sala da bagno, elegante e personalizzata, capace di trasformare l'ambiente in un luogo unico e di assoluta tendenza.

The new shapes and patterns of Scarabeo ceramics. Constant research into quality and visual standards has always been an intrinsic part of Scarabeo Ceramiche and it is continuing with the concept of the DecorLab mood: an experimental exploration that applies to decoration all the technologies that this type of application offers. This has resulted in four new types of ceramic decoration, with guaranteed effects in terms of appearance and shape, enhanced by innovative combinations with an undeniable visual impact. A new idea for an elegant and personalised bathroom, transformed into a unique and trendy setting.






# DecorART



F  
MARBLE WHITE



G  
MARBLE BLACK



E  
TRAVERTINE

Dopo il concept legato al mood DecorLab, che ha visto la creazione di suggestivi pattern decorativi applicabili alla ceramica, Scarabeo introduce una nuova modalità nell'interpretare questo materiale attraverso il percorso DecorArt. DecorArt, anch'essa un'esplorazione sperimentale che sfrutta le valenze tecnologiche dei nuovi standard digitali, approda a dei risultati di livello stupefacente proponendo tre nuove finiture ispirate alla bellezza del marmo. Marmo nero, bianco e travertino, con le loro classiche e raffinate sfumature, sono i nuovi decori che trasformano la ceramica in un materiale ad alto valore estetico, difficilmente distinguibile a livello visivo dalla pietra originale. Sono quattro le collezioni di Scarabeo interessate dai nuovi pattern DecorArt: Teorema 2.0, caratterizzata da un design essenziale e bordi sottili; l'ampia famiglia dei lavabi Glam con le loro linee gentili ed eleganti; tutta la serie Moon, che si distingue per l'ampiezza del bacino e la leggerezza dei bordi e la collezione di arredobagno Scarabeo Laila che, oltre ad essere nata per accogliere i lavabi Moon, si dota anche della variante delle mensole decorate con finitura marmo per un impatto visivo di assoluta classe.

After the concept linked to the DecorLab mood, which saw the creation of evocative decorative patterns applicable to ceramics, Scarabeo introduces a new way of interpreting this material with the DecorArt project. DecorArt is an experimental journey that exploits the technological values of the new digital standards, reaching amazing results and proposing three new finishes inspired by the beauty of marble. Black marble, white marble and travertine marble, with their classic and refined nuances, are the new decorations that transform ceramics into a material of high aesthetic value, which can be hardly distinguished from the original stone. Four Scarabeo collections are enriched with the new DecorArt patterns: the Teorema 2.0 collection with essential design and thin edges; the wide family of Glam washbasins with gentle and elegant lines; the entire Moon series, which stands out for the width of the bowl and the lightness of the edges; and the Scarabeo Laila bathroom furniture collection which, in addition to being designed to accommodate the Moon washbasins, is also provided with the marble finish shelves for a high-class visual impact.

## PREMIUM

PANNELLO NOBILIATO LAMINATO - LAMINATED CHIPBOARD PANEL



LSC  
NOCE CANALETTO  
CANNETTATO



LCC  
ROVERE CHIARO  
CANNETTATO



LS  
NOCE CANALETTO



LC  
ROVERE CHIARO



98  
LIGHT WOODEN FINISH



99  
DARK WOODEN FINISH

## STANDARD

PANNELLO NOBILIATO LAMINATO - LAMINATED CHIPBOARD PANEL | 93/41/49 - PANNELLO NOBILIATO MELAMINICO - MELAMINE LAMINATED CHIPBOARD PANEL



85  
ROVERE MORO



86  
ROVERE LINDBERG




87  
MACASSAR



88  
ROVERE BRIZZO



89  
ROVERE NODATO



93  
GLOSSY WHITE




41  
PEARL



49  
ARDESIA



94  
EGO CHIARO



95  
EGO SCURO

## BICOLOR

PANNELLO NOBILITATO MELAMINICO - BODY: MELAMINE LAMINATED CHIPBOARD




B1  
LSC/41




B2  
LCC/41




B3  
LS/41



B4  
LC/41




F1  
94/93



F2  
95/93



F3  
93/94



F4  
93/95

FRONTALE B1/B2: PREMIUM  
(IMPIALLACCIATO)  
FRONTS B1/B2: PREMIUM  
(VENEERED)

FRONTALE B3/B4: STANDARD  
(NOBILIATO LAMINATO)  
FRONTS B3/B4: STANDARD  
(LAMINATED)

FRONTALE F1/F2/F3/F4: STANDARD  
(NOBILIATO LAMINATO)  
FRONTS F1/F2/F3/F4: STANDARD  
(LAMINATED)

## LACQUERED

PANNELLO LACCATO OPACO - MATTE VARNISHED PANEL



41  
PEARL




49  
ARDESIA




52  
MATT SAND



53  
MATT TOBACCO



54  
MATT ANTIQUE PINK



55  
MATT MUSK




56  
MATT OCEAN



57  
MATT AIR



58  
MATT LIME



59  
MATT PEACH



# Woods

Le essenze lignee proposte da Scarabeo sono diverse e di prestigio. Alle finiture Standard, quali Rovere scuro, Rovere Lindberg, Macassar, Rovere Brizzo e Rovere Nodato, si aggiungono le finiture Premium dove è possibile scegliere tra Noce Canaletto e Rovere Chiaro, nelle versioni lisce o cannettate. Le stesse disponibili anche nella versione bicolore insieme al bianco. Il legno è inoltre proposto nella finitura laccata matt nei colori Pearl, Ardesia, Sand, Tabacco, Antique Pink, Musk, Ocean, Air, Lime e Peach, gli stessi colori della ceramica, per offrire la possibilità di creare combinazioni materiche colorate perfettamente abbinate tra loro.

Scarabeo proposes various prestigious wood finishes. The Standard finishes, such as Dark Oak, Lindberg Oak, Macassar, Bristle Oak and Knotted Oak, are being joined by the Premium finishes, with a choice between Canaletto Walnut and Light Oak, in the smooth and fluted versions. They are also available in the two-colour version, together with white. The wood is also proposed in the lacquered matt finish, in the colours Pearl, Slate, Sand, Tobacco, Antique Pink, Musk, Ocean, Air, Ochre and Peach, the same colours as the ceramics, in order to allow perfect colour combinations between the materials to be created.



# BioKer

La continua ricerca di soluzioni ecosostenibili con l'ausilio di laboratori esterni, ha permesso a Scarabeo Ceramiche, di mettere a punto un processo a caldo, che consente di rendere antibatterica al 99,9% la superficie ceramica trattata. Le superfici trattate con Scarabeo BioKer, riducono drasticamente la tensione superficiale dell'acqua, che invece di rotolare via dalla superficie, in gocce separate, scorre via come una pellicola ultra-sottile, rimuovendo al contempo le particelle di sporco e rendendo meno facile il deposito del calcare. Questa proprietà "Easy-to-clean" consente un basso utilizzo di prodotti per la pulizia, ed un minore consumo di acqua, ottenendo così un più basso impatto ambientale. Conforme alle normative di sicurezza è stato testato e certificato secondo le norme ISO22196 ed il nuovo metodo di test antibatterico ASTM E3031-15 specifico per le superfici ceramiche.

Constant research into eco-sustainable solutions assisted by external laboratories has allowed Scarabeo Ceramiche to create a hot process which gives antibacterial protection up to 99.9% of the treated ceramic surface. Surfaces treated with Scarabeo BioKer drastically reduce the surface tension of water which, rather than sliding off the surface in separate drops, slides off as an ultra-thin film, simultaneously removing dirt particles and making limescale deposits less likely. This "Easy-to-clean" property allows use of less cleaning products and lower water consumption, thus achieving a lower environmental impact. The new ASTM E3031-15 antibacterial test specifically for ceramic surfaces conforms with safety standards and has been ISO22196 tested and certified.





# TWIST®

Il sistema TWIST prevede un bordo contenitivo del vaso con un design tale da permettere una riduzione al minimo di qualsiasi fuoriuscita d'acqua. Lo scarico, progettato per consentire un risparmio idrico ancor più performante rispetto ai già esistenti Clean Flush adottati da Scarabeo, è realizzato con un nuovo sistema che limita al massimo il rumore favorendo un alto livello di silenziosità.


The TWIST system features a containing rim of the bowl that is designed to minimize any water spillage. The new drain can save more water than the existing Clean Flush used by Scarabeo and the new system significantly reduces the noise for a higher level of comfort.

Le système TWIST comprend une bordure de cuve telle qu'elle limite au minimum toute sortie d'eau. La décharge a été conçue pour une économie d'eau supérieure aux systèmes Clean Flush adoptés par Scarabeo. Elle a été réalisée avec un nouveau système limitant le bruit au minimum.

Beim TWIST-System ist der Spülrand des Beckens so geformt, dass ein Herausspritzen von Wasser nahezu ausgeschlossen werden kann. Die Spülung, die im Vergleich zu der von Scarabeo bereits eingesetzten Clean-Flush-Technologie noch wassersparender konzipiert wurde, ist mit einem neuen System ausgestattet, das die Geräuschentwicklung weitestgehend begrenzt und dadurch extrem geräuscharm ist.

El sistema TWIST presenta un borde de contención con un diseño que reduce al mínimo las salpicaduras de agua fuera del WC. La descarga, diseñada para permitir un ahorro de agua superior al de las Clean Flush existentes adoptadas por Scarabeo, está realizada con un nuevo sistema que limita todo lo posible el ruido, favoreciendo el funcionamiento más silencioso.

Продуманный дизайн с системой TWIST и сдерживающим бортом позволяет свести к минимуму разбрызгивание воды из чаши унитаза. Слив обеспечивает экономию воды – еще более эффективную, чем в системах Clean Flush других моделей Scarabeo. Использование новой системы максимально ограничивает шум, что способствует высокому уровню тишины.







# Certifications

- UNI EN 14688 per lavabi
- UNI EN 997 per WC
- UNI EN 14528 per bidet

Scarabeo ha studiato un sistema che garantisce lo scarico dei suoi WC sospesi, terra e monoblocco con 4,5 litri d'acqua e meno.

The following are the reference standards relative to the CE marking:

- UNI EN 14688 for washbasins
- UNI EN 997 for WCs
- UNI EN 14528 for bidets

Scarabeo studied a new system granting the drainage for its wall hung, floor-standing and monoblock WC with 4.5 litres and even less.

Les normes fonctionnelles de référence pour le marquage CE sont:

- UNI EN 14688 pour les lavabos
- UNI EN 997 pour les WC
- UNI EN 14528 pour les bidets

Scarabeo a étudié un nouveau système qui assure la chasse de ses cuvettes suspendues, à poser ou monobloc avec 4,5 litres d'eau et moins.

Die Bezugsnormen für das CE-Zeichen sind:

- UNI EN 14688 für Waschtische
- UNI EN 997 für WC
- UNI EN 14528 für Bidet

Scarabeo hat für seine Hänge-, Stand- und Kombinations-WCs ein System entwickelt, das nur 4,5 Liter Wasser pro Spülung verbraucht und weniger.

Las normas funcionales de referencia para la marca CE son:

- UNI EN 14688 para lavabos
- UNI EN 997 para inodoros
- UNI EN 14528 para bidé

Scarabeo ha estudiado un sistema que garantiza el desagüe de sus inodoros suspendidos, tierra y mono bloque con 4,5 litros de agua y menos.


Справочные рабочие нормативы для маркировки CE:

- UNI EN 14688 для моек
- UNI EN 997 для унитазов
- UNI EN 14528 для биде

Scarabeo разработала систему, обеспечивающую слив ваших подвесных, напольных и моноблочных унитазов емкостью 4,5 литров воды и меньше.

Lavabi a norma di sicurezza, comfort e garanzia delle prestazioni nel tempo. A colonna, sospesi, da incasso o semi incasso, l'offerta dei lavabi e dei sanitari in genere è ormai molto diversificata, sia come tipologia dei materiali utilizzati, sia come forme, stile e design. Ma la Scarabeo da una cosa non può prescindere: dalle prestazioni che questi prodotti devono poter garantire nel tempo. La Scarabeo con l'acquisizione del marchio CE certifica che il prodotto è stato realizzato con materiali testati e con procedure rispondenti agli standard di sicurezza riconosciuti ormai da anni. Il marchio CE è stato istituito per fornire adeguate garanzie del rispetto, da parte del fabbricante, di tutti gli obblighi riguardanti la conformità di un prodotto alle direttive comunitarie e la sua applicazione (obbligatoria) introduce delle prove ferree a cui sottoporre i prodotti.

Conforming washbasins entail: safety, comfort and guaranteed long-lasting performance. Whether column, hanging, built-in or semi built-in, our washbasin offer and sanitary ware offer in general has become highly diversified in terms of variety of materials used, forms, style and design. But there is one aspect that Scarabeo cannot overlook: the performance that these products must ensure over time. By obtaining the CE marking, Scarabeo certifies that the product is manufactured with tested materials and procedures conforming to safety standards that have been widely recognised for several years. The CE marking was introduced to enable manufacturers to adequately guarantee the product's conformity to all the obligations outlined in European Community Directives, and its application (which is mandatory) introduces stringent tests to which products must be subjected.

 -> (1)
SCARABEO CERAMICHE s.r.l. 01034 Fabrica Di Roma - Vt -> (2) 08 -> (3) EN 14688 - CL 25 -> (4)
-> (1)
SCARABEO CERAMICHE s.r.l. 01034 Fabrica Di Roma - Vt -> (2) 07 -> (3) EN 997 - CL 1 - 6 A -> (4)



## Our Values...



**Siamo persone:** ci piace ascoltare, siamo empatici, investiamo nella formazione per consentire ad ogni collaboratore di esprimere il proprio potenziale. **We are people:** we like to listen, we are empathetic, and we invest in training to enable all employees to express their potential.



**Innovatori:** crediamo nel rispetto di regole e standard, viviamo con il desiderio di superarle. **Innovators:** we believe in following all rules and standards, and we live with the ambition to exceed them.



**Affidabili:** ogni nostro prodotto è sinonimo di resistenza e longevità. **Reliable:** all our products stand for durability and longevity.



**Efficienti:** ottimizziamo la capacità produttiva per garantire flessibilità e rapidità nelle consegne. **Efficient:** We constantly optimize our production capabilities to archive the highest production and delivery outcome.



**Sostenibili:** perseguiamo l'innovazione, purchè sostenibile e rispettosa dell'ambiente. **Sustainable:** We act sustainable and climate-friendly to protect our precious resources.



**Trasparenti:** onestà, integrità e trasparenza sono alla base delle nostre relazioni umane e di business. **Transparent:** honesty, integrity and transparency are the basis of our human and business relationships.



**Uniti:** il successo è merito del team, del contributo e della collaborazione di tutti. **United:** success stems from the contribution and collaboration of all team members.



**Tendiamo all'eccellenza:** lavoriamo per distinguerci, mirando all'eccellenza. **We strive for excellence:** we work to distinguish ourselves, aspiring for perfection.



**Diversi ma uguali:** promuoviamo l'inclusione, in un ambiente di lavoro che valorizzi e celebri le diversità. **Different but equal:** we promote inclusion in a work environment that values and celebrates diversity.



**Made in Italy:** insieme ai prodotti esportiamo il patrimonio culturale del nostro Paese. **Made in Italy:** along with products we export our country's cultural heritage.

# References

## ITALY

Diva Hotel - Lignano Sabbiadoro  
Mercure Hotel - Florence  
4f Boutique Hotel - Florence  
Atlantis Bay - Vretreats - Taormina  
Mazzaro Sea Palace- Vretreats - Taormina  
Virgin Active Fitness - Italy  
Hotel Cappella \*\*\*\*\* - Colfosco  
Hotel Turmchalet \*\*\* - Braies  
Chalet Simonazzi - Siusi  
Palazzo Essenza - San Miniato  
Hotel Tribe Malpensa - Malpensa  
Hotel Hampton By Hilton Tronchetto - Tronchetto Venezia

## AUSTRALIA

Grand Mercure Hotel NSW  
Melbourne Convention Center  
Waters Edge Apartments, West End, Brisbane  
Mt.Lawley Apartments, Perth  
New Quay Apartments, Docklands, Melbourne  
Paddington Terraces, Paddington, New South Wales  
CeVue Apartments Scarborough, Western Australia  
Burswood Apartments Tower 5, Burswood, Perth  
ANZ Head Office, Docklands, Melbourne, Victoria  
The Village, Balgowlah, New South Wales  
Nola Road Apartments, Roseville, Sydney, New South Wales  
Westfield Shopping Centre, Plenty Valley, Melbourne, Victoria  
State Circle Apartments, Canberra, Australian Capital Territory

## EMIRATES

Elite Residence  
Park Island  
The Lofts  
Princess Tower  
Jumeirah Park

## GREECE

Poseidon SA  
Minoa Palace  
Holiday Inn Athens  
66-68 Boundary Street  
Royal Plaza Hotel  
Hung Hom Bay, KIL1120

## HONG KONG

Providence Bay

## ISRAEL

Crown Plaza - Intercontinental, Tel Aviv  
King's Hotel, Jerusalem  
Carlton Dead Sea, Jerusalem

## NEW ZEALAND

Novotel Auckland Airport

## SINGAPORE

Visioncrest Residences  
Holland Residences  
Suncottages  
Suites @ Orchard  
831 Upper Serangoon Road  
Waterfront Isle by Far East Development  
Hillsta by Far East Development

## KOREA

PoongRim Apartment Incheon  
Pentaport Commercial and Residential Complex  
Queendom Apartments, Busan  
Lafolium Town House Samsung Heavy Industries  
Bill Polaris Villa  
Caelum Villa  
Xii Apartment  
Star Class Villa  
GS Apartment  
The Hill Apartment  
Herrman Haus  
Lotte Hotel Lotte Group  
Lafolium Town House  
PoongDong Apartment  
I-Park Commercial and Residential  
Complex Building  
JW Marriott Seoul



# Designer



## Giovanna Talocci

Interior architect and designer since the 1970s. A natural curiosity for innovation, material research and technology, profound observation of the surrounding reality enabled her to design for prestigious companies, in completely unrelated fields. The same traits are now the pivotal elements in the work of the Talocci Design studio, which specialises in: product design, exhibition design, interior design, event organisation, integrated communication, art direction. Giovanna Talocci has received numerous acknowledgments, among them three ADI Design Index selections, four referrals at the Compasso D'Oro award and four Design Plus prizes. Alongside her design activities, she also works as cultural events curator and consultant for various trade exhibitions, anchor woman and guest of television programmes on design, and lecturer at universities and design schools. She has been a member of ADI (Industrial Design Association) since 1979 and of the ADI National Steering Committee since 2004. In addition, she was a member of the first Italian Council for Design.



## Massimiliano Braconi

Designer, painter and sculptor, he diversified his activities to include the creation of artistic works, setting up of temporary architectural works and installations, and interior furnishing and design. In 2002, he opened his studio – situated in the Viterbo area – and quite naturally made his way into the sanitary ceramics production industry. He designs various collections for companies of the sector and collaborates with Scarabeo on a stable basis.



## Chiara Valeri

Born in Rome on 21st March 1969, she completed her artistic studies by earning the title of "Master Ceramics Artist" in 1988, after which she began to dedicate herself to artistic ceramics. Subsequently, in 1990, she earned a Diploma in Applied Arts from the "Ulderico Midossi" State Institute of Art in Civita Castellana. In 1990 she graduated from the Rome Fine Arts Academy with a degree in Theatre and Cinema Scenic Design with full marks. She initially embarked on a career in theatre scenic design and subsequently continued her studies in furnishing and design issues. She has created interior design projects for both private customers and retail businesses, while simultaneously collaborating with companies operating in the bathroom furnishing and crockery sectors for outfitting trade fair stands. Since 1997 she has been predominantly focusing on the industrial design sector by collaborating with companies operating in the Civita Castellana industrial scenario.



## Emo Design

Lukasz Bertoli \_ Graduated in Industrial Design at Politecnico di Milano, Lukasz soon began collaborating with Polidesign and TD studio to develop products for many famous Italian companies such as Chicco and Gardesa. From 2004 to 2008 he was a senior industrial designer at GP designpartners in Vienna where his responsibilities included designing products for brands like Philips, Siemens, Citroen, Doppelmayr, Vienna Acoustics, Tchibo, NXP, Boesendorfer, HEI, Conlastic. Carlo Ciciliot \_ Born in 1982 Carlo graduated in International Relationships at Università degli Studi di Bologna with a Master's in Organization and Economic Development (MOSE) at Profingest Management School. After an important experience at the marketing office of a well established group in the construction sector, he became account manager at Emo design consultancy in 2009.



## Davide Vercelli

Designer and Engineer Davide Vercelli founded his own firm in 2005 after being a researcher at the Politecnico di Torino. Ever since fond of project culture, of the ways how technological conception and production, communication and marketing strategies interfere in the making and the presentation of a product, he developed through the years a consistent series of co-operation jobs with design companies of different production fields. A multi-disciplinary and cross-sectoral approach has enabled the studio over the years to support our customers as a global consultant, dealing with product, brand design, brand strategy and exhibit. From 2013 the studio follows and designs end the main collective event of Cersaie (Aggregati, Cer-Sea, Cer-Style, Cer-Sail, Milleluci, The sound of design), dedicated to contract and wellness. Numerous are the teaching experiences in co-operation with different institutes and universities such as the Faculty of Design at the Milan Polytechnic University, and I.E.D.. He boasts various international awards: thirteen selections for Adi Design Index, two at Compasso d'Oro, two awards at Young and Design, three Design Plus, one first prize at the International Design Awards, TWO Good Design Award AND ONE IF AND GERMAN DESIGN COUNCIL



## Studio Adolini

Studio Adolini is an architectural and graphic design firm founded in 1984. It operates in various areas and its past projects include single family homes, residential, commercial and industrial complexes, sports buildings and places of worship. It has worked on numerous restorations of monuments and renovations of industrial and residential complexes. It also provides interior design services, trade fair exhibition stands, museum décor, residential furnishings and business show rooms. It has received various awards and acknowledgements. The partners of the firm are Romano Adolini and Niccolò Adolini.



## Giovanni Calisti

Giovanni Calisti dedicates himself to art studies and in 1996 gets the qualification of "Maestro d'Arte della Ceramica" (Master of Ceramic Arts). His big passion flew into very appreciated painting and sculpture. He diversifies his activities from creation of artworks to modelling wash basins for a long-established factory in Civita Castellana named ICA. In 1974 he creates SCARABEO, a factory producing exclusively bathroom accessories that makes a name for itself in the European market in few years. In the middle of the nineties he designs different ranges of basins effortlessly. To this day, these ranges are some of the most appreciated of SCARABEO. Always searching for new stimulus, he charts new courses thanks to his clear strategy based on design.



CERA  
MIC




scarabeo



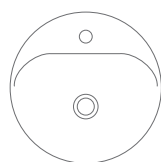
36-40 Cm



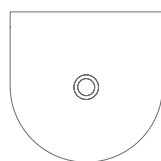
SKINNY 40  
5407 - Pag. 32



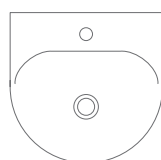
SKINNY 36x36  
5412 - Pag. 35



SKINNY 40R  
5401 - Pag. 36

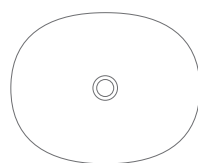


SKINNY 40x40  
5411 - Pag. 40



SKINNY 40x40R  
5410 - Pag. 40

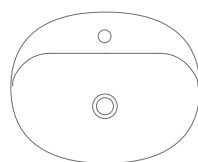
50 Cm



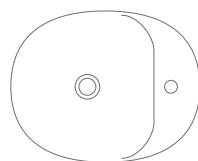
SKINNY 50x40  
5408 - Pag. 32



SKINNY 50x36  
5413 - Pag. 35

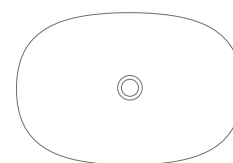


SKINNY 50x40R  
5402 - Pag. 36



SKINNY 50x40RL  
5404 - Pag. 39

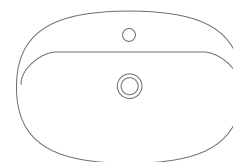
60-70 Cm



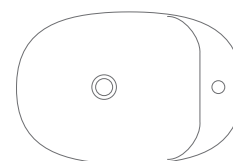
SKINNY 60x40  
5409 - Pag. 32



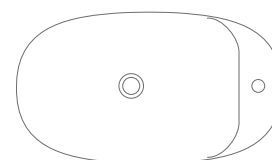
SKINNY 60x36  
5414 - Pag. 35



SKINNY 60x40R  
5403 - Pag. 36



SKINNY 60x40RL  
5405 - Pag. 39



SKINNY 70x40RL  
5406 - Pag. 39

SKINNY è la nuova collezione di lavabi disegnata dallo Studio Adolini per Scarabeo Ceramiche. Caratterizzata da una simmetria esterna dove le forme, rigorose e geometriche, creano una presenza elegante nella sala da bagno, la collezione SKINNY affascina per il movimento sinuoso e organico dettato dall'interno del lavabo che si identifica con l'armonia della natura. La forma di SKINNY, infatti, si ispira al processo naturale di levigazione della roccia: un cuore organico dove le curve fluide e morbide raccontano la storia di un'evoluzione paziente e sapiente.

SKINNY is the new collection of washbasins designed by Studio Adolini for Scarabeo Ceramiche. It is characterized by an external symmetry where the rigorous and geometric shapes create an elegant presence in the bathroom. The SKINNY collection fascinates with the sinuous and organic movement dictated by the interior of the washbasin that identifies with the harmony of nature. The shape of the SKINNY collection is inspired by the natural rock smoothing process: it is an organic heart where the soft, flowing curves tell the story of a patient and wise evolution.



Skinny - 30

SKINNY



Art. 5402 - 50 x 40 x h 15 Cm

# WC BIDET ABBINABILI

MATCHING WCS AND BIDETS - WC ET BIDET COMBINABLES  
KOMBINIERBARE WCS UND BIDETS - WC BIDÉ COMBINABLES  
УНИТАЗЫ БИДЕ КОМБИНИРУЕМЫЕ

SKINNY



P\_45

Art. 5201/TW - 50,5 x 36 - TWIST  
Art. 5202 - 50,5 x 36



P\_46

Art. 5203/TW - 55 x 36 - TWIST  
Art. 5204 - 55 x 36



P\_47

Art. 5205/TW - 55 x 36 - TWIST  
Art. 5206 - 55 x 36



P\_69

Art. 5520/CL - 50,5 x 36 - CLEAN FLUSH  
Art. 5521 - 50,5 x 36



P\_74

Art. 5524/CL - 45 x 35 - CLEAN FLUSH  
Art. 5525 - 45 x 35



P\_70

Art. 5522/CL - 54,5 x 36 - CLEAN FLUSH  
Art. 5523 - 54,5 x 36



P\_73

Art. 5526/CL - 66 x 36 - CLEAN FLUSH  
Art. 5527 - 36 x 15 - CISTERN



P\_99

Art. 5126/TW - 52 x 36 - TWIST  
Art. 5126/CL - 52 x 36 - CLEAN FLUSH  
Art. 5127 - 52 x 36



P\_100

Art. 5138/CL - 55 x 36 - CLEAN FLUSH  
Art. 5139 - 55 x 36



P\_102

Art. 5140/CL - 66 x 36 - CLEAN FLUSH  
Art. 5141 - 35 x 15 - CISTERN



P\_153

Art. 8812 - 53,5 x 36  
Art. 8812/CL - 53,5 x 36 - CLEAN FLUSH  
Art. 8813 - 53,5 x 36  
Art. 8815 - 40 x 29 - KIDS WC



## Art. 5407

## SKINNY 40 - Ø40 x h 15 Cm - 9 Kg - 9 L.

Lavabo da appoggio  
Lay-on washbasin  
Lavabo à poser  
Aufsatzwaschbecken  
Lavabo de apoyo  
Раковина умывальника накладная

- COMPRESO SCARICO AUTOMATICO IN CERAMICA  
- INCLUDING AUTOMATIC CERAMIC POP-WASTE




Senza troppo pieno  
Without overflow  
Sans trop-plein  
Ohne überlauf  
Sin rebosadero  
Без пробки перелива

PALLET QUANTITY - 100x120x200h: 50  
PALLET QUANTITY - 80x120x200h: 25


## BIOKER

## WHITE

## COLORS



## DecorLAB - DecorART



## Art. 5408

## SKINNY 50x40 - 50 x 40 x h 15 Cm - 12 Kg - 12 L.

Lavabo da appoggio  
Lay-on washbasin  
Lavabo à poser  
Aufsatzwaschbecken  
Lavabo de apoyo  
Раковина умывальника накладная

- COMPRESO SCARICO AUTOMATICO IN CERAMICA  
- INCLUDING AUTOMATIC CERAMIC POP-WASTE




Senza troppo pieno  
Without overflow  
Sans trop-plein  
Ohne überlauf  
Sin rebosadero  
Без пробки перелива

PALLET QUANTITY - 100x120x200h: 50  
PALLET QUANTITY - 80x120x200h: 25


## BIOKER

## WHITE

## COLORS



## DecorLAB - DecorART



## Art. 5409

## SKINNY 60x40 - 60 x 40 x h 15 Cm - 14 Kg - 14 L.

Lavabo da appoggio  
Lay-on washbasin  
Lavabo à poser  
Aufsatzwaschbecken  
Lavabo de apoyo  
Раковина умывальника накладная

- COMPRESO SCARICO AUTOMATICO IN CERAMICA  
- INCLUDING AUTOMATIC CERAMIC POP-WASTE




Senza troppo pieno  
Without overflow  
Sans trop-plein  
Ohne überlauf  
Sin rebosadero  
Без пробки перелива

PALLET QUANTITY - 100x120x200h: 30  
PALLET QUANTITY - 80x120x200h: 15


## BIOKER

## WHITE

## COLORS



## DecorLAB - DecorART





Art. 5407- Ø40 x h 15 Cm  
Art. 3055 \_B3 - L120 P50 H45 Cm






## Art. 5412

## SKINNY 36x36 - 36 x 36 x h 15 Cm - 11 Kg - 9 L.

Lavabo da appoggio  
Lay-on washbasin  
Lavabo à poser  
Aufsatzwaschbecken  
Lavabo de apoyo  
Раковина умывальника накладная

**- COMPRESO SCARICO AUTOMATICO IN CERAMICA**  
**- INCLUDING AUTOMATIC CERAMIC POP-WASTE**



Senza troppo pieno  
Without overflow  
Sans trop-plein  
Ohne überlauf  
Sin rebosadero  
Без пробки перелива


PALLET QUANTITY - 100x120x200h: 50

PALLET QUANTITY - 80x120x200h: 25


## BIOKER

## WHITE

## COLORS



## DecorLAB - DecorART




## Art. 5413

## SKINNY 50x36 - 50 x 36 x h 15 Cm - 11 Kg - 11 L.

Lavabo da appoggio  
Lay-on washbasin  
Lavabo à poser  
Aufsatzwaschbecken  
Lavabo de apoyo  
Раковина умывальника накладная

**- COMPRESO SCARICO AUTOMATICO IN CERAMICA**  
**- INCLUDING AUTOMATIC CERAMIC POP-WASTE**



Senza troppo pieno  
Without overflow  
Sans trop-plein  
Ohne überlauf  
Sin rebosadero  
Без пробки перелива


PALLET QUANTITY - 100x120x200h: 40

PALLET QUANTITY - 80x120x200h: 20


## BIOKER

## WHITE

## COLORS



## DecorLAB - DecorART




## Art. 5414

## SKINNY 60x36 - 60 x 36 x h 15 Cm - 14 Kg - 15 L.

Lavabo da appoggio  
Lay-on washbasin  
Lavabo à poser  
Aufsatzwaschbecken  
Lavabo de apoyo  
Раковина умывальника накладная

**- COMPRESO SCARICO AUTOMATICO IN CERAMICA**  
**- INCLUDING AUTOMATIC CERAMIC POP-WASTE**



Senza troppo pieno  
Without overflow  
Sans trop-plein  
Ohne überlauf  
Sin rebosadero  
Без пробки перелива


PALLET QUANTITY - 100x120x200h: 30

PALLET QUANTITY - 80x120x200h: 15


## BIOKER

## WHITE

## COLORS



## DecorLAB - DecorART




## Art. 5401

## SKINNY 40R - Ø40 x h 15 Cm - 10 Kg - 6.5 L.

Lavabo da appoggio  
Lay-on washbasin  
Lavabo à poser  
Aufsatzwaschbecken  
Lavabo de apoyo  
Раковина умывальника накладная

- COMPRESO SCARICO AUTOMATICO IN CERAMICA  
- INCLUDING AUTOMATIC CERAMIC POP-WASTE




Senza troppo pieno  
Without overflow  
Sans trop-plein  
Ohne überlauf  
Sin rebosadero  
Без пробки перелива

PALLET QUANTITY - 100x120x200h: 50  
PALLET QUANTITY - 80x120x200h: 25


## BIOKER

## WHITE

## COLORS



## DecorLAB - DecorART



## Art. 5402

## SKINNY 50x40R - 50 x 40 x h 15 Cm - 12 Kg - 8 L.

Lavabo da appoggio  
Lay-on washbasin  
Lavabo à poser  
Aufsatzwaschbecken  
Lavabo de apoyo  
Раковина умывальника накладная

- COMPRESO SCARICO AUTOMATICO IN CERAMICA  
- INCLUDING AUTOMATIC CERAMIC POP-WASTE




Senza troppo pieno  
Without overflow  
Sans trop-plein  
Ohne überlauf  
Sin rebosadero  
Без пробки перелива

PALLET QUANTITY - 100x120x200h: 50  
PALLET QUANTITY - 80x120x200h: 25


## BIOKER

## WHITE

## COLORS



## DecorLAB - DecorART



## Art. 5403

## SKINNY 60x40R - 60 x 40 x h 15 Cm - 15 Kg - 12 L.

Lavabo da appoggio  
Lay-on washbasin  
Lavabo à poser  
Aufsatzwaschbecken  
Lavabo de apoyo  
Раковина умывальника накладная

- COMPRESO SCARICO AUTOMATICO IN CERAMICA  
- INCLUDING AUTOMATIC CERAMIC POP-WASTE




Senza troppo pieno  
Without overflow  
Sans trop-plein  
Ohne überlauf  
Sin rebosadero  
Без пробки перелива

PALLET QUANTITY - 100x120x200h: 30  
PALLET QUANTITY - 80x120x200h: 15


## BIOKER

## WHITE

## COLORS



## DecorLAB - DecorART







Art. 5402- 50 x 40 x h 15 Cm  
Art. 3059 \_LSC - L180 P50 H45 Cm





## Art. 5404

## SKINNY 50x40RL - 50 x 40 x h 15 Cm - 12 Kg - 9 L.


Lavabo da appoggio  
Lay-on washbasin  
Lavabo à poser  
Aufsatzwaschbecken  
Lavabo de apoyo  
Раковина умывальника накладная

- COMPRESO SCARICO AUTOMATICO IN CERAMICA  
- INCLUDING AUTOMATIC CERAMIC POP-WASTE

Senza troppo pieno  
Without overflow  
Sans trop-plein  
Ohne überlauf  
Sin rebosadero  
Без пробки перелива


PALLET QUANTITY - 100x120x200h: 50  
PALLET QUANTITY - 80x120x200h: 25

## BIOKER




## WHITE

## COLORS



## DecorLAB - DecorART



## Art. 5405

## SKINNY 60x40RL - 60 x 40 x h 15 Cm - 14 Kg - 12 L.

Lavabo da appoggio  
Lay-on washbasin  
Lavabo à poser  
Aufsatzwaschbecken  
Lavabo de apoyo  
Раковина умывальника накладная

- COMPRESO SCARICO AUTOMATICO IN CERAMICA  
- INCLUDING AUTOMATIC CERAMIC POP-WASTE

Senza troppo pieno  
Without overflow  
Sans trop-plein  
Ohne überlauf  
Sin rebosadero  
Без пробки перелива


PALLET QUANTITY - 100x120x200h: 30  
PALLET QUANTITY - 80x120x200h: 15

## BIOKER




## WHITE

## COLORS



## DecorLAB - DecorART



## Art. 5406

## SKINNY 70x40RL - 70 x 40 x h 15 Cm - 16 Kg - 14 L.

Lavabo da appoggio  
Lay-on washbasin  
Lavabo à poser  
Aufsatzwaschbecken  
Lavabo de apoyo  
Раковина умывальника накладная

- COMPRESO SCARICO AUTOMATICO IN CERAMICA  
- INCLUDING AUTOMATIC CERAMIC POP-WASTE

Senza troppo pieno  
Without overflow  
Sans trop-plein  
Ohne überlauf  
Sin rebosadero  
Без пробки перелива


PALLET QUANTITY - 100x120x200h: 30  
PALLET QUANTITY - 80x120x200h: 15

## BIOKER




## WHITE

## COLORS



## DecorLAB - DecorART



Art. 5411

SKINNY 40x40 - 40 x 40 x h 15 Cm - 12 Kg - 10 L.

Lavabo da appoggio  
Lay-on washbasin  
Lavabo à poser  
Aufsatzwaschbecken  
Lavabo de apoyo  
Раковина умывальника накладная

- COMPRESO SCARICO AUTOMATICO IN CERAMICA  
- INCLUDING AUTOMATIC CERAMIC POP-WASTE




Senza troppo pieno  
Without overflow  
Sans trop-plein  
Ohne überlauf  
Sin rebosadero  
Без пробки перелива

PALLET QUANTITY - 100x120x200h: 50  
PALLET QUANTITY - 80x120x200h: 25

BIOKER

WHITE

COLORS



DecorLAB - DecorART



Art. 5410

SKINNY 40x40R - 40 x 40 x h 15 Cm - 12 Kg - 6 L.

Lavabo da appoggio  
Lay-on washbasin  
Lavabo à poser  
Aufsatzwaschbecken  
Lavabo de apoyo  
Раковина умывальника накладная

- COMPRESO SCARICO AUTOMATICO IN CERAMICA  
- INCLUDING AUTOMATIC CERAMIC POP-WASTE




Senza troppo pieno  
Without overflow  
Sans trop-plein  
Ohne überlauf  
Sin rebosadero  
Без пробки перелива

PALLET QUANTITY - 100x120x200h: 50  
PALLET QUANTITY - 80x120x200h: 25


BIOKER

WHITE

COLORS



DecorLAB - DecorART

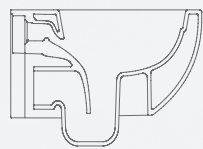




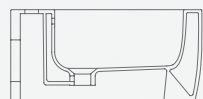


Art. 5411- 40 x 40 x h 15 Cm  
Art. 3058 \_56 - L150 P50 H45 Cm

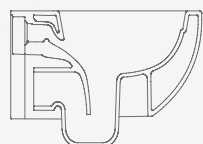
## WC - BIDET



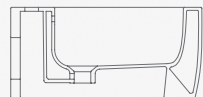
TWIST HUNG WC  
ART. 5201/TW - Pag. 45



HUNG BIDET  
Art. 5202 - Pag. 45



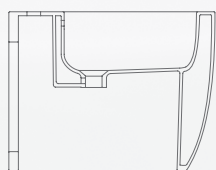
TWIST HUNG WC  
ART. 5203/TW - Pag. 46



HUNG BIDET  
Art. 5204 - Pag. 46

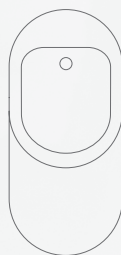


TWIST WC  
Art. 5205/TW - Pag. 47



BIDET  
Art. 5206 - Pag. 47

## URINAL



URINAL  
Art. 5207 - Pag. 49

## 22-40 Cm



GLAM 22  
Art. 1809 - Pag. 52



GLAM Ø33  
Art. 1808 - Pag. 52



GLAM Ø39  
Art. 1807 - Pag. 52

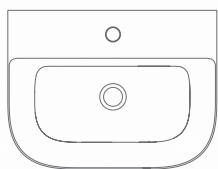


GLAM 40  
Art. 1806 - Pag. 55

Da mini a maxi in una sola collezione. Questo è il mood che ha ispirato EMO Design nella progettazione di questa nuova serie di lavabi. Dalle linee gentili e raffinate, i lavabi Glam nascono dalla volontà di mostrare il know-how di Scarabeo Ceramiche attraverso la creazione di prodotti in ceramica dai bordi sottilissimi ma con una forte resistenza. Il design pulito e allineato alle tendenze contemporanee del mercato, rende la collezione trasversale ed adattabile a diverse situazioni sia in ambito abitativo che per la comunità o il contract.

From mini to maxi in only one collection. This is the mood that inspired EMO Design for this new washbasin range. With its gentle, refined lines, the Glam collection proves the know-how of Scarabeo Ceramiche through the creation of ceramic products with extremely thin, yet very resistant edges. In line with contemporary market trends, the clean design makes the collection easy to integrate in multiple settings, for residential, community and contract applications.

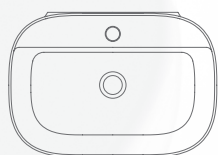
## 55-56 Cm



GLAM 55/S  
Art. 1811 - Pag. 58



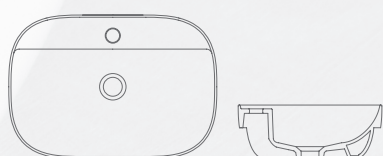
GLAM 56  
Art. 1804 - Pag. 55



GLAM 56/R  
Art. 1802 - Pag. 58

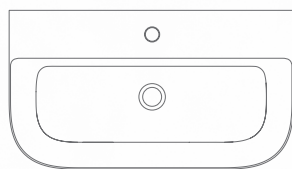


GLAM 56/A BUILT-IN  
Art. 1805 - Pag. 62

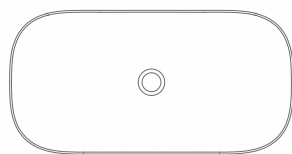


GLAM 56/AR BUILT-IN  
Art. 1810 - Pag. 62

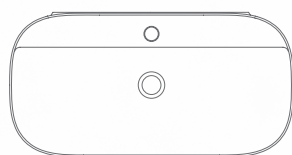
## 75-95 Cm




GLAM 75/S  
Art. 1812 - Pag. 61




GLAM 76  
Art. 1803 - Pag. 55



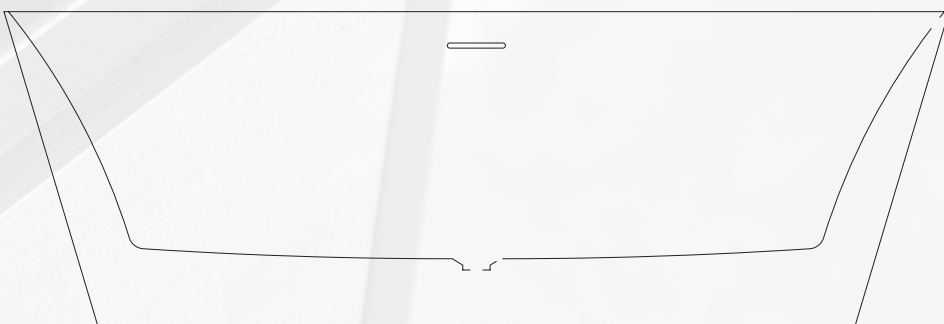
GLAM 76/R  
Art. 1801 - Pag. 58



GLAM 95/S  
Art. 1813 - Pag. 61



GLAM 95/SB  
Art. 1813B - Pag. 61



GLAM BATHTUB 150  
Art. 7020 - Pag. 65

GLAM BATHTUB 180  
Art. 7022 - Pag. 65





## Art. 5201/TW


## GLAM TWIST HUNG WC - 50,5 x 36 Cm - 20 Kg

Wc Sospeso  
Wall-mounted WC  
Cuvette suspendue  
Hänge-WC  
Inodoro suspendido  
Унитаз подвесной



## WHITE

## COLORS




## BICOLORS



## DecorLAB



\* Solo esterno  
\* Only external  
\* Seulement extérieur  
\* Nur extern  
\* Solo externo  
\* Только внешний



Senza staffe - Aggiungere fissaggio rapido  
Without fixing set - Add quick fixing kit  
Sans équerres - Ajouter fixation rapide  
Ohne befestigungselemente und bügel - Schnellverbindung hinzufügen  
Sin soportes - Añadir fijación rápida  
Без скоб - Дополнительное набор быстрого монтажа

PALLET QUANTITY - 100x120x200h: 20+CW  
PALLET QUANTITY - 80x120x200h: 14+CW

## BIOKER


## Art. 5202

## GLAM HUNG BIDET - 50,5 x 36 Cm - 16 Kg

Bidet sospeso  
Wall-mounted bidet  
Bidet suspendu  
Hänge-Bidet  
Bidet suspendido  
Биде подвесное

## WHITE


## COLORS



## DecorLAB



\* Solo esterno  
\* Only external  
\* Seulement extérieur  
\* Nur extern  
\* Solo externo  
\* Только внешний



Senza staffe - Aggiungere fissaggio rapido  
Borchia troppo pieno compresa  
Without fixing set - Add quick fixing kit  
Overflow cap included  
Sans équerres - Ajouter fixation rapide  
Anneau trop-plein inclus  
Ohne befestigungselemente und bügel - Schnellverbindung hinzufügen  
Beschlag für Überlaufschutz inklusive  
Sin soportes - Añadir fijación rápida  
Tachón rebosadero incluido  
Без скоб - Дополнительное набор быстрого монтажа  
Перелив входит в комплект

PALLET QUANTITY - 100x120x200h: 24  
PALLET QUANTITY - 80x120x200h: 16

## BIOKER

## + Art. 10050/A - STANDARD

## + Art. 10050/B - WB9 2.0 CLICK SYSTEM





Fissaggio Rapido per Sanitari  
Quick fixing kit for sanitary fittings  
Fixation rapide pour sanitaires  
Schnellverbindung für Sanitäranlagen  
Fijación rápida para sanitarios  
Набор быстрого монтажа для сантехники



Fissaggio Rapido per Sanitari  
Quick fixing kit for sanitary fittings  
Fixation rapide pour sanitaires  
Schnellverbindung für Sanitäranlagen  
Fijación rápida para sanitarios  
Набор быстрого монтажа для сантехники

Art. 5203/TW



Wc Sospeso




Wall-mounted WC

Cuvette suspendue

Hänge-WC


Inodoro suspendido

Унитаз подвесной




WHITE


COLORS



BICOLORS



DecorLAB



\* Solo esterno

\* Only external

\* Seulement extérieur

\* Nur extern

\* Solo externo

\* Только внешний

Senza staffe - Aggiungere fissaggio rapido

Without fixing set - Add quick fixing kit

Sans équerres - Ajouter fixation rapide

Ohne befestigungselemente und bügel - Schnellverbindung hinzufügen

Sin soportes - Añadir fijación rápida



Без скоб - Дополнительное набор быстрого монтажа

PALLET QUANTITY - 100x120x200h: 20+CW

PALLET QUANTITY - 80x120x200h: 14+CW

BIOKER

Art. 5204



Bidet sospeso




Wall-mounted bidet

Bidet suspendu

Hänge-Bidet


Bidet suspendido

Биде подвесное




WHITE


COLORS



BICOLORS



DecorLAB



\* Solo esterno

\* Only external

\* Seulement extérieur

\* Nur extern

\* Solo externo

\* Только внешний

Senza staffe - Aggiungere fissaggio rapido

Borchia troppo pieno compresa

Without fixing set - Add quick fixing kit

Overflow cap included

Sans équerres - Ajouter fixation rapide

Anneau trop-plein inclus

Ohne befestigungselemente und bügel - Schnellverbindung hinzufügen

Beschlag für Überlaufschutz inklusive

Sin soportes - Añadir fijación rápida

Tachón rebosadero incluido

Без скоб - Дополнительное набор быстрого монтажа


Перелив входит в комплект

PALLET QUANTITY - 100x120x200h: 24

PALLET QUANTITY - 80x120x200h: 16

BIOKER

+ Art. 10050/A - STANDARD



Fissaggio Rapido per Sanitari


Quick fixing kit for sanitary fittings

Fixation rapide pour sanitaires

Schnellverbindung für Sanitäranlagen

Fijación rápida para sanitarios

Набор быстрого монтажа для сантехники



Fissaggio Rapido per Sanitari

Quick fixing kit for sanitary fittings

Fixation rapide pour sanitaires

Schnellverbindung für Sanitäranlagen

Fijación rápida para sanitarios

Набор быстрого монтажа для сантехники

# Lato muro non smaltato - Wall side not glazed - Non emaille a l'arriere - Seitenwand nicht emaillierte - Lado pared no esmaltado - Со стороны неэмалированной стены

## Art. 5205/TW

## GLAM TWIST WC - 55 x 36 Cm - 22 Kg




Wc a terra  
Floor-mounted wc  
Cuvette au sol  
Bodenstehendes wc  
Inodoro a tierra  
Унитаз напольный



## WHITE

## COLORS



## BICOLORS

800,00



## DecorLAB



\* Solo esterno  
\* Only external  
\* Seulement extérieur  
\* Nur extern  
\* Solo externo  
\* Только внешний



Scarico traslato - Aggiungere curva tecnica  
Shifted outlet - Add technical bend  
Décharge déportée - Ajouter coude  
Abfluss versetzt - technische Kurve hinzufügen  
Desagüe desplazado - Añadir codo técnico  
Слив передвижной - Дополнительное колено

PALLET QUANTITY - 100x120x200h: 15+CW  
PALLET QUANTITY - 80x120x200h: 14+CW

## BIOKER

#



## + Art. 10014



Curva tecnica per Wc Art. 5205/TW - 95 mm  
Technical plastic curve for wc Art. 5205/TW - 95 mm  
Pipe coudée pour cuvette Art. 5205/TW - 95 mm  
wc-anchlussbogen Art. 5205/TW - 95 mm  
Curva técnica para inodoro Art. 5205/TW - 95 mm  
Колено сливное для унитаза Art. 5205/TW - 95 mm

## + Art. 10014 + 10014/C



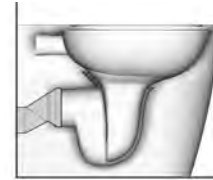
Curva tecnica per Wc Art. 5205/TW - 95 / 370 mm  
Technical plastic curve for wc Art. 5205/TW - 95 / 370 mm  
Pipe coudée pour cuvette Art. 5205/TW - 95 / 370 mm  
wc-anchlussbogen Art. 5205/TW - 95 / 370 mm  
Curva técnica para inodoro Art. 5205/TW - 95 / 370 mm  
Колено сливное для унитаза Art. 5205/TW - 95 / 370 mm

## + Art. 10028



Eccentrico - 345 ± 15 mm  
Eccentric - 345 ± 15 mm  
Excentrique - 345 ± 15 mm  
Exzentrisch - 345 ± 15 mm  
Excéntrico - 345 ± 15 mm  
Эксцентрик - 345 ± 15 mm

## + Art. 10036



Eccentrico - 225 ± 50 mm  
Eccentric - 225 ± 50 mm  
Excentrique - 225 ± 50 mm  
Exzentrisch - 225 ± 50 mm  
Excéntrico - 225 ± 50 mm  
Эксцентрик - 225 ± 50 mm

## Art. 5206


## GLAM BIDET - 55 x 36 Cm - 22 Kg



Bidet a terra  
Floor-mounted bidet  
Bidet au sol  
Bodenstehendes Bidet  
Bidet a tierra  
Биде напольное

## WHITE

## COLORS



## DecorLAB



\* Solo esterno  
\* Only external  
\* Seulement extérieur  
\* Nur extern  
\* Solo externo  
\* Только внешний



Borchia troppo pieno compresa  
Overflow cap included  
Anneau trop-plein inclus  
Beslag für Überlaufschutz inklusive  
Tachón rebosadero incluido  
Перелив входит в комплект

PALLET QUANTITY - 100x120x200h: 20  
PALLET QUANTITY - 80x120x200h: 16

## BIOKER

#






<div>Art. 5535/A</div> <div></div>	<div>MOON SLIM SEAT COVER</div> <div>Sedile per Wc in termoindurente Seat cover Wc in termosetting resin Abattant wc en matière thermodurcissable WC-deckel Duroplas Asiento para inodoro en material termoenduracido Сиденье унитаза из термореактивного полимера</div> <div>Con cerniere cromate - Sgancio rapido With chromed Kit - Rapid lift system Charnières chromées - Décrochage rapide Mit scharniere chrom - Schnellbefestigung Bisagras cromadas - Desenganche rápido С хромированными шарнирами - Быстрое отсоединение</div>	<div>WHITE</div>
<div>Art. 5535/B</div> <div></div>	<div>MOON SLIM SEAT COVER</div> <div>Sedile per Wc in termoindurente Seat cover Wc in termosetting resin Abattant wc en matière thermodurcissable WC-deckel Duroplas Asiento para inodoro en material termoenduracido Сиденье унитаза из термореактивного полимера</div> <div>Con cerniera rallentata - Sgancio rapido With soft close system - Rapid lift system Charnières avec frein de chute - Décrochage rapide Mit sanft abgebremsten scharnieren - Schnellbefestigung Con caída amortiguada - Desenganche rápido С микролифтом - Быстрое отсоединение</div>	<div>WHITE</div> <div>COLORS</div> <div></div>
<div>Art. 5530/A</div> <div></div>	<div>GLAM SLIM SEAT COVER - ESAURIMENTO SCORTE - STOCK RUNNING OUT</div> <div>Sedile per Wc in termoindurente Seat cover Wc in termosetting resin Abattant wc en matière thermodurcissable WC-deckel Duroplas Asiento para inodoro en material termoenduracido Сиденье унитаза из термореактивного полимера</div> <div>Con cerniere cromate - Sgancio rapido With chromed Kit - Rapid lift system Charnières chromées - Décrochage rapide Mit scharniere chrom - Schnellbefestigung Bisagras cromadas - Desenganche rápido С хромированными шарнирами - Быстрое отсоединение</div>	<div>WHITE</div>
<div>Art. 5530/B</div> <div></div>	<div>GLAM SLIM SEAT COVER - ESAURIMENTO SCORTE - STOCK RUNNING OUT</div> <div>Sedile per Wc in termoindurente Seat cover Wc in termosetting resin Abattant wc en matière thermodurcissable WC-deckel Duroplas Asiento para inodoro en material termoenduracido Сиденье унитаза из термореактивного полимера</div> <div>Con cerniera rallentata - Sgancio rapido With soft close system - Rapid lift system Charnières avec frein de chute - Décrochage rapide Mit sanft abgebremsten scharnieren - Schnellbefestigung Con caída amortiguada - Desenganche rápido С микролифтом - Быстрое отсоединение</div>	<div>WHITE</div> <div>COLORS</div> <div></div>
<div>Art. 10005</div> <div></div>	<div>FIXING SET</div> <div>Staffe di montaggio Wc e bidet Fixing attachments for Wc and bidet Supports de montage pour cuvette et bidets suspendus Montagebügel Für Hänge-wc und bidet Soportes de montaje inodoro y bidé Монтажные кронштейны для унитаза и биде</div>	<div>--</div>

Art. 5207

**GLAM URINAL** - 31 x 30 x h 67 Cm - 19 Kg

Orinatoio da parete  
 Wall-mounted urinal  
 Urinoir mural  
 Wand-Urinal  
 Urinario de pared  
 Писсуар напольный

**WHITE****COLORS****BICOLORS**

PALLET QUANTITY - 100x120x200h: 32

PALLET QUANTITY - 80x120x200h: 28

**BIOKER**

GLAM



Art. 5205/TW - 55 x 36 x h 42 Cm + Art. 5535/B

Art. 5206 - 55 x 36 x h 42 Cm

Art. 2714DX \_NROP - L45 Cm





Art. 5201/TW - 50,5 x 36 x h 42 Cm + Art. 5530/B  
Art. 5202 - 50,5 x 36 x h 42 Cm

# WC BIDET ABBINABILI

MATCHING WCS AND BIDETS - WC ET BIDET COMBINABLES  
KOMBINIERBARE WCS UND BIDETS - WC BIDÉ COMBINABLES  
УНИТАЗЫ БИДЕ КОМБИНИРУЕМЫЕ



P\_69

Art. 5520/CL - 50,5 x 36 - CLEAN FLUSH  
Art. 5521 - 50,5 x 36



P\_74

Art. 5524/CL - 45 x 35 - CLEAN FLUSH  
Art. 5525 - 45 x 35



P\_70

Art. 5522/CL - 54,5 x 36 - CLEAN FLUSH  
Art. 5523 - 54,5 x 36



P\_73

Art. 5526/CL - 66 x 36 - CLEAN FLUSH  
Art. 5527 - 36 x 15 - CISTERN



P\_99

Art. 5126/TW - 52 x 36 - TWIST  
Art. 5126/CL - 52 x 36 - CLEAN FLUSH  
Art. 5127 - 52 x 36



P\_100

Art. 5138/CL - 55 x 36 - CLEAN FLUSH  
Art. 5139 - 55 x 36



P\_102

Art. 5140/CL - 66 x 36 - CLEAN FLUSH  
Art. 5141 - 35 x 15 - CISTERN



P\_153

Art. 8812 - 53,5 x 36  
Art. 8812/CL - 53,5 x 36 - CLEAN FLUSH  
Art. 8813 - 53,5 x 36  
Art. 8815 - 40 x 29 - KIDS WC

Art. 1809



22,5

11

GLAM 22 - 22,5 x 22,5 Cm - 2 Kg - 2,5 L.

Lavabo da appoggio  
Lay-on washbasin  
Lavabo à poser  
Aufsatzwaschbecken  
Lavabo de apoyo  
Раковина умывальника накладная

Senza troppo pieno - Consigliata piletta Art. 10034  
Without overflow - Waste Art. 10034 recommended  
Sans trop-plein - Bonde Art. 10034 conseillée  
Ohne überlauf - Abfluss Art. 10034 empfohlen  
Sin rebosadero - Recomendado desagüe Art. 10034  
Без пробки перелива - Рекомендуется донный клапан арт. 10034

PALLET QUANTITY - 100x120x200h: 184  
PALLET QUANTITY - 80x120x200h: 58

BIOKER

WHITE

COLORS

41

49 - 35

52 - 61

53 - 62

54 - 64

55 - 63

56 - 60

57 - 38

58 - 39

59 - 40

65

DecorLAB - DecorART

SEV SER SEM SENT SENR SFLNT

FSV FSR FSM FSNT FSNR

RRV RRR RRM RRNT RRNR

F G E

Art. 1808



33

12,5

GLAM Ø33 - Ø33 Cm - 4,2 Kg - 3,5 L.

Lavabo da appoggio  
Lay-on washbasin  
Lavabo à poser  
Aufsatzwaschbecken  
Lavabo de apoyo  
Раковина умывальника накладная

Senza troppo pieno - Consigliata piletta Art. 10034  
Without overflow - Waste Art. 10034 recommended  
Sans trop-plein - Bonde Art. 10034 conseillée  
Ohne überlauf - Abfluss Art. 10034 empfohlen  
Sin rebosadero - Recomendado desagüe Art. 10034  
Без пробки перелива - Рекомендуется донный клапан арт. 10034

PALLET QUANTITY - 100x120x200h: 102  
PALLET QUANTITY - 80x120x200h: 86

BIOKER

WHITE

COLORS

41

49 - 35

52 - 61

53 - 62

54 - 64

55 - 63

56 - 60

57 - 38

58 - 39

59 - 40

65

DecorLAB - DecorART

SEV SER SEM SENT SENR SFLNT

FSV FSR FSM FSNT FSNR

RRV RRR RRM RRNT RRNR

F G E

Art. 1807



39

14

GLAM Ø39 - Ø39 Cm - 6,2 Kg - 8,5 L.

Lavabo da appoggio  
Lay-on washbasin  
Lavabo à poser  
Aufsatzwaschbecken  
Lavabo de apoyo  
Раковина умывальника накладная

Senza troppo pieno - Consigliata piletta Art. 10034  
Without overflow - Waste Art. 10034 recommended  
Sans trop-plein - Bonde Art. 10034 conseillée  
Ohne überlauf - Abfluss Art. 10034 empfohlen  
Sin rebosadero - Recomendado desagüe Art. 10034  
Без пробки перелива - Рекомендуется донный клапан арт. 10034

PALLET QUANTITY - 100x120x200h: 68  
PALLET QUANTITY - 80x120x200h: 40

BIOKER

WHITE

COLORS

41

49 - 35

52 - 61

53 - 62

54 - 64

55 - 63

56 - 60

57 - 38

58 - 39

59 - 40

65

DecorLAB - DecorART

SEV SER SEM SENT SENR SFLNT

FSV FSR FSM FSNT FSNR

RRV RRR RRM RRNT RRNR

F G E










Art. 1806

GLAM 40 - 40 x 40 Cm - 6,5 Kg - 12,5 L.

Lavabo da appoggio  
Lay-on washbasin  
Lavabo à poser  
Aufsatzwaschbecken  
Lavabo de apoyo  
Раковина умывальника накладная




Senza troppo pieno - Consigliata piletta Art. 10034  
Without overflow - Waste Art. 10034 recommended  
Sans trop-plein - Bonde Art. 10034 conseillée  
Ohne überlauf - Abfluss Art. 10034 empfohlen  
Sin rebosadero - Recomendado desagüe Art. 10034  
Без пробки перелива - Рекомендуется донный клапан арт. 10034

PALLET QUANTITY - 100x120x200h: 68  
PALLET QUANTITY - 80x120x200h: 40


BIOKER

WHITE

COLORS




DecorLAB - DecorART



Art. 1804

GLAM 56 - 56 x 39 Cm - 9,6 Kg - 19,6 L.

Lavabo da appoggio  
Lay-on washbasin  
Lavabo à poser  
Aufsatzwaschbecken  
Lavabo de apoyo  
Раковина умывальника накладная




Senza troppo pieno - Consigliata piletta Art. 10034  
Without overflow - Waste Art. 10034 recommended  
Sans trop-plein - Bonde Art. 10034 conseillée  
Ohne überlauf - Abfluss Art. 10034 empfohlen  
Sin rebosadero - Recomendado desagüe Art. 10034  
Без пробки перелива - Рекомендуется донный клапан арт. 10034

PALLET QUANTITY - 100x120x200h: 40  
PALLET QUANTITY - 80x120x200h: 32


BIOKER

WHITE

COLORS



DecorLAB - DecorART



Art. 1803

GLAM 76 - 76 x 39 Cm - 12,8 Kg - 26,5 L.

Lavabo da appoggio  
Lay-on washbasin  
Lavabo à poser  
Aufsatzwaschbecken  
Lavabo de apoyo  
Раковина умывальника накладная




Senza troppo pieno - Consigliata piletta Art. 10034  
Without overflow - Waste Art. 10034 recommended  
Sans trop-plein - Bonde Art. 10034 conseillée  
Ohne überlauf - Abfluss Art. 10034 empfohlen  
Sin rebosadero - Recomendado desagüe Art. 10034  
Без пробки перелива - Рекомендуется донный клапан арт. 10034

PALLET QUANTITY - 100x120x200h: 32  
PALLET QUANTITY - 80x120x200h: 28


BIOKER

WHITE

COLORS



DecorART












## Art. 1802

## GLAM 56/R - 56 x 38 Cm - 11 Kg - 14,6 L.

Lavabo da appoggio  
Lay-on washbasin  
Lavabo à poser  
Aufsatzwaschbecken  
Lavabo de apoyo  
Раковина умывальника накладная




Senza troppo pieno - Consigliata piletta Art. 10034  
Without overflow - Waste Art. 10034 recommended  
Sans trop-plein - Bonde Art. 10034 conseillée  
Ohne überlauf - Abfluss Art. 10034 empfohlen  
Sin rebosadero - Recomendado desagüe Art. 10034  
Без пробки перелива - Рекомендуется донный клапан арт. 10034

PALLET QUANTITY - 100x120x200h: 40  
PALLET QUANTITY - 80x120x200h: 32


## BIOKER

## WHITE

## COLORS




## DecorART



## Art. 1801

## GLAM 76/R - 76 x 38 Cm - 14,6 Kg - 19 L.

Lavabo da appoggio  
Lay-on washbasin  
Lavabo à poser  
Aufsatzwaschbecken  
Lavabo de apoyo  
Раковина умывальника накладная




Senza troppo pieno - Consigliata piletta Art. 10034  
Without overflow - Waste Art. 10034 recommended  
Sans trop-plein - Bonde Art. 10034 conseillée  
Ohne überlauf - Abfluss Art. 10034 empfohlen  
Sin rebosadero - Recomendado desagüe Art. 10034  
Без пробки перелива - Рекомендуется донный клапан арт. 10034

PALLET QUANTITY - 100x120x200h: 32  
PALLET QUANTITY - 80x120x200h: 28


## BIOKER

## WHITE

## COLORS




## DecorART



## Art. 1811

## GLAM 55/S - 55 x 42 Cm - 14,2 Kg - 10,5 L.

Lavabo da appoggio o sospeso  
Lay-on or wall-mounted washbasin  
Lavabo à poser ou suspendu  
Aufsatz-oder Hängewaschbecken  
Lavabo de apoyo o suspendido  
Раковина умывальника накладная или подвесная




Fissaggi a muro compresi - Borchia troppo pieno compresa  
Wall attachments included - Overflow cap included  
Fixations murales incluses - Anneau trop-plein inclus  
Wandbefestigungen inklusive - Beschlag für Überlaufschutz inklusive  
Fijación pared incluida - Tachón rebosadero incluido  
Настенные крепления входят в комплект - Перелив входит в комплект

PALLET QUANTITY - 100x120x200h: 40  
PALLET QUANTITY - 80x120x200h: 32

## BIOKER

## WHITE

## COLORS












## Art. 1812

## GLAM 75/S - 75 x 42 Cm - 19 Kg - 14 L.

Lavabo da appoggio o sospeso  
 Lay-on or wall-mounted washbasin  
 Lavabo à poser ou suspendu  
 Aufsatz-oder Hängewaschbecken  
 Lavabo de apoyo o suspendido  
 Раковина умывальника накладная или подвесная

## WHITE

## COLORS



Fissaggi a muro compresi - Borchia troppo pieno compresa  
 Wall attachments included - Overflow cap included  
 Fixations murales incluses - Anneau trop-plein inclus  
 Wandbefestigungen inklusive - Beschlag für Überlaufschutz inklusive  
 Fijación pared incluida - Tachón rebosadero incluido  
 Настенные крепления входят в комплект - Перелив входит в комплект

PALLET QUANTITY - 100x120x200h: 32

PALLET QUANTITY - 80x120x200h: 28

## BIOKER


## Art. 1813

## GLAM 95/S - 95 x 42 Cm - 24,2 Kg - 18,2 L.

Lavabo da appoggio o sospeso  
 Lay-on or wall-mounted washbasin  
 Lavabo à poser ou suspendu  
 Aufsatz-oder Hängewaschbecken  
 Lavabo de apoyo o suspendido  
 Раковина умывальника накладная или подвесная

## WHITE

## COLORS



Fissaggi a muro compresi - Borchia troppo pieno compresa  
 Wall attachments included - Overflow cap included  
 Fixations murales incluses - Anneau trop-plein inclus  
 Wandbefestigungen inklusive - Beschlag für Überlaufschutz inklusive  
 Fijación pared incluida - Tachón rebosadero incluido  
 Настенные крепления входят в комплект - Перелив входит в комплект

PALLET QUANTITY - 100x120x200h: 20

PALLET QUANTITY - 80x120x200h: 16

## BIOKER

## Art. 1813B

## GLAM 95/SB - 95 x 42 Cm - 24,2 Kg - 18,2 L.

Lavabo da appoggio o sospeso  
 Lay-on or wall-mounted washbasin  
 Lavabo à poser ou suspendu  
 Aufsatz-oder Hängewaschbecken  
 Lavabo de apoyo o suspendido  
 Раковина умывальника накладная или подвесная

## WHITE

## COLORS



Fissaggi a muro compresi - Borchia troppo pieno compresa  
 Wall attachments included - Overflow cap included  
 Fixations murales incluses - Anneau trop-plein inclus  
 Wandbefestigungen inklusive - Beschlag für Überlaufschutz inklusive  
 Fijación pared incluida - Tachón rebosadero incluido  
 Настенные крепления входят в комплект - Перелив входит в комплект

PALLET QUANTITY - 100x120x200h: 20

PALLET QUANTITY - 80x120x200h: 16

## BIOKER

<div data-bbox="81 118 209 152" data-label="Text"><p>Art. 1805</p></div> <div data-bbox="60 235 478 398" data-label="Image"></div> <div data-bbox="140 495 400 734" data-label="Image"></div>	<div data-bbox="499 118 935 152" data-label="Text"><p>GLAM 56/A - 56 x 39 Cm - 9,4 Kg - 16 L.</p></div> <div data-bbox="499 163 895 356" data-label="Text"><p>Lavabo da incasso Built-in washbasin Lavabo encastré Einbauwaschbecken Lavabo de encaje Раковина умывальника встраиваемая</p></div> <div data-bbox="499 519 1026 656" data-label="Text"><p>Senza troppo pieno - Consigliata piletta Art. 10034 Without overflow - Waste Art. 10034 recommended Sans trop-plein - Bonde Art. 10034 conseillée Ohne überlauf - Abfluss Art. 10034 empfohlen Sin rebosadero - Recomendado desagüe Art. 10034 Без пробки перелива - Рекомендуется донный клапан арт. 10034</p></div> <div data-bbox="499 683 847 736" data-label="Text"><p>PALLET QUANTITY - 100x120x200h: 40 PALLET QUANTITY - 80x120x200h: 32</p></div> <div data-bbox="499 748 606 779" data-label="Text"><p>BIOKER</p></div>	<div data-bbox="1075 163 1173 197" data-label="Text"><p>WHITE</p></div> <div data-bbox="1075 217 1200 248" data-label="Text"><p>COLORS</p></div> <div data-bbox="1075 259 1222 351" data-label="Image"></div> <div data-bbox="1075 461 1380 492" data-label="Text"><p>DecorLAB - DecorART</p></div> <div data-bbox="1075 504 1455 781" data-label="Image"></div>
<div data-bbox="81 795 209 828" data-label="Text"><p>Art. 1810</p></div> <div data-bbox="60 913 478 1077" data-label="Image"></div> <div data-bbox="140 1173 400 1413" data-label="Image"></div>	<div data-bbox="499 795 983 828" data-label="Text"><p>GLAM 56/AR - 56 x 39 Cm - 11,5 Kg - 12,5 L.</p></div> <div data-bbox="499 840 895 1034" data-label="Text"><p>Lavabo da incasso Built-in washbasin Lavabo encastré Einbauwaschbecken Lavabo de encaje Раковина умывальника встраиваемая</p></div> <div data-bbox="499 1198 1026 1335" data-label="Text"><p>Senza troppo pieno - Consigliata piletta Art. 10034 Without overflow - Waste Art. 10034 recommended Sans trop-plein - Bonde Art. 10034 conseillée Ohne überlauf - Abfluss Art. 10034 empfohlen Sin rebosadero - Recomendado desagüe Art. 10034 Без пробки перелива - Рекомендуется донный клапан арт. 10034</p></div> <div data-bbox="499 1359 847 1415" data-label="Text"><p>PALLET QUANTITY - 100x120x200h: 40 PALLET QUANTITY - 80x120x200h: 32</p></div> <div data-bbox="499 1426 606 1458" data-label="Text"><p>BIOKER</p></div>	<div data-bbox="1075 840 1173 873" data-label="Text"><p>WHITE</p></div> <div data-bbox="1075 893 1200 927" data-label="Text"><p>COLORS</p></div> <div data-bbox="1075 938 1222 1030" data-label="Image"></div> <div data-bbox="1075 1140 1217 1171" data-label="Text"><p>DecorART</p></div> <div data-bbox="1075 1182 1299 1274" data-label="Image"></div>
<div data-bbox="81 1471 226 1505" data-label="Text"><p>Art. 10034</p></div> <div data-bbox="183 1559 354 1727" data-label="Image"></div>	<div data-bbox="499 1516 1240 1747" data-label="Text"><p>Piletta lavabo da 1"1/4 con troppo pieno integrato 1"1/4 washbasin waste with overflow Bonde lavabo de 1"1/4 avec trop-plein intégré Waschbeckenabfluss 1"1/4 mit integriertem Überlaufschutz Desagüe lavabo de 1"1/4 con rebosadero integrado Донный клапан для умывальника 1"1/4 с интегрированным переливом</p></div>	<div data-bbox="1075 1520 1161 1554" data-label="Text"><p>CR</p></div> <div data-bbox="1075 1568 1200 1601" data-label="Text"><p>NROP</p></div> <div data-bbox="1334 1619 1490 1753" data-label="Image"></div>
<div data-bbox="81 1776 258 1809" data-label="Text"><p>Art. 10010/C</p></div> <div data-bbox="183 1863 354 2067" data-label="Image"></div>	<div data-bbox="499 1814 1034 2011" data-label="Text"><p>Scarico automatico 1"1/4 click-clack, tappo grande Automatic pop-waste 1" 1/4 click-clack, big plug Bonde clic-clac, grand debit Automatischer ablauf click-clack, crosser stöpsel Valvula automática 1" 1/4 click-clack, tapón grande Слив автоматический: клапан 1"1/4, большая пробка</p></div>	<div data-bbox="1075 1776 1391 1809" data-label="Text"><p>CR / NROP + WHITE</p></div> <div data-bbox="1075 1821 1283 1854" data-label="Text"><p>ORS + WHITE</p></div> <div data-bbox="1075 1865 1417 1899" data-label="Text"><p>CR / NROP + COLORS</p></div> <div data-bbox="1075 1910 1310 1944" data-label="Text"><p>ORS + COLORS</p></div> <div data-bbox="1075 1955 1535 2123" data-label="Image"></div>



1810 - 56 x 39 x h 6 Cm / total 14 Cm





Art. 7020


GLAM BATHTUB 150 - 150 x 70 x h 60 Cm - 40 Kg

Vasca  
Bathtub  
Baignoire  
Wanne  
Bañera  
Ванна

WHITE GLOSSY

WHITE MATT

COLORS



\* Solo esterno  
\* Only external  
\* Seulement extérieur  
\* Nur extern  
\* Solo externo  
\* Только внешний



Art. 7022

GLAM BATHTUB 180 - 180 x 80 x h 60 Cm - 60 Kg

Vasca  
Bathtub  
Baignoire  
Wanne  
Bañera  
Ванна

WHITE GLOSSY

WHITE MATT

COLORS

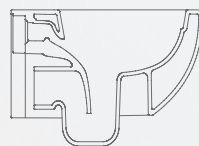


\* Solo esterno  
\* Only external  
\* Seulement extérieur  
\* Nur extern  
\* Solo externo  
\* Только внешний

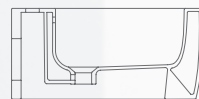




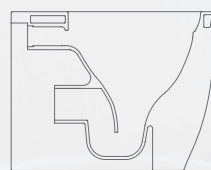
## WC - BIDET



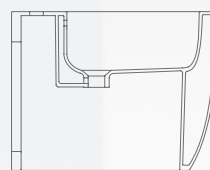
CLEAN FLUSH HUNG WC  
Art. 5520/CL - Pag. 69



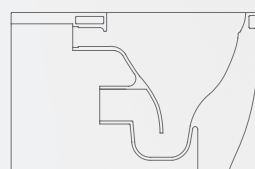
HUNG BIDET  
Art. 5521 - Pag. 69



CLEAN FLUSH WC  
Art. 5522/CL - Pag. 70



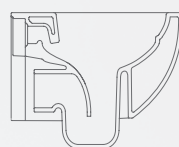
BIDET  
Art. 5523 - Pag. 70



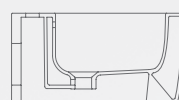
CLEAN FLUSH MONOBLOCK  
5526/CL - Pag. 73



CISTERN  
Art. 5527 - Pag. 73



CLEAN FLUSH HUNG WC  
Art. 5524/CL - Pag. 74



HUNG BIDET  
Art. 5525 - Pag. 74

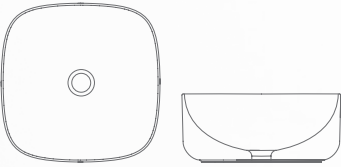


"Ho ricercato un oggetto semplice, elegante, sinuoso e senza forma ispirandomi a semplici elementi urbani. Ho pensato ad un elemento adattabile al frenetico nostro consumismo ma fisicamente ricercato. Un prodotto dalle forme accoglienti ma generose, in previsione di un nuovo minimalismo umano".

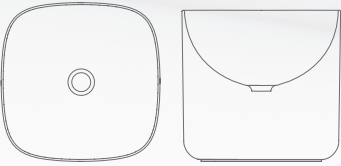
"I envisaged a simple, elegant, sinuous and shapeless object inspired by simple urban elements. The element I conceived is physically sophisticated yet suited to our frenetic consumerism. A product with large, embracing forms that reflects a new human minimalism".

DESIGN  
MASSIMILIANO BRACONI

42-50 Cm



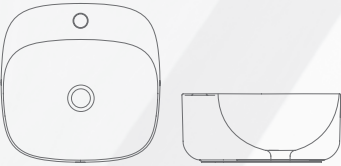
42 H18  
Art. 5501 - Pag. 80



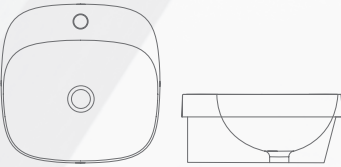
42 H40  
Art. 5503 - Pag. 80



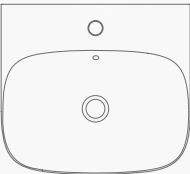
42 H85 FLOOR-STANDING  
Art. 5510 - Pag. 87



42R H18  
Art. 5504 - Pag. 83

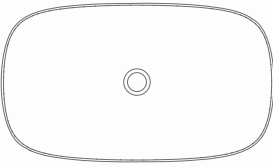


42A BUILT-IN  
Art. 5511 - Pag. 5290



50R H15  
Art. 5507 - Pag. 86

70 Cm



70 H18  
Art. 5502 - Pag. 80



70R H18  
Art. 5505 - Pag. 83



70A BUILT-IN  
Art. 5512 - Pag. 90

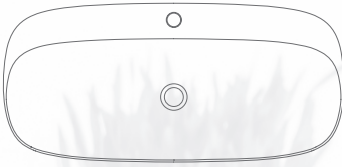


70R H15  
Art. 5508 - Pag. 86



MOON BATHTUB 156  
Art. 7024 - Pag. 93

90 Cm



90R H18  
Art. 5506 - Pag. 83



90R H15  
Art. 5509 - Pag. 86





## Art. 5520/CL

## MOON CLEAN FLUSH HUNG WC - 50,5 x 36 Cm - 20 Kg




Wc Sospeso  
Wall-mounted WC  
Cuvette suspendue  
Hänge-WC  
Inodoro suspendido  
Унитаз подвесной



WHITE

COLORS



DecorLAB



\* Solo esterno  
\* Only external  
\* Seulement extérieur  
\* Nur extern  
\* Solo externo  
\* Только внешний



Senza staffe - Aggiungere fissaggio rapido  
Without fixing set - Add quick fixing kit  
Sans équerres - Ajouter fixation rapide  
Ohne befestigungselemente und bügel - Schnellverbindung hinzufügen  
Sin soportes - Añadir fijación rápida  
Без скоб - Дополнительное набор быстрого монтажа

PALLET QUANTITY - 100x120x200h: 20+CW  
PALLET QUANTITY - 80x120x200h: 14+CW

BIOKER

## Art. 5521

## MOON HUNG BIDET - 50,5 x 36 Cm - 16 Kg



Bidet sospeso  
Wall-mounted bidet  
Bidet suspendu  
Hänge-Bidet  
Bidet suspendido  
Биде подвесное

Senza staffe - Aggiungere fissaggio rapido  
Borchia troppo pieno compresa  
Without fixing set - Add quick fixing kit  
Overflow cap included  
Sans équerres - Ajouter fixation rapide  
Anneau trop-plein inclus  
Ohne befestigungselemente und bügel - Schnellverbindung hinzufügen  
Beschlag für Überlaufschutz inklusive  
Sin soportes - Añadir fijación rápida  
Tachón rebosadero incluido  
Без скоб - Дополнительное набор быстрого монтажа  
Перелив входит в комплект


PALLET QUANTITY - 100x120x200h: 24  
PALLET QUANTITY - 80x120x200h: 16

BIOKER



WHITE

COLORS



DecorLAB



\* Solo esterno  
\* Only external  
\* Seulement extérieur  
\* Nur extern  
\* Solo externo  
\* Только внешний

## + Art. 10050/A - STANDARD



Fissaggio Rapido per Sanitari  
Quick fixing kit for sanitary fittings  
Fixation rapide pour sanitaires  
Schnellverbindung für Sanitäranlagen  
Fijación rápida para sanitarios  
Набор быстрого монтажа для сантехники



Fissaggio Rapido per Sanitari  
Quick fixing kit for sanitary fittings  
Fixation rapide pour sanitaires  
Schnellverbindung für Sanitäranlagen  
Fijación rápida para sanitarios  
Набор быстрого монтажа для сантехники



Art. 5522/CL



#



MOON CLEAN FLUSH WC - 54,5 x 36 Cm - 22 Kg

Wc a terra  
Floor-mounted wc  
Cuvette au sol  
Bodenstehendes wc  
Inodoro a tierra  
Унитаз напольный



WHITE

COLORS

41

49

DecorLAB

RRV\*

RRR\*

RRM\*

RRNT\*

RRNR\*

\* Solo esterno  
\* Only external  
\* Seulement extérieur  
\* Nur extern  
\* Solo externo  
\* Только внешний

Scarico traslato - Aggiungere curva tecnica  
Shifted outlet - Add technical bend  
Décharge déportée - Ajouter coude  
Abfluss versetzt - technische Kurve hinzufügen  
Desagüe desplazado - Añadir codo técnico  
Слив передвижной - Дополнительное колено

PALLET QUANTITY - 100x120x200h: 15+CW  
PALLET QUANTITY - 80x120x200h: 14+CW

BIOKER

+ Art. 10014



Curva tecnica per Wc Art. 5522/CL - 160 / 170 mm  
Technical plastic curve for wc Art. 5522/CL - 160 / 170 mm  
Pipe coudée pour cuvette Art. 5522/CL - 160 / 170 mm  
wc-anschlussbogen Art. 5522/CL - 160 / 170 mm  
Curva técnica para inodoro Art. 5522/CL - 160 / 170 mm  
Колено сливное для унитаза Art. 5522/CL - 160 / 170 mm

+ Art. 10014/A



Curva tecnica per Wc Art. 5522/CL - 60 / 160 mm  
Technical plastic curve for wc Art. 5522/CL - 60 / 160 mm  
Pipe coudée pour cuvette Art. 5522/CL - 60 / 160 mm  
wc-anschlussbogen Art. 5522/CL - 60 / 160 mm  
Curva técnica para inodoro Art. 5522/CL - 60 / 160 mm  
Колено сливное для унитаза Art. 5522/CL - 60 / 160 mm

+ Art. 10014/B



Curva tecnica per Wc Art. 5522/CL - 170 / 215 mm  
Technical plastic curve for wc Art. 5522/CL - 170 / 215 mm  
Pipe coudée pour cuvette Art. 5522/CL - 170 / 215 mm  
wc-anschlussbogen Art. 5522/CL - 170 / 210 mm  
Curva técnica para inodoro Art. 5522/CL - 170 / 215 mm  
Колено сливное для унитаза Art. 5522/CL - 170 / 215 mm

+ Art. 10028



Eccentrico - 345 ± 15 mm  
Eccentric - 345 ± 15 mm  
Excentrique - 345 ± 15 mm  
Exzentrisch - 345 ± 15 mm  
Excéntrico - 345 ± 15 mm  
Эксцентрик - 345 ± 15 mm

Art. 5523



#



MOON BIDET - 54,5 x 36 Cm - 22 Kg

Bidet a terra  
Floor-mounted bidet  
Bidet au sol  
Bodenstehendes Bidet  
Bidet a tierra  
Биде напольное

Borchia troppo pieno compresa  
Overflow cap included  
Anneau trop-plein inclus  
Beschlag für Überlaufschutz inklusive  
Tachón rebosadero incluido  
Перелив входит в комплект

WHITE

COLORS

41

49

DecorLAB

RRV\*

RRR\*

RRM\*

RRNT\*

RRNR\*

\* Solo esterno  
\* Only external  
\* Seulement extérieur  
\* Nur extern  
\* Solo externo  
\* Только внешний

PALLET QUANTITY - 100x120x200h: 20  
PALLET QUANTITY - 80x120x200h: 16

BIOKER

# Lato muro non smaltato - Wall side not glazed - Non emaille a l'arriere - Seitenwand nicht emaillierte - Lado pared no esmaltado - Со стороны неэмалированной стены



Art. 5522/CL - 54,5 x 36 x h 42 Cm + Art. 5530/B  
Art. 5523 - 54,5 x 36 x h 42 Cm



## Art. 5526/CL

## MOON CLEAN FLUSH MONOBLOCK - 66 x 36 Cm - 30 Kg



Wc monoblocco  
Monoblock WC  
Cuvette monobloc  
WC-Kombination  
Inodoro monobloque  
Моноблочный унитаз



WHITE



PALLET QUANTITY - 100x120x200h: 9+CW+CASS  
PALLET QUANTITY - 80x120x200h: 6+CW+CASS

## BIOKER

## Art. 5527

## MOON CISTERN - 36 x 15 Cm - 14 Kg



Cassetta per Art. 5526  
Wall cistern for Art. 5526  
Réservoir de chasse pour Art. 5526  
Spülkasten Für Art. 5526  
Cisterna Para Art. 5526  
бачок для Art. 5526

WHITE



## Art. 10022

Sistema di scarico per Art. 5527  
Flushing system for Art. 5527  
Système de chasse pour Art. 5527  
Ablaufsystem Für Art. 5527  
Sistema De Descarga Para Art. 5527  
Система слива для арт. 5527



Entrata acqua sotto a destra da 1/2"  
Right hand bottom 1/2" inch inlet  
Entrée eau en bas à droite 1/2 pouce  
Wassereinlauf unten rechts mit 1/2 zoll  
Entrada de agua inferior derecha de 1/2"  
Вход воды снизу справа, 1/2"



Art. 5524/CL

MOON 45 CLEAN FLUSH HUNG WC - 45 x 35 Cm - 20 Kg

Wc Sospeso  
Wall-mounted WC  
Cuvette suspendue  
Hänge-WC  
Inodoro suspendido  
Унитаз подвесной



WHITE

COLORS

41

49



Senza staffe - Aggiungere fissaggio rapido  
Without fixing set - Add quick fixing kit  
Sans équerres - Ajouter fixation rapide  
Ohne befestigungselemente und bügel - Schnellverbindung hinzufügen  
Sin soportes - Añadir fijación rápida  
Без скоб - Дополнительное набор быстрого монтажа

PALLET QUANTITY - 100x120x200h: 20+CW  
PALLET QUANTITY - 80x120x200h: 14+CW

BIOKER

Art. 5525

MOON 45 HUNG BIDET - 45 x 35 Cm - 15,5 Kg


Bidet sospeso  
Wall-mounted bidet  
Bidet suspendu  
Hänge-Bidet  
Bidet suspendido  
Биде подвесное

WHITE

COLORS

41

49



Senza staffe - Aggiungere fissaggio rapido  
Borchia troppo pieno compresa  
Without fixing set - Add quick fixing kit  
Overflow cap included  
Sans équerres - Ajouter fixation rapide  
Anneau trop-plein inclus  
Ohne befestigungselemente und bügel - Schnellverbindung hinzufügen  
Beschlag für Überlaufschutz inklusive  
Sin soportes - Añadir fijación rápida  
Tachón rebosadero incluido  
Без скоб - Дополнительное набор быстрого монтажа  
Перелив входит в комплект

PALLET QUANTITY - 100x120x200h: 24  
PALLET QUANTITY - 80x120x200h: 16

BIOKER

+ Art. 10050/A - STANDARD

+ Art. 10050/B - WB9 2.0 CLICK SYSTEM



Fissaggio Rapido per Sanitari  
Quick fixing kit for sanitary fittings  
Fixation rapide pour sanitaires  
Schnellverbindung für Sanitäranlagen  
Fijación rápida para sanitarios  
Набор быстрого монтажа для сантехники

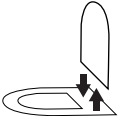



Fissaggio Rapido per Sanitari  
Quick fixing kit for sanitary fittings  
Fixation rapide pour sanitaires  
Schnellverbindung für Sanitäranlagen  
Fijación rápida para sanitarios  
Набор быстрого монтажа для сантехники



Art. 5535/A

Per - For - Pour - Für - Para - Для:  
Art.: 5520/CL - 5522/CL - 5526/CL



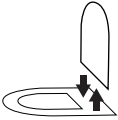

MOON SLIM SEAT COVER

Sedile per Wc in termoindurente  
Seat cover Wc in termosetting resin  
Abattant wc en matière thermodurcissable  
WC-deckel Duroplas  
Asiento para inodoro en material termoenduracido  
Сиденье унитаза из термореактивного полимера  
Con cerniere cromate - Sgancio rapido  
With chromed Kit - Rapid lift system  
Charnières chromées - Décrochage rapide  
Mit scharniere chrom - Schnellbefestigung  
Bisagras cromadas - Desenganche rápido  
С хромированными шарнирами - Быстрое отсоединение

WHITE

Art. 5535/B

Per - For - Pour - Für - Para - Для:  
Art.: 5520/CL - 5522/CL - 5526/CL





MOON SLIM SEAT COVER

Sedile per Wc in termoindurente  
Seat cover Wc in termosetting resin  
Abattant wc en matière thermodurcissable  
WC-deckel Duroplas  
Asiento para inodoro en material termoenduracido  
Сиденье унитаза из термореактивного полимера  
Con cerniera rallentata - Sgancio rapido  
With soft close system - Rapid lift system  
Charnières avec frein de chute - Décrochage rapide  
Mit sanft abgebremsten scharnieren - Schnellbefestigung  
Con caída amortiguada - Desenganche rápido  
С микролифтом - Быстрое отсоединение

WHITE

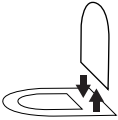

COLORS



4149

Art. 5530/A

Per - For - Pour - Für - Para - Для:  
Art.: 5520/CL - 5522/CL - 5526/CL



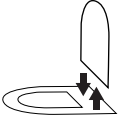

MOON SLIM SEAT COVER - ESAURIMENTO SCORTE - STOCK RUNNING OUT

Sedile per Wc in termoindurente  
Seat cover Wc in termosetting resin  
Abattant wc en matière thermodurcissable  
WC-deckel Duroplas  
Asiento para inodoro en material termoenduracido  
Сиденье унитаза из термореактивного полимера  
Con cerniere cromate - Sgancio rapido  
With chromed Kit - Rapid lift system  
Charnières chromées - Décrochage rapide  
Mit scharniere chrom - Schnellbefestigung  
Bisagras cromadas - Desenganche rápido  
С хромированными шарнирами - Быстрое отсоединение

WHITE

Art. 5530/B

Per - For - Pour - Für - Para - Для:  
Art.: 5520/CL - 5522/CL - 5526/CL






MOON SLIM SEAT COVER - ESAURIMENTO SCORTE - STOCK RUNNING OUT






Sedile per Wc in termoindurente  
Seat cover Wc in termosetting resin  
Abattant wc en matière thermodurcissable  
WC-deckel Duroplas  
Asiento para inodoro en material termoenduracido  
Сиденье унитаза из термореактивного полимера  
Con cerniera rallentata - Sgancio rapido  
With soft close system - Rapid lift system  
Charnières avec frein de chute - Décrochage rapide  
Mit sanft abgebremsten scharnieren - Schnellbefestigung  
Con caída amortiguada - Desenganche rápido  
С микролифтом - Быстрое отсоединение

WHITE

COLORS




414935



5253545556

Art. 5526/A

Per - For - Pour - Für - Para - Для:  
Art.: 5524/CL




MOON 45 SEAT COVER

Sedile per Wc in termoindurente  
Seat cover Wc in termosetting resin  
Abattant wc en matière thermodurcissable  
WC-deckel Duroplas  
Asiento para inodoro en material termoenduracido  
Сиденье унитаза из термореактивного полимера  
Con cerniere cromate - Sgancio rapido  
With chromed Kit - Rapid lift system  
Charnières chromées - Décrochage rapide  
Mit scharniere chrom - Schnellbefestigung  
Bisagras cromadas - Desenganche rápido  
С хромированными шарнирами - Быстрое отсоединение

WHITE

Art. 5526/B

Per - For - Pour - Für - Para - Для:  
Art.: 5524/CL





MOON 45 SEAT COVER

Sedile per Wc in termoindurente  
Seat cover Wc in termosetting resin  
Abattant wc en matière thermodurcissable  
WC-deckel Duroplas  
Asiento para inodoro en material termoenduracido  
Сиденье унитаза из термореактивного полимера  
Con cerniera rallentata - Sgancio rapido  
With soft close system - Rapid lift system  
Charnieres avec frein de chute - Décrochage rapide  
Mit sanft abgebremsten scharnieren - Schnellbefestigung  
Con caída amortiguada - Desenganche rápido  
С микролифтом - Быстрое отсоединение


WHITE

COLORS

41

49

Art. 10005



FIXING SET

Staffe di montaggio Wc e bidet  
Fixing attachments for Wc and bidet  
Supports de montage pour cuvette et bidets suspendus  
Montagebügel Für Hänge-wc und bidet  
Soportes de montaje inodoro y bidé  
Монтажные кронштейны для унитаза и биде

--





# WC BIDET ABBINABILI

MATCHING WCS AND BIDETS - WC ET BIDET COMBINABLES  
KOMBINIERBARE WCS UND BIDETS - WC BIDÉ COMBINABLES  
УНИТАЗЫ БИДЕ КОМБИНИРУЕМЫЕ



P\_45

Art. 5201/TW - 50,5 x 36 - TWIST  
Art. 5202 - 50,5 x 36



P\_46

Art. 5203/TW - 55 x 36 - TWIST  
Art. 5204 - 55 x 36



P\_47

Art. 5205/TW - 55 x 36 - TWIST  
Art. 5206 - 55 x 36



P\_99

Art. 5126/TW - 52 x 36 - TWIST  
Art. 5126/CL - 52 x 36 - CLEAN FLUSH  
Art. 5127 - 52 x 36



P\_100

Art. 5138/CL - 55 x 36 - CLEAN FLUSH  
Art. 5139 - 55 x 36



P\_102

Art. 5140/CL - 66 x 36 - CLEAN FLUSH  
Art. 5141 - 35 x 15 - CISTERN



P\_153

Art. 8812 - 53,5 x 36  
Art. 8812/CL - 53,5 x 36 - CLEAN FLUSH  
Art. 8813 - 53,5 x 36  
Art. 8815 - 40 x 29 - KIDS WC

Art. 5501



Lavabo da appoggio  
Lay-on washbasin  
Lavabo à poser  
Aufsatzwaschbecken  
Lavabo de apoyo  
Раковина умывальника накладная

Senza troppo pieno - Consigliata piletta Art. 10034  
Without overflow - Waste Art. 10034 recommended  
Sans trop-plein - Bonde Art. 10034 conseillée  
Ohne überlauf - Abfluss Art. 10034 empfohlen  
Sin rebosadero - Recomendado desagüe Art. 10034  
Без пробки перелива - Рекомендуется донный клапан арт. 10034

PALLET QUANTITY - 100x120x200h: 50  
PALLET QUANTITY - 80x120x200h: 28

BIOKER

WHITE

COLORS



41 49 - 35 52 - 61 53 - 62 54 - 64 55 - 63 56 - 60 57 - 38 58 - 39 59 - 40 65

DecorLAB - DecorART



SEV SER SEM SENT SENR SFLNT F G E

Art. 5502



Lavabo da appoggio  
Lay-on washbasin  
Lavabo à poser  
Aufsatzwaschbecken  
Lavabo de apoyo  
Раковина умывальника накладная

Senza troppo pieno - Consigliata piletta Art. 10034  
Without overflow - Waste Art. 10034 recommended  
Sans trop-plein - Bonde Art. 10034 conseillée  
Ohne überlauf - Abfluss Art. 10034 empfohlen  
Sin rebosadero - Recomendado desagüe Art. 10034  
Без пробки перелива - Рекомендуется донный клапан арт. 10034

PALLET QUANTITY - 100x120x200h: 31  
PALLET QUANTITY - 80x120x200h: 26

BIOKER

WHITE

COLORS



41 49 - 35 52 - 61 53 - 62 54 - 64 55 - 63 56 - 60 57 - 38 58 - 39 59 - 40 65

DecorART



F G E

Art. 5503



Lavabo da appoggio  
Lay-on washbasin  
Lavabo à poser  
Aufsatzwaschbecken  
Lavabo de apoyo  
Раковина умывальника накладная

Senza troppo pieno - Consigliata piletta Art. 10034  
Without overflow - Waste Art. 10034 recommended  
Sans trop-plein - Bonde Art. 10034 conseillée  
Ohne überlauf - Abfluss Art. 10034 empfohlen  
Sin rebosadero - Recomendado desagüe Art. 10034  
Без пробки перелива - Рекомендуется донный клапан арт. 10034

PALLET QUANTITY - 100x120x200h: 16  
PALLET QUANTITY - 80x120x200h: 8

BIOKER

WHITE

COLORS



41 49 - 35 52 - 61 53 - 62 54 - 64 55 - 63 56 - 60 57 - 38 58 - 39 59 - 40 65

DecorART



F G E









## Art. 5504

## MOON 42R H18 - 42 x 42 Cm - 12 Kg - 5 L.

Lavabo da appoggio  
 Lay-on washbasin  
 Lavabo à poser  
 Aufsatzwaschbecken  
 Lavabo de apoyo  
 Раковина умывальника накладная




Senza troppo pieno - Consigliata piletta Art. 10034  
 Without overflow - Waste Art. 10034 recommended  
 Sans trop-plein - Bonde Art. 10034 conseillée  
 Ohne überlauf - Abfluss Art. 10034 empfohlen  
 Sin rebosadero - Recomendado desagüe Art. 10034  
 Без пробки перелива - Рекомендуется донный клапан арт. 10034

PALLET QUANTITY - 100x120x200h: 50  
 PALLET QUANTITY - 80x120x200h: 28


## BIOKER

## WHITE

## COLORS



## DecorLAB - DecorART



## Art. 5505

## MOON 70R H18 - 72 x 42 Cm - 17 Kg - 9 L.

Lavabo da appoggio  
 Lay-on washbasin  
 Lavabo à poser  
 Aufsatzwaschbecken  
 Lavabo de apoyo  
 Раковина умывальника накладная




Senza troppo pieno - Consigliata piletta Art. 10034  
 Without overflow - Waste Art. 10034 recommended  
 Sans trop-plein - Bonde Art. 10034 conseillée  
 Ohne überlauf - Abfluss Art. 10034 empfohlen  
 Sin rebosadero - Recomendado desagüe Art. 10034  
 Без пробки перелива - Рекомендуется донный клапан арт. 10034

PALLET QUANTITY - 100x120x200h: 28  
 PALLET QUANTITY - 80x120x200h: 26


## BIOKER

## WHITE

## COLORS



## DecorART



## Art. 5506

## MOON 90R H18 - 90 x 42 Cm - 20 Kg - 12 L.

Lavabo da appoggio  
 Lay-on washbasin  
 Lavabo à poser  
 Aufsatzwaschbecken  
 Lavabo de apoyo  
 Раковина умывальника накладная




Senza troppo pieno - Consigliata piletta Art. 10034  
 Without overflow - Waste Art. 10034 recommended  
 Sans trop-plein - Bonde Art. 10034 conseillée  
 Ohne überlauf - Abfluss Art. 10034 empfohlen  
 Sin rebosadero - Recomendado desagüe Art. 10034  
 Без пробки перелива - Рекомендуется донный клапан арт. 10034

PALLET QUANTITY - 100x120x200h: 20  
 PALLET QUANTITY - 80x120x200h: 13

## BIOKER

## WHITE

## COLORS







Art. 5520/CL - 50,5 x 36 x h 42 Cm + Art. 5535/B  
Art. 5521 - 50,5 x 36 x h 42 Cm





x2 Art. 2206 - 70 x 40 Cm  
 x2 Art. 1811 - 55 x 42 Cm  
 x3 Art. 2720 \_LSC - L70 P41,5 H30 Cm



Art. 5507

MOON 50R H15 - 50 x 45 Cm - 12 Kg - 2,5 L.

Lavabo da appoggio o sospeso  
Lay-on or wall-mounted washbasin  
Lavabo à poser ou suspendu  
Aufsatz-oder Hängewaschbecken  
Lavabo de apoyo o suspendido  
Раковина умывальника накладная или подвесная

WHITE

COLORS

41

49

DecorLAB - DecorART

SEV

SER

SEM

SENT

SENR

SFLNT

F

G

E

Fissaggi a muro compresi - Borchia troppo pieno compresa  
Wall attachments included - Overflow cap included  
Fixations murales incluses - Anneau trop-plein inclus  
Wandbefestigungen inklusive - Beschlag für Überlaufschutz inklusive  
Fijación pared incluida - Tachón rebosadero incluido  
Настенные крепления входят в комплект - Перелив входит в комплект

PALLET QUANTITY - 100x120x200h: 50  
PALLET QUANTITY - 80x120x200h: 28

BIOKER

Art. 5508

MOON 70R H15 - 70 x 45 Cm - 17 Kg - 3,5 L.

Lavabo da appoggio o sospeso  
Lay-on or wall-mounted washbasin  
Lavabo à poser ou suspendu  
Aufsatz-oder Hängewaschbecken  
Lavabo de apoyo o suspendido  
Раковина умывальника накладная или подвесная

WHITE

COLORS

41

49

Fissaggi a muro compresi - Borchia troppo pieno compresa  
Wall attachments included - Overflow cap included  
Fixations murales incluses - Anneau trop-plein inclus  
Wandbefestigungen inklusive - Beschlag für Überlaufschutz inklusive  
Fijación pared incluida - Tachón rebosadero incluido  
Настенные крепления входят в комплект - Перелив входит в комплект

PALLET QUANTITY - 100x120x200h: 30  
PALLET QUANTITY - 80x120x200h: 28

BIOKER

Art. 5509

MOON 90R H15 - 90 x 45 Cm - 21 Kg - 5 L.

Lavabo da appoggio o sospeso  
Lay-on or wall-mounted washbasin  
Lavabo à poser ou suspendu  
Aufsatz-oder Hängewaschbecken  
Lavabo de apoyo o suspendido  
Раковина умывальника накладная или подвесная

WHITE

COLORS

41

49

Fissaggi a muro compresi - Borchia troppo pieno compresa  
Wall attachments included - Overflow cap included  
Fixations murales incluses - Anneau trop-plein inclus  
Wandbefestigungen inklusive - Beschlag für Überlaufschutz inklusive  
Fijación pared incluida - Tachón rebosadero incluido  
Настенные крепления входят в комплект - Перелив входит в комплект

PALLET QUANTITY - 100x120x200h: 20  
PALLET QUANTITY - 80x120x200h: 13

BIOKER

# Lato muro non smaltato - Wall side not glazed - Non emaille a l'arriere - Seitenwand nicht emaillierte - Lado pared no esmaltado - Со стороны неэмалированной стены



Art. 5510

MOON FLOOR-STANDING - 42 x 42 x H85 Cm - 45 Kg - 14 L.

Lavabo a terra da appoggio  
Floor-standing washbasin  
Lavabo au sol  
Standwaschbecken  
Lavabo al suelo de apoyo  
Раковина умывальника напольная

WHITE

COLORS



Senza troppo pieno - Sifone e raccordo in plastica incluso  
Without overflow - Plastic trap and fitting included  
Sans trop-plein - Siphon et raccord en plastique inclus  
Ohne überlauf - Siphon und anschluss aus kunststoff mitgeliefert  
Sin rebosadero - Sifón y unión in plástico incluyendo  
Без пробки перелива - Пластиковые сифон и патрубок входят в комплект

PALLET QUANTITY - 100x120x200h: 6  
PALLET QUANTITY - 80x120x200h: 3

BIOKER

Art. 5531

MOON TOWEL BAR

Porta asciugamani  
Towel bar  
Porte-Serviettes  
Handtuchhalter  
Toallero  
Держатель полотенец

--









Art. 5511



MOON 42A - 42 x 42 Cm - 12 Kg - 2,5 L.

Lavabo da incasso  
Built-in washbasin  
Lavabo encastré  
Einbauwaschbecken  
Lavabo de encaje  
Раковина умывальника встраиваемая

Senza troppo pieno - Consigliata piletta Art. 10034  
Without overflow - Waste Art. 10034 recommended  
Sans trop-plein - Bonde Art. 10034 conseillée  
Ohne überlauf - Abfluss Art. 10034 empfohlen  
Sin rebosadero - Recomendado desagüe Art. 10034  
Без пробки перелива - Рекомендуется донный клапан арт. 10034

PALLET QUANTITY - 100x120x200h: 50  
PALLET QUANTITY - 80x120x200h: 28

BIOKER

WHITE

COLORS



41 49

DecorLAB - DecorART



SEV SER SEM SENT SENR SFLNT  
F G E

Art. 5512



MOON 70A - 72 x 42 Cm - 16 Kg - 5 L.

Lavabo da incasso  
Built-in washbasin  
Lavabo encastré  
Einbauwaschbecken  
Lavabo de encaje  
Раковина умывальника встраиваемая

Senza troppo pieno - Consigliata piletta Art. 10034  
Without overflow - Waste Art. 10034 recommended  
Sans trop-plein - Bonde Art. 10034 conseillée  
Ohne überlauf - Abfluss Art. 10034 empfohlen  
Sin rebosadero - Recomendado desagüe Art. 10034  
Без пробки перелива - Рекомендуется донный клапан арт. 10034

PALLET QUANTITY - 100x120x200h: 28  
PALLET QUANTITY - 80x120x200h: 26

BIOKER

WHITE

COLORS



41 49

DecorART



F G E

Art. 10034



Piletta lavabo da 1" 1/4  
con troppo pieno integrato  
1" 1/4 washbasin waste with overflow  
Bonde lavabo de 1" 1/4 avec trop-plein intégré  
Waschbeckenabfluss 1" 1/4 mit integriertem Überlaufschutz  
Desagüe lavabo de 1" 1/4 con rebosadero integrado  
Донный клапан для умывальника 1" 1/4 с интегрированным переливом

CR 

NROP 



Art. 10010/C



Scarico automatico 1" 1/4 click-clack, tappo grande  
Automatic pop-waste 1" 1/4 click-clack, big plug  
Bonde clic-clac, grand debit  
Automatischer ablauf click-clack, crosser stöpsel  
Valvula automática 1" 1/4 click-clack, tapón grande  
Слив автоматический: клапан 1" 1/4, большая пробка

CR  / NROP  + WHITE

ORS  + WHITE

CR  / NROP  + COLORS

ORS  + COLORS



41 49 - 35 52 - 61 53 - 62 54 - 64 55 - 63 56 - 60  
57 - 38 58 - 39 59 - 40 65 F G E







NOON

Art. 7024 - 156 x 81 x h 58 Cm

Art. 7024

MOON BATHTUB 156 - 156 x 81 x h 58 Cm - 37 Kg

Vasca  
Bathtub  
Baignoire  
Wanne  
Bañera  
Ванна

WHITE GLOSSY

WHITE MATT

COLORS



- \* Solo esterno
- \* Only external
- \* Seulement extérieur
- \* Nur extern
- \* Solo externo
- \* Только внешний







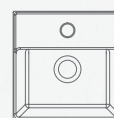
# Teorema 2.0 - Ultralim

WC - BIDET

30-50 Cm



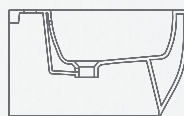
CLEAN FLUSH HUNG WC  
Art. 5126/WT - Pag. 99



TEOREMA 2.0 30R  
Art. 5155 - Pag. 109



CLEAN FLUSH HUNG WC  
Art. 5126/CL - Pag. 99



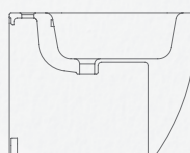
HUNG BIDET  
Art. 5127 - Pag. 99



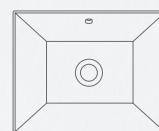
TEOREMA 2.0 41R  
Art. 5129 - Pag. 106



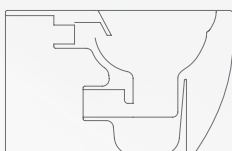
CLEAN FLUSH WC  
Art. 5138/CL - Pag. 100



BIDET  
Art. 5139 - Pag. 102



TEOREMA 2.0 45x36  
Art. 5130 - Pag. 126



CLEAN FLUSH MONOBLOCK  
5140/CL - Pag. 102



CISTERN  
Art. 5141 - Pag. 102



TEOREMA 2.0 45x36S  
Art. 5134 - Pag. 129



A'DESIGN AWARDS



ICONIC AWARDS



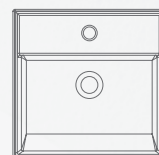
GOOD DESIGN

Nasce TEOREMA 2.0, il lavabo con un'anima sottile dalle dimensioni generose. Un inconsueto e piacevole contrasto tra l'ampiezza del bacino e la leggerezza dei suoi bordi che misurano soltanto pochi millimetri. Un design elegante ed essenziale che coniuga bellezza e praticità. Adatto ad ogni tipologia di abitazione, racchiude in sé quelle caratteristiche funzionali dettate dalle proprie dimensioni che lo rendono un oggetto dalla massima fruibilità anche nelle case dotate di un solo bagno.

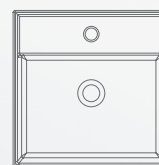
The time has come for TEOREMA 2.0, the large-size washbasin with a slim core. The wide bowl offers an appealing and unusual contrast to the light edges, which are only a few millimetres thick. Its elegant, sober design reflects the merging of beauty and practicality. Suitable for any type of home environment, its dimensional characteristics make it a highly practical item that be installed even in homes having a single bathroom.

Art. 5101 - 60 x 40 Cm

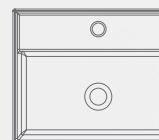
DESIGN GIOVANNI CALISTI



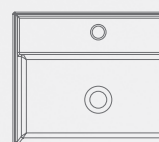
TEOREMA 2.0 45A BUILT-IN  
Art. 5108 - Pag. 126



TEOREMA 2.0 46R  
Art. 5104 - Pag. 110



TEOREMA 2.0 50  
Art. 5111 - Pag. 109



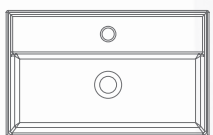
TEOREMA 2.0 50AP  
Art. 5112 - Pag. 109

TEOREMA 2.0

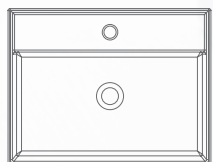
## 60 Cm



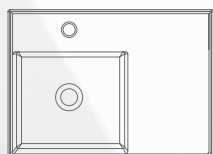
TEOREMA 2.0 60  
Art. 5101 - Pag. 106



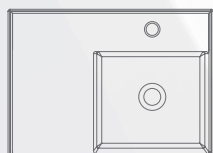
TEOREMA 60 x 38,5R  
Art. 5156 - Pag. 110



TEOREMA 2.0 60R  
Art. 5105 - Pag. 110




TEOREMA 2.0 60 SHELF DX\*  
Art. 5114 - Pag. 111



TEOREMA 2.0 60 SHELF SX\*  
Art. 5117 - Pag. 111



TEOREMA 2.0 60A BUILT-IN  
Art. 5109 - Pag. 126



TEOREMA 2.0 60x36  
Art. 5131 - Pag. 128



TEOREMA 2.0 60x36S  
Art. 5135 - Pag. 129

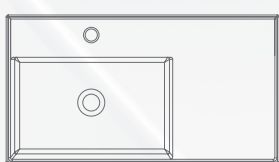
## 80 Cm



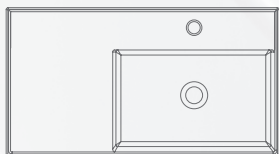
TEOREMA 2.0 80  
Art. 5102 - Pag. 106



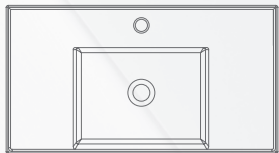
TEOREMA 2.0 80R  
Art. 5110 - Pag. 111



TEOREMA 2.0 80 SHELF DX\*  
Art. 5115 - Pag. 112




TEOREMA 2.0 80 SHELF SX\*  
Art. 5118 - Pag. 112



TEOREMA 2.0 80 DOUBLE SHELF\*  
Art. 5123 - Pag. 112



TEOREMA 2.0 80x36  
Art. 5132 - Pag. 128



TEOREMA 2.0 80x36S  
Art. 5136 - Pag. 131

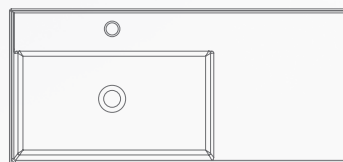
## 100 Cm



TEOREMA 2.0 100R - A  
Art. 5106/R-100/A - Pag. 117



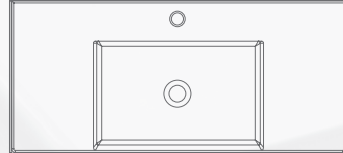
TEOREMA 2.0 100R - B  
Art. 5106/R-100/B - Pag. 117



TEOREMA 2.0 100 SHELF DX\*  
Art. 5119 - Pag. 117



TEOREMA 2.0 100 SHELF SX\*  
Art. 5120 - Pag. 118



TEOREMA 2.0 100 DOUBLE SHELF\*  
Art. 5124 - Pag. 118



TEOREMA 2.0 101x46  
Art. 5142 - Pag. 118




TEOREMA 2.0 100x36  
Art. 5133 - Pag. 128



TEOREMA 2.0 100x36S  
Art. 5137 - Pag. 131

# Teorema 2.0 - Ultrasslim

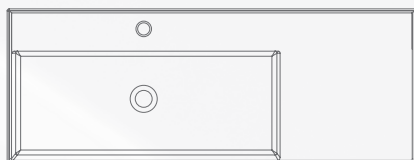
120 Cm



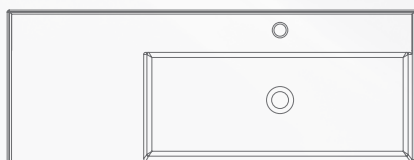
TEOREMA 2.0 120R - A  
Art. 5107/R-120/A - Pag. 119



TEOREMA 2.0 120R - B  
Art. 5107/R-120/B - Pag. 119



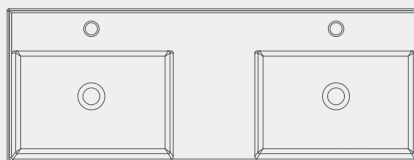
TEOREMA 2.0 120 SHELF DX\*  
Art. 5121 - Pag. 119



TEOREMA 2.0 120 SHELF SX\*  
Art. 5122 - Pag. 120



TEOREMA 2.0 120 DOUBLE SHELF\*  
Art. 5125 - Pag. 120



TEOREMA 2.0 121x46  
Art. 5143 - Pag. 120



TEOREMA 2.0 120x36  
Art. 5153 - Pag. 129



TEOREMA 2.0 120x36S  
Art. 5154 - Pag. 131

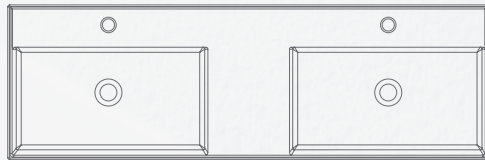
140 Cm



TEOREMA 2.0 140R - A  
Art. 5158/R-140/A - Pag. 123




TEOREMA 2.0 140R - B  
Art. 5158/R-140/B - Pag. 123



TEOREMA 2.0 141x46  
Art. 5116 - Pag. 123

CONSOLE - Pag. 132  
TOWEL BAR - Pag. 135



TEOREMA 2.0 BATHTUB 170  
Art. 7026 - Pag. 136





## Art. 5126/TW


## TEOREMA 2.0 TWIST HUNG WC - 52 x 36 Cm - 24,5 Kg

Wc Sospeso  
Wall-mounted WC  
Cuvette suspendue  
Hänge-WC  
Inodoro suspendido  
Унитаз подвесной




## WHITE

## COLORS



## BICOLORS



Senza staffe - Aggiungere fissaggio rapido  
Without fixing set - Add quick fixing kit  
Sans équerres - Ajouter fixation rapide  
Ohne befestigungselemente und bügel - Schnellverbindung hinzufügen  
Sin soportes - Añadir fijación rápida  
Без скоб - Дополнительное набор быстрого монтажа

PALLET QUANTITY - 100x120x200h: 20+CW

PALLET QUANTITY - 80x120x200h: 14+CW

## BIOKER

## Art. 5126/CL


## TEOREMA 2.0 CLEAN FLUSH HUNG WC - 52 x 36 Cm - 24,5 Kg

Wc Sospeso  
Wall-mounted WC  
Cuvette suspendue  
Hänge-WC  
Inodoro suspendido  
Унитаз подвесной



## WHITE

## COLORS



Senza staffe - Aggiungere fissaggio rapido  
Without fixing set - Add quick fixing kit  
Sans équerres - Ajouter fixation rapide  
Ohne befestigungselemente und bügel - Schnellverbindung hinzufügen  
Sin soportes - Añadir fijación rápida  
Без скоб - Дополнительное набор быстрого монтажа

PALLET QUANTITY - 100x120x200h: 20+CW

PALLET QUANTITY - 80x120x200h: 14+CW

## BIOKER


## Art. 5127

## TEOREMA 2.0 HUNG BIDET - 52 x 36 Cm - 20 Kg

Bidet sospeso  
Wall-mounted bidet  
Bidet suspendu  
Hänge-Bidet  
Bidet suspendido  
Биде подвесное

## WHITE

## COLORS



Senza staffe - Aggiungere fissaggio rapido  
Borchia troppo pieno compresa  
Without fixing set - Add quick fixing kit  
Overflow cap included  
Sans équerres - Ajouter fixation rapide  
Anneau trop-plein inclus  
Ohne befestigungselemente und bügel - Schnellverbindung hinzufügen  
Beschlag für Überlaufschutz inklusive  
Sin soportes - Añadir fijación rápida  
Tachón rebosadero incluido  
Без скоб - Дополнительное набор быстрого монтажа  
Перелив входит в комплект

PALLET QUANTITY - 100x120x200h: 24

PALLET QUANTITY - 80x120x200h: 16

## BIOKER

+ Art. 10050/A - STANDARD



Fissaggio Rapido per Sanitari  
Quick fixing kit for sanitary fittings  
Fixation rapide pour sanitaires  
Schnellverbindung für Sanitäranlagen  
Fijación rápida para sanitarios  
Набор быстрого монтажа для сантехники

+ Art. 10050/B - WB9 2.0 CLICK SYSTEM



Fissaggio Rapido per Sanitari  
Quick fixing kit for sanitary fittings  
Fixation rapide pour sanitaires  
Schnellverbindung für Sanitäranlagen  
Fijación rápida para sanitarios  
Набор быстрого монтажа для сантехники

Art. 5138/CL

TEOREMA 2.0 CLEAN FLUSH WC - 55 x 36 Cm - 26 Kg




Wc a terra  
Floor-mounted wc  
Cuvette au sol  
Bodenstehendes wc  
Inodoro a tierra  
Унитаз напольный



WHITE

COLORS



Scarico traslato - Aggiungere curva tecnica  
Shifted outlet - Add technical bend  
Décharge déportée - Ajouter coude  
Abfluss versetzt - technische Kurve hinzufügen  
Desagüe desplazado - Añadir codo técnico  
Слив передвижной - Дополнительное колено

PALLET QUANTITY - 100x120x200h: 15+CW  
PALLET QUANTITY - 80x120x200h: 14+CW

BIOKER



+ Art. 10014



Curva tecnica per Wc Art. 5138/CL - 160 / 170 mm  
Technical plastic curve for wc Art. 5138/CL - 160 / 170 mm  
Pipe coudée pour cuvette Art. 5138/CL - 160 / 170 mm  
wc-anschlussbogen Art. 5138/CL - 160 / 170 mm  
Curva técnica para inodoro Art. 5138/CL - 160 / 170 mm  
Колено сливное для унитаза Art. 5138/CL - 160 / 170 mm

+ Art. 10014/A



Curva tecnica per Wc Art. 5138/CL - 60 / 160 mm  
Technical plastic curve for wc Art. 5138/CL - 60 / 160 mm  
Pipe coudée pour cuvette Art. 5138/CL - 60 / 160 mm  
wc-anschlussbogen Art. 5138/CL - 60 / 160 mm  
Curva técnica para inodoro Art. 5138/CL - 60 / 160 mm  
Колено сливное для унитаза Art. 5138/CL - 60 / 160 mm

+ Art. 10014/B



Curva tecnica per Wc Art. 5138/CL - 170 / 215 mm  
Technical plastic curve for wc Art. 5138/CL - 170 / 215 mm  
Pipe coudée pour cuvette Art. 5138/CL - 170 / 215 mm  
wc-anschlussbogen Art. 5522/CL - 5138 / 210 mm  
Curva técnica para inodoro Art. 5138/CL - 170 / 215 mm  
Колено сливное для унитаза Art. 5138/CL - 170 / 215 mm

+ Art. 10028






Eccentrico - 345 ± 15 mm  
Eccentric - 345 ± 15 mm  
Excentrique - 345 ± 15 mm  
Exzentrisch - 345 ± 15 mm  
Excéntrico - 345 ± 15 mm  
Эксцентрик - 345 ± 15 mm





Art. 5139



TEOREMA 2.0 BIDET - 55 x 36 Cm - 26 Kg

Bidet a terra  
Floor-mounted bidet  
Bidet au sol  
Bodenstehendes Bidet  
Bidet a tierra  
Биде напольное


Borchia troppo pieno compresa  
Overflow cap included  
Anneau trop-plein inclus  
Beschlag für Überlaufschutz inklusive  
Tachón rebosadero incluido  
Перелив входит в комплект

PALLET QUANTITY - 100x120x200h: 20  
PALLET QUANTITY - 80x120x200h: 16




BIOKER

WHITE

COLORS






Art. 5140/CL



TEOREMA 2.0 CLEAN FLUSH MONOBLOCK - 66 x 36 Cm - 39 Kg

Wc monoblocco  
Monoblock WC  
Cuvette monobloc  
WC-Kombination  
Inodoro monobloque  
Моноблочный унитаз






WHITE

PALLET QUANTITY - 100x120x200h: 9+CW+CASS  
PALLET QUANTITY - 80x120x200h: 6+CW+CASS

BIOKER

Art. 5141



TEOREMA 2.0 CISTERN - 35 x 15 - 14 Kg

Cassetta per Art. 5140/CL  
Wall cistern for Art. 5140/CL  
Réservoir de chasse pour Art. 5140/CL  
Spülkasten Für Art. 5140/CL  
Cisterna Para Art. 5140/CL  
бачок для Art. 5140/CL

WHITE

# Lato muro non smaltato - Wall side not glazed - Non emaille a l'arriere - Seitenwand nicht emaillierte - Lado pared no esmaltado - Со стороны неэмалированной стены

## Art. 10022



Sistema di scarico per Art. 5141  
 Flushing system for Art. 5141  
 Système de chasse pour Art. 5141  
 Ablaufsystem Für Art. 5141  
 Sistema De Descarga Para Art. 5141  
 Система слива для арт. 5141



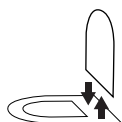
Entrata acqua sotto a destra da 1/2"  
 Right hand bottom 1/2" inch inlet  
 Entrée eau en bas à droite 1/2 pouce  
 Wassereinlauf unten rechts mit 1/2 zoll  
 Entrada de agua inferior derecha de 1/2"  
 Вход воды снизу справа, 1/2"

## Art. 8305/A

## TEOREMA 2.0 SEAT COVER

Sedile per Wc in termoindurente  
 Seat cover Wc in termosetting resin  
 Abattant wc en matière thermodurcissable  
 WC-deckel Duroplas  
 Asiento para inodoro en material termoenduracido  
 Сиденье унитаза из термореактивного полимера

WHITE



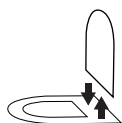
Con cerniere cromate - Sgancio rapido  
 With chromed Kit - Rapid lift system  
 Charnières chromées - Décrochage rapide  
 Mit scharniere chrom - Schnellbefestigung  
 Bisagras cromadas - Desenganche rápido  
 С хромированными шарнирами - Быстрое отсоединение

## Art. 8305/B

## TEOREMA 2.0 SEAT COVER


Sedile per Wc in termoindurente  
 Seat cover Wc in termosetting resin  
 Abattant wc en matière thermodurcissable  
 WC-deckel Duroplas  
 Asiento para inodoro en material termoenduracido  
 Сиденье унитаза из термореактивного полимера

WHITE



Con cerniera rallentata - Sgancio rapido  
 With soft close system - Rapid lift system  
 Charnières avec frein de chute - Décrochage rapide  
 Mit sanft abgebremsten scharnieren - Schnellbefestigung  
 Con caída amortiguada - Desenganche rápido  
 С микролифтом - Быстрое отсоединение

## COLORS



## Art. 10005

## FIXING SET

Staffe di montaggio Wc e bidet  
 Fixing attachments for Wc and bidet  
 Supports de montage pour cuvette et bidets suspendus  
 Montagebügel Für Hänge-wc und bidet  
 Soportes de montaje inodoro y bidé  
 Монтажные кронштейны для унитаза и биде

--





# WC BIDET ABBINABILI

MATCHING WCS AND BIDETS - WC ET BIDET COMBINABLES  
KOMBINIERBARE WCS UND BIDETS - WC BIDÉ COMBINABLES  
УНИТАЗЫ БИДЕ КОМБИНИРУЕМЫЕ



P\_45

Art. 5201/TW - 50,5 x 36 - TWIST  
Art. 5202 - 50,5 x 36



P\_46

Art. 5203/TW - 55 x 36 - TWIST  
Art. 5204 - 55 x 36



P\_47

Art. 5205/TW - 55 x 36 - TWIST  
Art. 5206 - 55 x 36



P\_69

Art. 5520/CL - 50,5 x 36 - CLEAN FLUSH  
Art. 5521 - 50,5 x 36



P\_74

Art. 5524/CL - 45 x 35 - CLEAN FLUSH  
Art. 5525 - 45 x 35



P\_70

Art. 5522/CL - 54,5 x 36 - CLEAN FLUSH  
Art. 5523 - 54,5 x 36



P\_73

Art. 5526/CL - 66 x 36 - CLEAN FLUSH  
Art. 5527 - 36 x 15 - CISTERN





P\_153

Art. 8812 - 53,5 x 36  
Art. 8812/CL - 53,5 x 36 - CLEAN FLUSH  
Art. 8813 - 53,5 x 36  
Art. 8815 - 40 x 29 - KIDS WC



Art. 5101



TEOREMA 2.0 60 - 60 x 40 Cm - 14 Kg - 12 L.


Lavabo da appoggio  
Lay-on washbasin  
Lavabo à poser  
Aufsatzwaschbecken  
Lavabo de apoyo  
Раковина умывальника накладная

Senza troppo pieno - Consigliata piletta Art. 10034  
Without overflow - Waste Art. 10034 recommended  
Sans trop-plein - Bonde Art. 10034 conseillée  
Ohne überlauf - Abfluss Art. 10034 empfohlen  
Sin rebosadero - Recomendado desagüe Art. 10034  
Без пробки перелива - Рекомендуется донный клапан арт. 10034


PALLET QUANTITY - 100x120x200h: 40  
PALLET QUANTITY - 80x120x200h: 28

WHITE



COLORS



DecorLAB - DecorART



Art. 5102



TEOREMA 2.0 80 - 80 x 40 Cm - 17 Kg - 14 L.


Lavabo da appoggio  
Lay-on washbasin  
Lavabo à poser  
Aufsatzwaschbecken  
Lavabo de apoyo  
Раковина умывальника накладная

Senza troppo pieno - Consigliata piletta Art. 10034  
Without overflow - Waste Art. 10034 recommended  
Sans trop-plein - Bonde Art. 10034 conseillée  
Ohne überlauf - Abfluss Art. 10034 empfohlen  
Sin rebosadero - Recomendado desagüe Art. 10034  
Без пробки перелива - Рекомендуется донный клапан арт. 10034


PALLET QUANTITY - 100x120x200h: 32  
PALLET QUANTITY - 80x120x200h: 28

WHITE



COLORS



DecorLAB - DecorART



Art. 5129



TEOREMA 2.0 41R - 41 x 19 Cm - 7 Kg - 1,5 L.


Lavabo da appoggio  
Lay-on washbasin  
Lavabo à poser  
Aufsatzwaschbecken  
Lavabo de apoyo  
Раковина умывальника накладная

Senza troppo pieno - Consigliata piletta Art. 10034  
Without overflow - Waste Art. 10034 recommended  
Sans trop-plein - Bonde Art. 10034 conseillée  
Ohne überlauf - Abfluss Art. 10034 empfohlen  
Sin rebosadero - Recomendado desagüe Art. 10034  
Без пробки перелива - Рекомендуется донный клапан арт. 10034

PALLET QUANTITY - 100x120x200h: 161  
PALLET QUANTITY - 80x120x200h: 110

WHITE

DecorLAB - DecorART







## Art. 5155

**TEOREMA 2.0 30R** - 30 x 30 Cm - 6 Kg - 6 L.

Lavabo da appoggio o sospeso


Lay-on or wall-mounted washbasin

Lavabo à poser ou suspendu

Aufsatz-oder Hängewaschbecken

Lavabo de apoyo o suspendido

Раковина умывальника накладная или подвесная

**WHITE**

Fissaggi a muro compresi - Senza troppo pieno - Consigliata piletta Art. 10034

Wall attachments included - Without overflow - Waste Art. 10034 recommended

Fixations murales incluses - Sans trop-plein - Bonde Art. 10034 conseillée

Wandbefestigungen inklusive - Ohne überlauf - Abfluss Art. 10034 empfohlen

Fijación pared incluida - Sin rebosadero - Recomendado desagüe Art. 10034

Настенные крепления входят в комплект - Без пробки перелива - Рекомендуется донный клапан арт. 10034

PALLET QUANTITY - 100x120x200h: 102

PALLET QUANTITY - 80x120x200h: 86

**BIOKER**

## Art. 5111

**TEOREMA 2.0 50** - 50,5 x 38,5 Cm - 13,6 Kg - 4 L.

Lavabo da appoggio o sospeso


Lay-on or wall-mounted washbasin

Lavabo à poser ou suspendu


Aufsatz-oder Hängewaschbecken

Lavabo de apoyo o suspendido

Раковина умывальника накладная или подвесная

**WHITE****COLORS****DecorLAB - DecorART**

TEOREMA 2.0



Fissaggi a muro compresi - Borchia troppo pieno compresa

Wall attachments included - Overflow cap included

Fixations murales incluses - Anneau trop-plein inclus

Wandbefestigungen inklusive - Beschlag für Überlaufschutz inklusive

Fijación pared incluida - Tachón rebosadero incluido

Настенные крепления входят в комплект - Перелив входит в комплект

PALLET QUANTITY - 100x120x200h: 50

PALLET QUANTITY - 80x120x200h: 36

**BIOKER**

## Art. 5112

**TEOREMA 2.0 50AP** - 50,5 x 38,5 Cm - 13,6 Kg - 4 L.

Lavabo da appoggio



Lay-on washbasin

Lavabo à poser

Aufsatzwaschbecken

Lavabo de apoyo

Раковина умывальника накладная

**WHITE****COLORS****DecorLAB - DecorART**

Smaltato su 4 lati - Borchia troppo pieno compresa

Enamelled on 4 sides - Overflow cap included

Émaillé sur 4 côtés - Anneau trop-plein inclus

Vier Seiten emailiert - Beschlag für Überlaufschutz inklusive

Esmaltado por los cuatro lados - Tachón rebosadero incluido

Эмалированный с 4 сторон - Перелив входит в комплект

PALLET QUANTITY - 100x120x200h: 50

PALLET QUANTITY - 80x120x200h: 36

**BIOKER**



Art. 5156



TEOREMA 60 x 38,5R - 60 x 38,5 Cm - 12 Kg - 3 L.

Lavabo da appoggio o sospeso  
Lay-on or wall-mounted washbasin  
Lavabo à poser ou suspendu  
Aufsatz-oder Hängewaschbecken  
Lavabo de apoyo o suspendido  
Раковина умывальника накладная или подвесная

Fissaggi a muro compresi - Borchia troppo pieno compresa  
Wall attachments included - Overflow cap included  
Fixations murales incluses - Anneau trop-plein inclus  
Wandbefestigungen inklusive - Beschlag für Überlaufschutz inklusive  
Fijación pared incluida - Tachón rebosadero incluido  
Настенные крепления входят в комплект - Перелив входит в комплект

PALLET QUANTITY - 100x120x200h: 31  
PALLET QUANTITY - 80x120x200h: 24

BIOKER

WHITE

COLORS



4149

Art. 5104



TEOREMA 2.0 46R - 46 x 46 Cm - 13 Kg - 3,5 L.

Lavabo da appoggio o sospeso  
Lay-on or wall-mounted washbasin  
Lavabo à poser ou suspendu  
Aufsatz-oder Hängewaschbecken  
Lavabo de apoyo o suspendido  
Раковина умывальника накладная или подвесная

Fissaggi a muro compresi - Borchia troppo pieno compresa  
Wall attachments included - Overflow cap included  
Fixations murales incluses - Anneau trop-plein inclus  
Wandbefestigungen inklusive - Beschlag für Überlaufschutz inklusive  
Fijación pared incluida - Tachón rebosadero incluido  
Настенные крепления входят в комплект - Перелив входит в комплект

PALLET QUANTITY - 100x120x200h: 50  
PALLET QUANTITY - 80x120x200h: 28

BIOKER

WHITE

COLORS



4149 - 3552 - 6153 - 6254 - 6455 - 6356 - 6057 - 3858 - 3959 - 4065

DecorLAB - DecorART



SEV SER SEM SENT SENR  
REV RER REM RENT RENR  
F G E

Art. 5105



TEOREMA 2.0 60R - - 17 Kg - 4 L.

Lavabo da appoggio o sospeso  
Lay-on or wall-mounted washbasin  
Lavabo à poser ou suspendu  
Aufsatz-oder Hängewaschbecken  
Lavabo de apoyo o suspendido  
Раковина умывальника накладная или подвесная

Fissaggi a muro compresi - Borchia troppo pieno compresa  
Wall attachments included - Overflow cap included  
Fixations murales incluses - Anneau trop-plein inclus  
Wandbefestigungen inklusive - Beschlag für Überlaufschutz inklusive  
Fijación pared incluida - Tachón rebosadero incluido  
Настенные крепления входят в комплект - Перелив входит в комплект

PALLET QUANTITY - 100x120x200h: 34  
PALLET QUANTITY - 80x120x200h: 26

BIOKER

WHITE

COLORS



4149 - 3552 - 6153 - 6254 - 6455 - 6356 - 6057 - 3858 - 3959 - 4065

DecorLAB - DecorART




SEV SER SEM SENT SENR  
REV RER REM RENT RENR  
F G E

# Lato muro non smaltato - Wall side not glazed - Non emaille a l'arriere - Seitenwand nicht emaillierte - Lado pared no esmaltado - Со стороны неэмалированной стены

## Art. 5114

- MODELLO REGISTRATO -  
- REGISTERED MODEL -



## TEOREMA 2.0 60 SHELF DX® - 60 x 44 Cm - 16,6 Kg - 2,5 L.

Lavabo da appoggio o sospeso

Lay-on or wall-mounted washbasin

Lavabo à poser ou suspendu

Aufsatz-oder Hängewaschbecken

Lavabo de apoyo o suspendido

Раковина умывальника накладная или подвесная

Fissaggi a muro compresi - Borchia troppo pieno compresa

Wall attachments included - Overflow cap included

Fixations murales incluses - Anneau trop-plein inclus

Wandbefestigungen inklusive - Beschlag für Überlaufschutz inklusive

Fijación pared incluida - Tachón rebosadero incluido

Настенные крепления входят в комплект - Перелив входит в комплект


PALLET QUANTITY - 100x120x200h: 40

PALLET QUANTITY - 80x120x200h: 28


BIOKER

## WHITE

## COLORS




## DecorLAB - DecorART



## Art. 5117

- MODELLO REGISTRATO -  
- REGISTERED MODEL -



## TEOREMA 2.0 60 SHELF SX® - 60 x 44 Cm - 16,6 Kg - 2,5 L.

Lavabo da appoggio o sospeso

Lay-on or wall-mounted washbasin

Lavabo à poser ou suspendu

Aufsatz-oder Hängewaschbecken

Lavabo de apoyo o suspendido

Раковина умывальника накладная или подвесная

Fissaggi a muro compresi - Borchia troppo pieno compresa

Wall attachments included - Overflow cap included

Fixations murales incluses - Anneau trop-plein inclus

Wandbefestigungen inklusive - Beschlag für Überlaufschutz inklusive

Fijación pared incluida - Tachón rebosadero incluido

Настенные крепления входят в комплект - Перелив входит в комплект


PALLET QUANTITY - 100x120x200h: 40

PALLET QUANTITY - 80x120x200h: 28


BIOKER

## WHITE


## COLORS



## DecorLAB - DecorART



## Art. 5110



## TEOREMA 2.0 80R - 80 x 46 Cm - 20 Kg - 5,5 L.

Lavabo da appoggio o sospeso

Lay-on or wall-mounted washbasin

Lavabo à poser ou suspendu

Aufsatz-oder Hängewaschbecken

Lavabo de apoyo o suspendido

Раковина умывальника накладная или подвесная

Fissaggi a muro compresi - Borchia troppo pieno compresa

Wall attachments included - Overflow cap included

Fixations murales incluses - Anneau trop-plein inclus

Wandbefestigungen inklusive - Beschlag für Überlaufschutz inklusive

Fijación pared incluida - Tachón rebosadero incluido

Настенные крепления входят в комплект - Перелив входит в комплект


PALLET QUANTITY - 100x120x200h: 28

PALLET QUANTITY - 80x120x200h: 25


BIOKER

## WHITE

## COLORS




## DecorLAB - DecorART



## Art. 5115

- MODELLO REGISTRATO -  
- REGISTERED MODEL -



## TEOREMA 2.0 80 SHELF DX® - 80 x 44 Cm - 20 Kg - 4 L.

Lavabo da appoggio o sospeso

Lay-on or wall-mounted washbasin

Lavabo à poser ou suspendu

Aufsatz-oder Hängewaschbecken

Lavabo de apoyo o suspendido

Раковина умывальника накладная или подвесная

Fissaggi a muro compresi - Borchia troppo pieno compresa

Wall attachments included - Overflow cap included

Fixations murales incluses - Anneau trop-plein inclus

Wandbefestigungen inklusive - Beschlag für Überlaufschutz inklusive

Fijación pared incluida - Tachón rebosadero incluido

Настенные крепления входят в комплект - Перелив входит в комплект


PALLET QUANTITY - 100x120x200h: 28

PALLET QUANTITY - 80x120x200h: 25


## BIOKER

## WHITE

## COLORS




## DecorLAB - DecorART



## Art. 5118

- MODELLO REGISTRATO -  
- REGISTERED MODEL -



## TEOREMA 2.0 80 SHELF SX® - 80 x 44 Cm - 20 Kg - 4 L.

Lavabo da appoggio o sospeso

Lay-on or wall-mounted washbasin

Lavabo à poser ou suspendu

Aufsatz-oder Hängewaschbecken

Lavabo de apoyo o suspendido

Раковина умывальника накладная или подвесная

Fissaggi a muro compresi - Borchia troppo pieno compresa

Wall attachments included - Overflow cap included

Fixations murales incluses - Anneau trop-plein inclus

Wandbefestigungen inklusive - Beschlag für Überlaufschutz inklusive

Fijación pared incluida - Tachón rebosadero incluido

Настенные крепления входят в комплект - Перелив входит в комплект


PALLET QUANTITY - 100x120x200h: 28

PALLET QUANTITY - 80x120x200h: 25


## BIOKER

## WHITE

## COLORS




## DecorLAB - DecorART



## Art. 5123

- MODELLO REGISTRATO -  
- REGISTERED MODEL -



## TEOREMA 2.0 80 DOUBLE SHELF® - 81 x 44 Cm - 22 Kg - 3 L.

Lavabo da appoggio o sospeso

Lay-on or wall-mounted washbasin

Lavabo à poser ou suspendu

Aufsatz-oder Hängewaschbecken

Lavabo de apoyo o suspendido

Раковина умывальника накладная или подвесная

Fissaggi a muro compresi - Borchia troppo pieno compresa

Wall attachments included - Overflow cap included

Fixations murales incluses - Anneau trop-plein inclus

Wandbefestigungen inklusive - Beschlag für Überlaufschutz inklusive

Fijación pared incluida - Tachón rebosadero incluido

Настенные крепления входят в комплект - Перелив входит в комплект


PALLET QUANTITY - 100x120x200h: 28

PALLET QUANTITY - 80x120x200h: 25


## BIOKER

## WHITE

## COLORS



## DecorLAB - DecorART














## Art. 5106/R-100A

## TEOREMA 2.0 100R A - 100 x 46 Cm - 24 Kg - 7 L.



Lavabo da appoggio o sospeso  
Lay-on or wall-mounted washbasin  
Lavabo à poser ou suspendu  
Aufsatz-oder Hängewaschbecken  
Lavabo de apoyo o suspendido  
Раковина умывальника накладная или подвесная

## WHITE

## COLORS



## DecorART



Fissaggi a muro compresi - Borchia troppo pieno compresa  
Wall attachments included - Overflow cap included  
Fixations murales incluses - Anneau trop-plein inclus  
Wandbefestigungen inklusive - Beschlag für Überlaufschutz inklusive  
Fijación pared incluida - Tachón rebosadero incluido  
Настенные крепления входят в комплект - Перелив входит в комплект

PALLET QUANTITY - 100x120x200h: 20

PALLET QUANTITY - 80x120x200h: 16

## BIOKER


## Art. 5106/R-100B

## TEOREMA 2.0 100R B - 100 x 46 Cm - 24 Kg - 7 L.



Lavabo da appoggio o sospeso  
Lay-on or wall-mounted washbasin  
Lavabo à poser ou suspendu  
Aufsatz-oder Hängewaschbecken  
Lavabo de apoyo o suspendido  
Раковина умывальника накладная или подвесная

## WHITE

## COLORS



## DecorART



Fissaggi a muro compresi - Borchia troppo pieno compresa  
Wall attachments included - Overflow cap included  
Fixations murales incluses - Anneau trop-plein inclus  
Wandbefestigungen inklusive - Beschlag für Überlaufschutz inklusive  
Fijación pared incluida - Tachón rebosadero incluido  
Настенные крепления входят в комплект - Перелив входит в комплект

PALLET QUANTITY - 100x120x200h: 20

PALLET QUANTITY - 80x120x200h: 16

## BIOKER

## Art. 5119


- MODELLO REGISTRATO -  
- REGISTERED MODEL -

## TEOREMA 2.0 100 SHELF DX® - 101 x 46 Cm - 25 Kg - 4 L.



Lavabo da appoggio o sospeso  
Lay-on or wall-mounted washbasin  
Lavabo à poser ou suspendu  
Aufsatz-oder Hängewaschbecken  
Lavabo de apoyo o suspendido  
Раковина умывальника накладная или подвесная

## WHITE

## COLORS



## DecorART



Fissaggi a muro compresi - Borchia troppo pieno compresa  
Wall attachments included - Overflow cap included  
Fixations murales incluses - Anneau trop-plein inclus  
Wandbefestigungen inklusive - Beschlag für Überlaufschutz inklusive  
Fijación pared incluida - Tachón rebosadero incluido  
Настенные крепления входят в комплект - Перелив входит в комплект

PALLET QUANTITY - 100x120x200h: 20

PALLET QUANTITY - 80x120x200h: 16

## BIOKER



Art. 5120

- MODELLO REGISTRATO -  
- REGISTERED MODEL -





TEOREMA 2.0 100 SHELF SX® - 101 x 46 Cm - 25 Kg - 4 L.

Lavabo da appoggio o sospeso  
Lay-on or wall-mounted washbasin  
Lavabo à poser ou suspendu  
Aufsatz-oder Hängewaschbecken  
Lavabo de apoyo o suspendido  
Раковина умывальника накладная или подвесная

Fissaggi a muro compresi - Borchia troppo pieno compresa  
Wall attachments included - Overflow cap included  
Fixations murales incluses - Anneau trop-plein inclus  
Wandbefestigungen inklusive - Beschlag für Überlaufschutz inklusive  
Fijación pared incluida - Tachón rebosadero incluido  
Настенные крепления входят в комплект - Перелив входит в комплект

PALLET QUANTITY - 100x120x200h: 20  
PALLET QUANTITY - 80x120x200h: 16

BIOKER

WHITE

COLORS



DecorART



Art. 5124

- MODELLO REGISTRATO -  
- REGISTERED MODEL -





TEOREMA 2.0 100 DOUBLE SHELF® - 101 x 46 Cm - 25 Kg - 3,7 L.

Lavabo da appoggio o sospeso  
Lay-on or wall-mounted washbasin  
Lavabo à poser ou suspendu  
Aufsatz-oder Hängewaschbecken  
Lavabo de apoyo o suspendido  
Раковина умывальника накладная или подвесная

Fissaggi a muro compresi - Borchia troppo pieno compresa  
Wall attachments included - Overflow cap included  
Fixations murales incluses - Anneau trop-plein inclus  
Wandbefestigungen inklusive - Beschlag für Überlaufschutz inklusive  
Fijación pared incluida - Tachón rebosadero incluido  
Настенные крепления входят в комплект - Перелив входит в комплект

PALLET QUANTITY - 100x120x200h: 20  
PALLET QUANTITY - 80x120x200h: 16

BIOKER

WHITE

COLORS



DecorART



Art. 5142

- MODELLO REGISTRATO -  
- REGISTERED MODEL -





TEOREMA 2.0 101x46 - 101 x 46 Cm - 30 Kg - 5 L.

Lavabo da appoggio o sospeso  
Lay-on or wall-mounted washbasin  
Lavabo à poser ou suspendu  
Aufsatz-oder Hängewaschbecken  
Lavabo de apoyo o suspendido  
Раковина умывальника накладная или подвесная

Fissaggi a muro compresi - Borchia troppo pieno compresa  
Wall attachments included - Overflow cap included  
Fixations murales incluses - Anneau trop-plein inclus  
Wandbefestigungen inklusive - Beschlag für Überlaufschutz inklusive  
Fijación pared incluida - Tachón rebosadero incluido  
Настенные крепления входят в комплект - Перелив входит в комплект

PALLET QUANTITY - 100x120x200h: 20  
PALLET QUANTITY - 80x120x200h: 16

BIOKER

WHITE

COLORS



DecorART




# Lato muro non smaltato - Wall side not glazed - Non emaille a l'arriere - Seitenwand nicht emaillierte - Lado pared no esmaltado - Со стороны неэмалированной стены

## Art. 5107/R-120A

## TEOREMA 2.0 120R A - 120 x 46 Cm - 28 Kg - 8 L.

Lavabo da appoggio o sospeso  
 Lay-on or wall-mounted washbasin  
 Lavabo à poser ou suspendu  
 Aufsatz-oder Hängewaschbecken  
 Lavabo de apoyo o suspendido  
 Раковина умывальника накладная или подвесная



Fissaggi a muro compresi - Borchia troppo pieno compresa  
 Wall attachments included - Overflow cap included  
 Fixations murales incluses - Anneau trop-plein inclus  
 Wandbefestigungen inklusive - Beschlag für Überlaufschutz inklusive  
 Fijación pared incluida - Tachón rebosadero incluido  
 Настенные крепления входят в комплект - Перелив входит в комплект


PALLET QUANTITY - 100x120x200h: 17

PALLET QUANTITY - 80x120x200h: 13


## BIOKER

## WHITE

## COLORS




## DecorART



## Art. 5107/R-120B

## TEOREMA 2.0 120R B - 120 x 46 Cm - 28 Kg - 8 L.

Lavabo da appoggio o sospeso  
 Lay-on or wall-mounted washbasin  
 Lavabo à poser ou suspendu  
 Aufsatz-oder Hängewaschbecken  
 Lavabo de apoyo o suspendido  
 Раковина умывальника накладная или подвесная



Fissaggi a muro compresi - Borchia troppo pieno compresa  
 Wall attachments included - Overflow cap included  
 Fixations murales incluses - Anneau trop-plein inclus  
 Wandbefestigungen inklusive - Beschlag für Überlaufschutz inklusive  
 Fijación pared incluida - Tachón rebosadero incluido  
 Настенные крепления входят в комплект - Перелив входит в комплект


PALLET QUANTITY - 100x120x200h: 17

PALLET QUANTITY - 80x120x200h: 13


## BIOKER

## WHITE

## COLORS



## DecorART




## Art. 5121

- MODELLO REGISTRATO -  
 - REGISTERED MODEL -

## TEOREMA 2.0 120 SHELF DX® - 121 x 46 Cm - 29 Kg - 5,5 L.

Lavabo da appoggio o sospeso  
 Lay-on or wall-mounted washbasin  
 Lavabo à poser ou suspendu  
 Aufsatz-oder Hängewaschbecken  
 Lavabo de apoyo o suspendido  
 Раковина умывальника накладная или подвесная



Fissaggi a muro compresi - Borchia troppo pieno compresa  
 Wall attachments included - Overflow cap included  
 Fixations murales incluses - Anneau trop-plein inclus  
 Wandbefestigungen inklusive - Beschlag für Überlaufschutz inklusive  
 Fijación pared incluida - Tachón rebosadero incluido  
 Настенные крепления входят в комплект - Перелив входит в комплект


PALLET QUANTITY - 100x120x200h: 17

PALLET QUANTITY - 80x120x200h: 13


## BIOKER

## WHITE

## COLORS



## DecorART



Art. 5122

- MODELLO REGISTRATO -  
- REGISTERED MODEL -



#



TEOREMA 2.0 120 SHELF SX® - 121 x 46 Cm - 29 Kg - 5,5 L.

Lavabo da appoggio o sospeso  
Lay-on or wall-mounted washbasin  
Lavabo à poser ou suspendu  
Aufsatz-oder Hängewaschbecken  
Lavabo de apoyo o suspendido  
Раковина умывальника накладная или подвесная

Fissaggi a muro compresi - Borchia troppo pieno compresa  
Wall attachments included - Overflow cap included  
Fixations murales incluses - Anneau trop-plein inclus  
Wandbefestigungen inklusive - Beschlag für Überlaufschutz inklusive  
Fijación pared incluida - Tachón rebosadero incluido  
Настенные крепления входят в комплект - Перелив входит в комплект

PALLET QUANTITY - 100x120x200h: 17  
PALLET QUANTITY - 80x120x200h: 13

BIOKER

WHITE

COLORS



DecorART



Art. 5125

- MODELLO REGISTRATO -  
- REGISTERED MODEL -



#



TEOREMA 2.0 120 DOUBLE SHELF® - 121 x 46 Cm - 29 Kg - 4 L.

Lavabo da appoggio o sospeso  
Lay-on or wall-mounted washbasin  
Lavabo à poser ou suspendu  
Aufsatz-oder Hängewaschbecken  
Lavabo de apoyo o suspendido  
Раковина умывальника накладная или подвесная

Fissaggi a muro compresi - Borchia troppo pieno compresa  
Wall attachments included - Overflow cap included  
Fixations murales incluses - Anneau trop-plein inclus  
Wandbefestigungen inklusive - Beschlag für Überlaufschutz inklusive  
Fijación pared incluida - Tachón rebosadero incluido  
Настенные крепления входят в комплект - Перелив входит в комплект

PALLET QUANTITY - 100x120x200h: 17  
PALLET QUANTITY - 80x120x200h: 13

BIOKER

WHITE

COLORS



DecorART



Art. 5143

#



#



TEOREMA 2.0 121x46 - 121,5 x 46 Cm - 33 Kg - 7 L.

Lavabo da appoggio o sospeso  
Lay-on or wall-mounted washbasin  
Lavabo à poser ou suspendu  
Aufsatz-oder Hängewaschbecken  
Lavabo de apoyo o suspendido  
Раковина умывальника накладная или подвесная

Fissaggi a muro compresi - Borchia troppo pieno compresa  
Wall attachments included - Overflow cap included  
Fixations murales incluses - Anneau trop-plein inclus  
Wandbefestigungen inklusive - Beschlag für Überlaufschutz inklusive  
Fijación pared incluida - Tachón rebosadero incluido  
Настенные крепления входят в комплект - Перелив входит в комплект

PALLET QUANTITY - 100x120x200h: 17  
PALLET QUANTITY - 80x120x200h: 13

BIOKER

WHITE

COLORS



DecorART



# Lato muro non smaltato - Wall side not glazed - Non emaille a l'arriere - Seitenwand nicht emaillierte - Lado pared no esmaltado - Со стороны неэмалированной стены








**Art. 5158/R-140/A**

- MODELLO REGISTRATO -  
- REGISTERED MODEL -

**TEOREMA 2.0 140R - A - 140 x 46 Cm - 36,5 Kg - 8 L.**

Lavabo da appoggio o sospeso  
Lay-on or wall-mounted washbasin  
Lavabo à poser ou suspendu  
Aufsatz-oder Hängewaschbecken  
Lavabo de apoyo o suspendido  
Раковина умывальника накладная или подвесная

**WHITE****COLORS**

#



140

46

Fissaggi a muro compresi - Borchia troppo pieno compresa  
Wall attachments included - Overflow cap included  
Fixations murales incluses - Anneau trop-plein inclus  
Wandbefestigungen inklusive - Beschlag für Überlaufschutz inklusive  
Fijación pared incluida - Tachón rebosadero incluido  
Настенные крепления входят в комплект - Перелив входит в комплект

PALLET QUANTITY - 100x120x200h: 18


PALLET QUANTITY - 80x120x200h: 13

**BIOKER****Art. 5158/R-140/B**

- MODELLO REGISTRATO -  
- REGISTERED MODEL -

**TEOREMA 2.0 140R - B - 140 x 46 Cm - 36,5 Kg - 8 L.**

Lavabo da appoggio o sospeso  
Lay-on or wall-mounted washbasin  
Lavabo à poser ou suspendu  
Aufsatz-oder Hängewaschbecken  
Lavabo de apoyo o suspendido  
Раковина умывальника накладная или подвесная

**WHITE****COLORS**

#



140

46

Fissaggi a muro compresi - Borchia troppo pieno compresa  
Wall attachments included - Overflow cap included  
Fixations murales incluses - Anneau trop-plein inclus  
Wandbefestigungen inklusive - Beschlag für Überlaufschutz inklusive  
Fijación pared incluida - Tachón rebosadero incluido  
Настенные крепления входят в комплект - Перелив входит в комплект

PALLET QUANTITY - 100x120x200h: 18


PALLET QUANTITY - 80x120x200h: 13

**BIOKER****Art. 5116**

- MODELLO REGISTRATO -  
- REGISTERED MODEL -

**TEOREMA 2.0 141 x 46 - 141,5 x 46 Cm - 36,5 Kg - 7 L.**

Lavabo da appoggio o sospeso  
Lay-on or wall-mounted washbasin  
Lavabo à poser ou suspendu  
Aufsatz-oder Hängewaschbecken  
Lavabo de apoyo o suspendido  
Раковина умывальника накладная или подвесная

**WHITE****COLORS**

#



141.5

46


Fissaggi a muro compresi - Borchia troppo pieno compresa  
Wall attachments included - Overflow cap included  
Fixations murales incluses - Anneau trop-plein inclus  
Wandbefestigungen inklusive - Beschlag für Überlaufschutz inklusive  
Fijación pared incluida - Tachón rebosadero incluido  
Настенные крепления входят в комплект - Перелив входит в комплект

PALLET QUANTITY - 100x120x200h: 18

PALLET QUANTITY - 80x120x200h: 13

**BIOKER**









**Art. 5108**

**TEOREMA 2.0 45A BUILT-IN** - 45 x 44 Cm - 14 Kg - 3,5 L.

Lavabo da incasso  
Built-in washbasin  
Lavabo encastré  
Einbauwaschbecken  
Lavabo de encaje  
Раковина умывальника встраиваемая

Borchia troppo pieno compresa  
Overflow cap included  
Anneau trop-plein inclus  
Beschlag für Überlaufschutz inklusive  
Tachón rebosadero incluido  
Перелив входит в комплект

PALLET QUANTITY - 100x120x200h: 50  
PALLET QUANTITY - 80x120x200h: 28

**BIOKER**

**WHITE**

**COLORS**



41 49

**DecorLAB - DecorART**





**Art. 5109**

**TEOREMA 2.0 60A BUILT-IN** - 60 x 44 Cm - 18 Kg - 4,5 L.

Lavabo da incasso  
Built-in washbasin  
Lavabo encastré  
Einbauwaschbecken  
Lavabo de encaje  
Раковина умывальника встраиваемая

Borchia troppo pieno compresa  
Overflow cap included  
Anneau trop-plein inclus  
Beschlag für Überlaufschutz inklusive  
Tachón rebosadero incluido  
Перелив входит в комплект

PALLET QUANTITY - 100x120x200h: 34  
PALLET QUANTITY - 80x120x200h: 26

**BIOKER**

**WHITE**


**COLORS**



41 49

**DecorLAB - DecorART**





**Art. 5130**

**TEOREMA 2.0 45x36** - 45 x 36 Cm - 12 Kg - 4 L.

Lavabo da incasso  
Built-in washbasin  
Lavabo encastré  
Einbauwaschbecken  
Lavabo de encaje  
Раковина умывальника встраиваемая



Borchia troppo pieno compresa  
Overflow cap included  
Anneau trop-plein inclus  
Beschlag für Überlaufschutz inklusive  
Tachón rebosadero incluido  
Перелив входит в комплект

PALLET QUANTITY - 100x120x200h: 50  
PALLET QUANTITY - 80x120x200h: 28

**BIOKER**

**WHITE**

**COLORS**



41 49



Art. 5131



TEOREMA 2.0 60x36 - 60 x 36 Cm - 14 Kg - 5 L.

Lavabo da incasso  
Built-in washbasin  
Lavabo encastré  
Einbauwaschbecken  
Lavabo de encaje  
Раковина умывальника встраиваемая



Borchia troppo pieno compresa  
Overflow cap included  
Anneau trop-plein inclus  
Beschlag für Überlaufschutz inklusive  
Tachón rebosadero incluido  
Перелив входит в комплект

PALLET QUANTITY - 100x120x200h: 31  
PALLET QUANTITY - 80x120x200h: 24

BIOKER

WHITE

COLORS



Art. 5132



TEOREMA 2.0 80x36 - 80 x 36 Cm - 19 Kg - 6 L.

Lavabo da incasso  
Built-in washbasin  
Lavabo encastré  
Einbauwaschbecken  
Lavabo de encaje  
Раковина умывальника встраиваемая



Borchia troppo pieno compresa  
Overflow cap included  
Anneau trop-plein inclus  
Beschlag für Überlaufschutz inklusive  
Tachón rebosadero incluido  
Перелив входит в комплект

PALLET QUANTITY - 100x120x200h: 30  
PALLET QUANTITY - 80x120x200h: 16


BIOKER

WHITE

COLORS




Art. 5133



TEOREMA 2.0 100x36 - 100 x 36 Cm - 23 Kg - 8,5 L.

Lavabo da incasso  
Built-in washbasin  
Lavabo encastré  
Einbauwaschbecken  
Lavabo de encaje  
Раковина умывальника встраиваемая




Borchia troppo pieno compresa  
Overflow cap included  
Anneau trop-plein inclus  
Beschlag für Überlaufschutz inklusive  
Tachón rebosadero incluido  
Перелив входит в комплект

PALLET QUANTITY - 100x120x200h: 24  
PALLET QUANTITY - 80x120x200h: 16

BIOKER

WHITE


COLORS



Art. 5153


**TEOREMA 2.0 120x36** - 120 x 36 Cm - 26 Kg - 13,5 L.

Lavabo da incasso  
 Built-in washbasin  
 Lavabo encastré  
 Einbauwaschbecken  
 Lavabo de encaje  
 Раковина умывальника встраиваемая



WHITE

COLORS



Borchia troppo pieno compresa  
 Overflow cap included  
 Anneau trop-plein inclus  
 Beschlag für Überlaufschutz inklusive  
 Tachón rebosadero incluido  
 Перелив входит в комплект

PALLET QUANTITY - 100x120x200h: 20  
 PALLET QUANTITY - 80x120x200h: 16

BIOKER

Art. 5134


**TEOREMA 2.0 45x36S** - 45 x 36 Cm - 12 Kg - 4 L.

Lavabo sottopiano  
 Under-top washbasin  
 Lavabo encastré par dessous  
 Unterbauwaschbecken  
 Lavabo bajo encimera  
 Раковина умывальника под столешницу



WHITE

COLORS



Borchia troppo pieno compresa  
 Overflow cap included  
 Anneau trop-plein inclus  
 Beschlag für Überlaufschutz inklusive  
 Tachón rebosadero incluido  
 Перелив входит в комплект

PALLET QUANTITY - 100x120x200h: 50  
 PALLET QUANTITY - 80x120x200h: 28

BIOKER

Art. 5135


**TEOREMA 2.0 60x36S** - 60 x 36 Cm - 14 Kg - 5 L.

Lavabo sottopiano  
 Under-top washbasin  
 Lavabo encastré par dessous  
 Unterbauwaschbecken  
 Lavabo bajo encimera  
 Раковина умывальника под столешницу



WHITE

COLORS



Borchia troppo pieno compresa  
 Overflow cap included  
 Anneau trop-plein inclus  
 Beschlag für Überlaufschutz inklusive  
 Tachón rebosadero incluido  
 Перелив входит в комплект

PALLET QUANTITY - 100x120x200h: 31  
 PALLET QUANTITY - 80x120x200h: 24

BIOKER





TEOREMA 2.0


Art. 5136

**TEOREMA 2.0 80x36S** - 80 x 36 Cm - 19 Kg - 6 L.

Lavabo sottopiano  
Under-top washbasin  
Lavabo encastré par dessous  
Unterbauwaschbecken  
Lavabo bajo encimera  
Раковина умывальника под столешницу

WHITE

COLORS



41

49



Borchia troppo pieno compresa  
Overflow cap included  
Anneau trop-plein inclus  
Beschlag für Überlaufschutz inklusive  
Tachón rebosadero incluido  
Перелив входит в комплект

PALLET QUANTITY - 100x120x200h: 30

PALLET QUANTITY - 80x120x200h: 16

BIOKER


Art. 5137

**TEOREMA 2.0 100x36S** - 100 x 36 Cm - 23 Kg - 8,5 L.

Lavabo sottopiano  
Under-top washbasin  
Lavabo encastré par dessous  
Unterbauwaschbecken  
Lavabo bajo encimera  
Раковина умывальника под столешницу

WHITE

COLORS



41

49



Borchia troppo pieno compresa  
Overflow cap included  
Anneau trop-plein inclus  
Beschlag für Überlaufschutz inklusive  
Tachón rebosadero incluido  
Перелив входит в комплект

PALLET QUANTITY - 100x120x200h: 24

PALLET QUANTITY - 80x120x200h: 16

BIOKER


Art. 5154

**TEOREMA 2.0 120x36S** - 120 x 36 Cm - 26 Kg - 13,5 L.

Lavabo sottopiano  
Under-top washbasin  
Lavabo encastré par dessous  
Unterbauwaschbecken  
Lavabo bajo encimera  
Раковина умывальника под столешницу

WHITE

COLORS



41

49




Borchia troppo pieno compresa  
Overflow cap included  
Anneau trop-plein inclus  
Beschlag für Überlaufschutz inklusive  
Tachón rebosadero incluido  
Перелив входит в комплект

PALLET QUANTITY - 100x120x200h: 20

PALLET QUANTITY - 80x120x200h: 16

BIOKER

CONSOLE FOR WASHBASIN		
	Consolle per lavabo	
	Console for washbasin	
	Console pour lavabo	
	Konsole für waschbecken	
	Consolle para lavabo	
	Подставка под раковину умывальника	
Art. 10060 - L 58 P 44,5 H 76 Cm	Per - For - Pour - Für - Para - Для: Art.: 5105	
		CR <input type="radio"/>
		NROP <input checked="" type="radio"/>
Art. 10061 - L 78 P 44,5 H 76 Cm	Per - For - Pour - Für - Para - Для: Art.: 5110	
		CR <input type="radio"/>
		NROP <input checked="" type="radio"/>
Art. 10062 - L 98 P 44,5 H 76 Cm	Per - For - Pour - Für - Para - Для: Art.: 5106/R-100/A - /B - Art.: 5119 - Art.: 5120 - Art.: 5124 - Art.: 5142	
		CR <input type="radio"/>
		NROP <input checked="" type="radio"/>
Art. 10063 - L 118 P 44,5 H 76 Cm	Per - For - Pour - Für - Para - Для: Art.: 5107/R-120/A - /B - Art.: 5121 - Art.: 5122 - Art.: 5125 - Art.: 5143	
		CR <input type="radio"/>
		NROP <input checked="" type="radio"/>
Art. 10064 - L 58 P 42 H 76 Cm	Per - For - Pour - Für - Para - Для: Art.: 5114 - Art.: 5117	
		CR <input type="radio"/>
		NROP <input checked="" type="radio"/>
Art. 10065 - L 78 P 42 H 76 Cm	Per - For - Pour - Für - Para - Для: Art.: 5115 - Art.: 5118 - Art.: 5123	
		CR <input type="radio"/>
		NROP <input checked="" type="radio"/>







## TOWEL BAR



Porta asciugamani  
Towel bar  
Porte-Serviettes  
Handtuchhalter  
Toallero  
Держатель полотенец

Art. 10041 - L 45 Cm

Per - For - Pour - Für - Para - Для: Art.: 5104

CR

NROP

Art. 10042 - L 59 Cm

Per - For - Pour - Für - Para - Для: Art.: 5105 - Art.: 5114 - Art.: 5117 - Art.: 5116 (x2)

CR

NROP

Art. 10043 - L 79 Cm

Per - For - Pour - Für - Para - Для: Art.: 5110 - Art.: 5115 - Art.: 5118 - Art.: 5123

CR

NROP

Art. 10045 - L 98 Cm

Per - For - Pour - Für - Para - Для: Art.: 5106/R-100/A - /B - Art.: 5119 - Art.: 5120 - Art.: 5124 - Art.: 5142

CR

NROP

Art. 10046 - L 118 Cm

Per - For - Pour - Für - Para - Для: Art.: 5107/R-120/A - /B - Art.: 5121 - Art.: 5122 - Art.: 5125 - Art.: 5143

CR

NROP

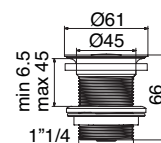
Art. 10034



Piletta lavabo da 1"1/4  
con troppo pieno integrato  
1"1/4 washbasin waste with overflow  
Bonde lavabo de 1"1/4 avec trop-plein intégré  
Waschbeckenabfluss 1"1/4 mit integriertem Überlaufschutz  
Desagüe lavabo de 1"1/4 con rebosadero integrado  
Донный клапан для умывальника 1"1/4 с интегрированным переливом

CR

NROP



Art. 10010/C



Scarico automatico 1"1/4 click-clack, tappo grande  
Automatic pop-waste 1" 1/4 click-clack, big plug  
Bonde clic-clac, grand debit  
Automatischer ablauf click-clack, crosser stöpsel  
Valvula automática 1" 1/4 click-clack, tapón grande  
Слив автоматический: клапан 1"1/4, большая пробка

CR / NROP + WHITE

ORS + WHITE

CR / NROP + COLORS

ORS + COLORS



Art. 7026

TEOREMA 2.0 BATHTUB 170 - 170 x 75 x h 60 Cm - 68 Kg

Vasca  
Bathtub  
Baignoire  
Wanne  
Bañera  
Ванна


WHITE GLOSSY

WHITE MATT

COLORS



- \* Solo esterno
- \* Only external
- \* Seulement extérieur
- \* Nur extern
- \* Solo externo
- \* Только внешний









# Teorema 2.0 - PLUS

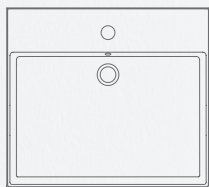
Caratterizzata da rigore, eleganza e semplicità, mantenendo nel tempo la stessa essenza di design, TEOREMA ha vissuto la prima evoluzione con la versione 2.0 che ne ha determinato un sostanziale alleggerimento dei bordi che oggi raggiungono una misura di soli 6 mm. Oggi TEOREMA 2.0 si presenta anche nella versione PLUS con dimensioni più generose e un'altezza del lavabo ridotta. Sei nuove proposte di lavabo dall'aspetto più slim ma con maggiore aggetto dalla parete per una migliore facilità di approccio. I nuovi lavabi TEOREMA 2.0 PLUS, infatti, misurano 53 Cm di profondità per un'altezza di 12 Cm. Con queste dimensioni e con lo scarico spostato verso il lato muro, la collezione diventa "senza barriere", consentendone la certificazione anche nell'ambito dei prodotti utilizzabili dai disabili.

The line is characterized by rigour, elegance and simplicity and has maintained the same design over time. The 2.0 version represents the first evolution of TEOREMA with lightened edges of only 6 mm. TEOREMA 2.0 also comes in a PLUS version with larger dimensions and reduced height. The proposal includes six new washbasins with a slimmer design, but with a greater projection from the wall for a more comfortable use. The new TEOREMA 2.0 PLUS washbasins are 53 Cm deep and 12 Cm high.

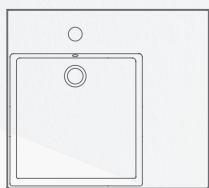
With these dimensions and with the drain moved to the wall side, the collection is "barrier-free" and is certified as a suitable product for disabled users.

DESIGN  
GIOVANNI CALISTI  
STUDIO TECNICO SCARABEO


## 60 Cm



TEOREMA 2.0-PLUS 60R  
Art. 5146 - Pag. 142

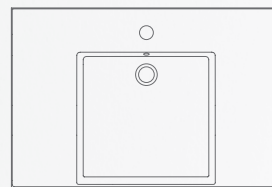


TEOREMA 2.0 PLUS 60 SHELF DX\*  
Art. 5147 - Pag. 142

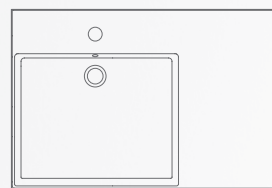


TEOREMA 2.0 PLUS 60 SHELF SX\*  
Art. 5148 - Pag. 142

## 80 Cm



TEOREMA 2.0 PLUS 80 DOUBLE SHELF\*  
Art. 5151 - Pag. 145



TEOREMA 2.0 PLUS 80 SHELF DX\*  
Art. 5149 - Pag. 145



TEOREMA 2.0 PLUS 80 SHELF SX\*  
Art. 5150 - Pag. 145







# WC BIDET ABBINABILI

MATCHING WCS AND BIDETS - WC ET BIDET COMBINABLES  
KOMBINIERBARE WCS UND BIDETS - WC BIDÉ COMBINABLES  
УНИТАЗЫ БИДЕ КОМБИНИРУЕМЫЕ



P\_45

Art. 5201/TW - 50,5 x 36 - TWIST  
Art. 5202 - 50,5 x 36



P\_46

Art. 5203/TW - 55 x 36 - TWIST  
Art. 5204 - 55 x 36



P\_47

Art. 5205/TW - 55 x 36 - TWIST  
Art. 5206 - 55 x 36



P\_69

Art. 5520/CL - 50,5 x 36 - CLEAN FLUSH  
Art. 5521 - 50,5 x 36



P\_74

Art. 5524/CL - 45 x 35 - CLEAN FLUSH  
Art. 5525 - 45 x 35



P\_70

Art. 5522/CL - 54,5 x 36 - CLEAN FLUSH  
Art. 5523 - 54,5 x 36



P\_73

Art. 5526/CL - 66 x 36 - CLEAN FLUSH  
Art. 5527 - 36 x 15 - CISTERN



P\_99

Art. 5126/TW - 52 x 36 - TWIST  
Art. 5126/CL - 52 x 36 - CLEAN FLUSH  
Art. 5127 - 52 x 36



P\_100

Art. 5138/CL - 55 x 36 - CLEAN FLUSH  
Art. 5139 - 55 x 36



P\_102

Art. 5140/CL - 66 x 36 - CLEAN FLUSH  
Art. 5141 - 35 x 15 - CISTERN



P\_153

Art. 8812 - 53,5 x 36  
Art. 8812/CL - 53,5 x 36 - CLEAN FLUSH  
Art. 8813 - 53,5 x 36  
Art. 8815 - 40 x 29 - KIDS WC




## Art. 5146

- MODELLO REGISTRATO -  
- REGISTERED MODEL -



#



## TEOREMA 2.0 PLUS 60R - 60 x 53,5 Cm - 17 Kg - 8 L.

Lavabo da appoggio o sospeso

Lay-on or wall-mounted washbasin

Lavabo à poser ou suspendu

Aufsatz-oder Hängewaschbecken

Lavabo de apoyo o suspendido

Раковина умывальника накладная или подвесная

Fissaggi a muro compresi - Borchia troppo pieno compresa

Wall attachments included - Overflow cap included

Fixations murales incluses - Anneau trop-plein inclus

Wandbefestigungen inklusive - Beschlag für Überlaufschutz inklusive

Fijación pared incluida - Tachón rebosadero incluido


Настенные крепления входят в комплект - Перелив входит в комплект

PALLET QUANTITY - 100x120x200h: 34

PALLET QUANTITY - 80x120x200h: 26

## WHITE

## COLORS




## BIOKER

## Art. 5147

- MODELLO REGISTRATO -  
- REGISTERED MODEL -



#



## TEOREMA 2.0 PLUS 60 SHELF DX® - 60 x 53,5 Cm - 18 Kg - 5 L.

Lavabo da appoggio o sospeso

Lay-on or wall-mounted washbasin

Lavabo à poser ou suspendu

Aufsatz-oder Hängewaschbecken

Lavabo de apoyo o suspendido

Раковина умывальника накладная или подвесная

Fissaggi a muro compresi - Borchia troppo pieno compresa

Wall attachments included - Overflow cap included

Fixations murales incluses - Anneau trop-plein inclus

Wandbefestigungen inklusive - Beschlag für Überlaufschutz inklusive

Fijación pared incluida - Tachón rebosadero incluido


Настенные крепления входят в комплект - Перелив входит в комплект

PALLET QUANTITY - 100x120x200h: 34

PALLET QUANTITY - 80x120x200h: 26

## WHITE

## COLORS




## BIOKER

## Art. 5148

- MODELLO REGISTRATO -  
- REGISTERED MODEL -



#



## TEOREMA 2.0 PLUS 60 SHELF SX® - 60 x 53,5 Cm - 18 Kg - 5 L.

Lavabo da appoggio o sospeso

Lay-on or wall-mounted washbasin

Lavabo à poser ou suspendu

Aufsatz-oder Hängewaschbecken

Lavabo de apoyo o suspendido

Раковина умывальника накладная или подвесная

Fissaggi a muro compresi - Borchia troppo pieno compresa

Wall attachments included - Overflow cap included

Fixations murales incluses - Anneau trop-plein inclus

Wandbefestigungen inklusive - Beschlag für Überlaufschutz inklusive

Fijación pared incluida - Tachón rebosadero incluido


Настенные крепления входят в комплект - Перелив входит в комплект

PALLET QUANTITY - 100x120x200h: 34

PALLET QUANTITY - 80x120x200h: 26

## WHITE

## COLORS



## BIOKER





## Art. 5151

- MODELLO REGISTRATO -  
- REGISTERED MODEL -



#



## TEOREMA 2.0 PLUS 80 DOUBLE SHELF® - 80 x 53,5 Cm - 24 Kg - 5,5 L.

Lavabo da appoggio o sospeso

Lay-on or wall-mounted washbasin

Lavabo à poser ou suspendu

Aufsatz-oder Hängewaschbecken

Lavabo de apoyo o suspendido

Раковина умывальника накладная или подвесная

Fissaggi a muro compresi - Borchia troppo pieno compresa

Wall attachments included - Overflow cap included

Fixations murales incluses - Anneau trop-plein inclus

Wandbefestigungen inklusive - Beschlag für Überlaufschutz inklusive

Fijación pared incluida - Tachón rebosadero incluido


Настенные крепления входят в комплект - Перелив входит в комплект

PALLET QUANTITY - 100x120x200h: 28

PALLET QUANTITY - 80x120x200h: 21

## WHITE

## COLORS



## BIOKER

## Art. 5149

- MODELLO REGISTRATO -  
- REGISTERED MODEL -



#



## TEOREMA 2.0 PLUS 80 SHELF DX® - 80 x 53,5 Cm - 24 Kg - 6,5 L.

Lavabo da appoggio o sospeso

Lay-on or wall-mounted washbasin

Lavabo à poser ou suspendu

Aufsatz-oder Hängewaschbecken

Lavabo de apoyo o suspendido

Раковина умывальника накладная или подвесная

Fissaggi a muro compresi - Borchia troppo pieno compresa

Wall attachments included - Overflow cap included

Fixations murales incluses - Anneau trop-plein inclus

Wandbefestigungen inklusive - Beschlag für Überlaufschutz inklusive

Fijación pared incluida - Tachón rebosadero incluido


Настенные крепления входят в комплект - Перелив входит в комплект

PALLET QUANTITY - 100x120x200h: 28

PALLET QUANTITY - 80x120x200h: 21

## WHITE

## COLORS



## BIOKER

## Art. 5150

- MODELLO REGISTRATO -  
- REGISTERED MODEL -



#



## TEOREMA 2.0 PLUS 80 SHELF SX® - 80 x 53,5 Cm - 24 Kg - 6,5 L.

Lavabo da appoggio o sospeso

Lay-on or wall-mounted washbasin

Lavabo à poser ou suspendu

Aufsatz-oder Hängewaschbecken

Lavabo de apoyo o suspendido

Раковина умывальника накладная или подвесная

Fissaggi a muro compresi - Borchia troppo pieno compresa

Wall attachments included - Overflow cap included

Fixations murales incluses - Anneau trop-plein inclus

Wandbefestigungen inklusive - Beschlag für Überlaufschutz inklusive

Fijación pared incluida - Tachón rebosadero incluido


Настенные крепления входят в комплект - Перелив входит в комплект

PALLET QUANTITY - 100x120x200h: 28

PALLET QUANTITY - 80x120x200h: 21

## WHITE

## COLORS



## BIOKER












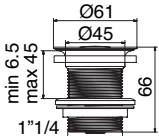
Art. 10034




Piletta lavabo da 1"1/4  
con troppo pieno integrato  
1"1/4 washbasin waste with overflow  
Bonde lavabo de 1"1/4 avec trop-plein intégré  
Waschbeckenabfluss 1"1/4 mit integriertem Überlaufschutz  
Desagüe lavabo de 1"1/4 con rebosadero integrado  
Донный клапан для умывальника 1"1/4 с интегрированным переливом

CR 



NROP 






Art. 10010/C





Scarico automatico 1"1/4 click-clack, tappo grande  
Automatic pop-waste 1" 1/4 click-clack, big plug  
Bonde clic-clac, grand debit  
Automatischer ablauf click-clack, crosser stöpsel  
Valvula automática 1" 1/4 click-clack, tapón grande  
Слив автоматический: клапан 1"1/4, большая пробка


CR  / NROP  + WHITE

ORS  + WHITE

CR  / NROP  + COLORS

ORS  + COLORS

  
41

  
49



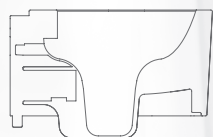




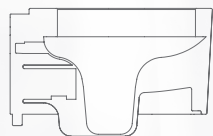


BUCKET

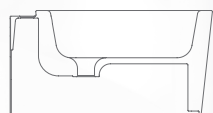
## WC - BIDET



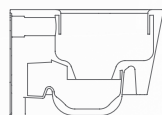
CLEAN FLUSH HUNG WC  
Art. 8812/CL - Pag. 153



HUNG WC  
Art. 8812 - Pag. 153



HUNG BIDET  
Art. 8813 - Pag. 153



HUNG WC - KIDS  
Art. 8815 - Pag. 154



**DESIGN PLUS**

La serie Bucket si distingue per le sue forme che richiamano il tema del secchio/ secchiello, qui declinato in diverse dimensioni e decori. L'oggetto, simbolo del gioco e della semplicità, si trasforma in complemento per il bagno diventando lavabo o lavamano, dove il manico ha la funzione di portasciugamano sia nella versione con attacco a parete sia in quella d'appoggio.

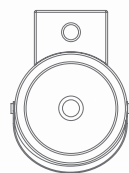
BUCKET line distinguishes itself by its shape bringing to mind just the bucket, in different sizes and decorations. This objet symbolizing the game and the simplicity turns into an essential part of the bathroom becoming wash basin or hand basin where the handle is a towel rail (both for the wall hung and for the supported basins).

DESIGN GIOVANNA TALOCCI

## 30-35 Cm



BUCKET 30  
Art. 8801 - Pag. 158



BUCKET 30R  
Art. 8802 - Pag. 158

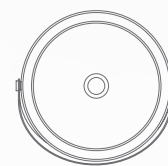


BUCKET 35 h 22  
Art. 8808 - Pag. 161

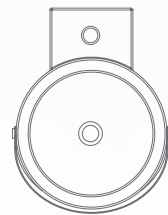


BUCKET 35 h 6  
Art. 8811 - Pag. 162

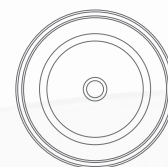
## 40-50 Cm



BUCKET 40  
Art. 8803 - Pag. 158




BUCKET 40R  
Art. 8804 - Pag. 162



BUCKET 42 h 22  
Art. 8807 - Pag. 161



BUCKET 42 h 6  
Art. 8810 - Pag. 162



BUCKET 50 h 6  
Art. 8809 - Pag. 162

BUCKET DECORATIONS  
Pag. 165

BUCKET ACCESORIES  
Pag. 170



BUCKET




## Art. 8812/CL

## BUCKET CLEAN FLUSH HUNG WC - 53,5 x 36 Cm - 20 Kg

Wc Sospeso  
Wall-mounted WC  
Cuvette suspendue  
Hänge-WC  
Inodoro suspendido  
Унитаз подвесной



WHITE



Senza staffe - Aggiungere fissaggio rapido  
Without fixing set - Add quick fixing kit  
Sans équerres - Ajouter fixation rapide  
Ohne befestigungselemente und bügel - Schnellverbindung hinzufügen  
Sin soportes - Añadir fijación rápida  
Без скоб - Дополнительное набор быстрого монтажа

PALLET QUANTITY - 100x120x200h: 20+CW

PALLET QUANTITY - 80x120x200h: 14+CW

BIOKER


## Art. 8812

## BUCKET HUNG WC - 53,5 x 36 Cm - 20 Kg

Wc Sospeso  
Wall-mounted WC  
Cuvette suspendue  
Hänge-WC  
Inodoro suspendido  
Унитаз подвесной



WHITE



Senza staffe - Aggiungere fissaggio rapido  
Without fixing set - Add quick fixing kit  
Sans équerres - Ajouter fixation rapide  
Ohne befestigungselemente und bügel - Schnellverbindung hinzufügen  
Sin soportes - Añadir fijación rápida  
Без скоб - Дополнительное набор быстрого монтажа

PALLET QUANTITY - 100x120x200h: 20+CW

PALLET QUANTITY - 80x120x200h: 14+CW

BIOKER

## Art. 8813

## BUCKET HUNG BIDET - 53,5 x 36 Cm - 20 Kg

Bidet sospeso  
Wall-mounted bidet  
Bidet suspendu  
Hänge-Bidet  
Bidet suspendido  
Биде подвесное

WHITE



Senza staffe - Aggiungere fissaggio rapido  
Borchia troppo pieno compresa  
Without fixing set - Add quick fixing kit  
Overflow cap included  
Sans équerres - Ajouter fixation rapide  
Anneau trop-plein inclus  
Ohne befestigungselemente und bügel - Schnellverbindung hinzufügen  
Beschlag für Überlaufschutz inklusive  
Sin soportes - Añadir fijación rápida  
Tachón rebosadero incluido  
Без скоб - Дополнительное набор быстрого монтажа  
Перелив входит в комплект



PALLET QUANTITY - 100x120x200h: 24

PALLET QUANTITY - 80x120x200h: 16


BIOKER




Art. 8815		BUCKET HUNG WC - KIDS - 40 x 29 Cm - 20 Kg	
			WHITE
			
#			
		Senza staffe - Aggiungere fissaggio rapido	
		Without fixing set - Add quick fixing kit	
		Sans équerres - Ajouter fixation rapide	
		Ohne befestigungselemente und bügel - Schnellverbindung hinzufügen	
		Sin soportes - Añadir fijación rápida	
		Без скоб - Дополнительное набор быстрого монтажа	
		PALLET QUANTITY - 100x120x200h: 40+CW	
		PALLET QUANTITY - 80x120x200h: 30+CW	
		BIOKER	

+ Art. 10050/A - STANDARD		+ Art. 10050/B - WB9 2.0 CLICK SYSTEM	
			
Fissaggio Rapido per Sanitari		Fissaggio Rapido per Sanitari	
Quick fixing kit for sanitary fittings		Quick fixing kit for sanitary fittings	
Fixation rapide pour sanitaires		Fixation rapide pour sanitaires	
Schnellverbindung für Sanitäranlagen		Schnellverbindung für Sanitäranlagen	
Fijación rápida para sanitarios		Fijación rápida para sanitarios	
Набор быстрого монтажа для сантехники		Набор быстрого монтажа для сантехники	

Art. 8814/A		BUCKET SEAT COVER	
			WHITE
Sedile per Wc in termoindurente		Con cerniere cromate - Sgancio rapido	
Seat cover Wc in termosetting resin		With chromed Kit - Rapid lift system	
Abattant wc en matière thermodurcissable		Charnières chromées - Décrochage rapide	
WC-deckel Duroplas		Mit scharniere chrom - Schnellbefestigung	
Asiento para inodoro en material termoenduracido		Bisagras cromadas - Desenganche rápido	
Сиденье унитаза из термореактивного полимера		С хромированными шарнирами - Быстрое отсоединение	
Art. 8814/B		BUCKET SEAT COVER	
			WHITE
Sedile per Wc in termoindurente		Con cerniera rallentata - Sgancio rapido	
Seat cover Wc in termosetting resin		With soft close system - Rapid lift system	
Abattant wc en matière thermodurcissable		Charnieres avec frein de chute - Décrochage rapide	
WC-deckel Duroplas		Mit sanft abgebremsten scharnieren - Schnellbefestigung	
Asiento para inodoro en material termoenduracido		Con caída amortiguada - Desenganche rápido	
Сиденье унитаза из термореактивного полимера		С микролифтом - Быстрое отсоединение	

Art. 8816/A		BUCKET SEAT COVER - KIDS	
		WHITE	
		Con cerniere cromate	
Sedile per Wc		With chromed Kit	
Seat cover Wc		Charnières chromées	
Abattant wc		Mit scharniere chrom	
WC-deckel		Bisagras cromadas	
Asiento para inodoro		С хромированными шарнирами	
Сиденье унитаза			

Art. 10005		FIXING SET	
		--	
Staffe di montaggio Wc e bidet			
Fixing attachments for Wc and bidet			
Supports de montage pour cuvette et bidets suspendus			
Montagebügel Für Hänge-wc und bidet			
Soportes de montaje inodoro y bidé			
Монтажные кронштейны для унитаза и биде			

# Lato muro non smaltato - Wall side not glazed - Non emaille a l'arriere - Seitenwand nicht emaillierte - Lado pared no esmaltado - Со стороны неэмалированной стены





BUCKET



# WC BIDET ABBINABILI

MATCHING WCS AND BIDETS - WC ET BIDET COMBINABLES  
KOMBINIERBARE WCS UND BIDETS - WC BIDÉ COMBINABLES  
УНИТАЗЫ БИДЕ КОМБИНИРУЕМЫЕ



P\_45

Art. 5201/TW - 50,5 x 36 - TWIST  
Art. 5202 - 50,5 x 36



P\_46

Art. 5203/TW - 55 x 36 - TWIST  
Art. 5204 - 55 x 36



P\_47

Art. 5205/TW - 55 x 36 - TWIST  
Art. 5206 - 55 x 36



P\_69

Art. 5520/CL - 50,5 x 36 - CLEAN FLUSH  
Art. 5521 - 50,5 x 36



P\_74

Art. 5524/CL - 45 x 35 - CLEAN FLUSH  
Art. 5525 - 45 x 35



P\_70

Art. 5522/CL - 54,5 x 36 - CLEAN FLUSH  
Art. 5523 - 54,5 x 36



P\_73

Art. 5526/CL - 66 x 36 - CLEAN FLUSH  
Art. 5527 - 36 x 15 - CISTERN



P\_99

Art. 5126/TW - 52 x 36 - TWIST  
Art. 5126/CL - 52 x 36 - CLEAN FLUSH  
Art. 5127 - 52 x 36



P\_100

























Art. 5138/CL - 55 x 36 - CLEAN FLUSH  
Art. 5139 - 55 x 36



P\_102

Art. 5140/CL - 66 x 36 - CLEAN FLUSH  
Art. 5141 - 35 x 15 - CISTERN



<div>Art. 8801</div> <div>- MODELLO REGISTRATO - - REGISTERED MODEL -</div> <div></div> <div> </div>	<div>BUCKET 30 - Ø30 Cm - 8 Kg - 3,3 L.</div> <div>Lavabo da appoggio Lay-on washbasin Lavabo à poser Aufsatzwaschbecken Lavabo de apoyo Раковина умывальника накладная</div> <div>Senza troppo pieno - Consigliata piletta Art. 10034 Without overflow - Waste Art. 10034 recommended Sans trop-plein - Bonde Art. 10034 conseillée Ohne überlauf - Abfluss Art. 10034 empfohlen Sin rebosadero - Recomendado desagüe Art. 10034 Без пробки перелива - Рекомендуется донный клапан арт. 10034</div> <div>Se non specificato al momento dell'ordine - Porta asciugamani cromo If not specified when order is made - chrome towel rail Si non précisé à la commande - porte-serviettes chromé Sofern bei der bestellung nicht angegeben - handtuchhalter aus chrom Si no se especifica otra cosa en el momento del pedido - toallero cromo Если не указано на момент заказа - держатель полотенец хромированный</div> <div>PALLET QUANTITY - 100x120x200h: 51 PALLET QUANTITY - 80x120x200h: 32</div> <div>BIOKER</div>	<div>WHITE</div> <div>Art. 8801 - Towel rail CHROMIUM</div> <div>WHITE</div> <div>Art. 8801BS / 8801NS - Towel rail BS / NROP</div> <div>BUCKET DECORATIONS</div> <div>Art. 8801 - Towel rail CHROMIUM</div> <div>BUCKET DECORATIONS</div> <div>Art. 8801BS / 8801NS - Towel rail BS / NROP</div> <div>DecorLAB</div> <div>Art. 8801 - Towel rail CHROMIUM</div> <div>DecorLAB</div> <div>Art. 8801BS / 8801NS - Towel rail BS / NROP</div> <div> SEV SER SEM SENT SENR</div>
<div>Art. 8802</div> <div>- MODELLO REGISTRATO - - REGISTERED MODEL -</div> <div></div> <div> </div>	<div>BUCKET 30R - 30 x 40 Cm - 12 Kg - 3,3 L.</div> <div>Lavabo da appoggio o sospeso Lay-on or wall-mounted washbasin Lavabo à poser ou suspendu Aufsatz-oder Hängewaschbecken Lavabo de apoyo o suspendido Раковина умывальника накладная или подвесная</div> <div>Senza troppo pieno - Consigliata piletta Art. 10034 Without overflow - Waste Art. 10034 recommended Sans trop-plein - Bonde Art. 10034 conseillée Ohne überlauf - Abfluss Art. 10034 empfohlen Sin rebosadero - Recomendado desagüe Art. 10034 Без пробки перелива - Рекомендуется донный клапан арт. 10034</div> <div>Se non specificato al momento dell'ordine - Porta asciugamani cromo If not specified when order is made - chrome towel rail Si non précisé à la commande - porte-serviettes chromé Sofern bei der bestellung nicht angegeben - handtuchhalter aus chrom Si no se especifica otra cosa en el momento del pedido - toallero cromo Если не указано на момент заказа - держатель полотенец хромированный</div> <div>PALLET QUANTITY - 100x120x200h: 51 PALLET QUANTITY - 80x120x200h: 32</div> <div>BIOKER</div>	<div>WHITE</div> <div>Art. 8802 - Towel rail CHROMIUM</div> <div>WHITE</div> <div>Art. 8802BS / 8802NS - Towel rail BS / NROP</div> <div>BUCKET DECORATIONS</div> <div>Art. 8802 - Towel rail CHROMIUM</div> <div>BUCKET DECORATIONS</div> <div>Art. 8802BS / 8802NS - Towel rail BS / NROP</div> <div>DecorLAB</div> <div>Art. 8802 - Towel rail CHROMIUM</div> <div>DecorLAB</div> <div>Art. 8802BS / 8802NS - Towel rail BS / NROP</div> <div> SEV SER SEM SENT SENR</div>
<div>Art. 8803</div> <div>- MODELLO REGISTRATO - - REGISTERED MODEL -</div> <div></div> <div> </div>	<div>BUCKET 40 - Ø40,5 Cm - 16 Kg - 6 L.</div> <div>Lavabo da appoggio Lay-on washbasin Lavabo à poser Aufsatzwaschbecken Lavabo de apoyo Раковина умывальника накладная</div> <div>Senza troppo pieno - Consigliata piletta Art. 10034 Without overflow - Waste Art. 10034 recommended Sans trop-plein - Bonde Art. 10034 conseillée Ohne überlauf - Abfluss Art. 10034 empfohlen Sin rebosadero - Recomendado desagüe Art. 10034 Без пробки перелива - Рекомендуется донный клапан арт. 10034</div> <div>Se non specificato al momento dell'ordine - Porta asciugamani cromo If not specified when order is made - chrome towel rail Si non précisé à la commande - porte-serviettes chromé Sofern bei der bestellung nicht angegeben - handtuchhalter aus chrom Si no se especifica otra cosa en el momento del pedido - toallero cromo Если не указано на момент заказа - держатель полотенец хромированный</div> <div>PALLET QUANTITY - 100x120x200h: 20 PALLET QUANTITY - 80x120x200h: 14</div> <div>BIOKER</div>	<div>WHITE</div> <div>Art. 8803 - Towel rail CHROMIUM</div> <div>WHITE</div> <div>Art. 8803BS / 8803NS - Towel rail BS / NROP</div> <div>BUCKET DECORATIONS</div> <div>Art. 8803 - Towel rail CHROMIUM</div> <div>BUCKET DECORATIONS</div> <div>Art. 8803BS / 8803NS - Towel rail BS / NROP</div> <div>DecorLAB</div> <div>Art. 8803 - Towel rail CHROMIUM</div> <div>DecorLAB</div> <div>Art. 8803BS / 8803NS - Towel rail BS / NROP</div> <div> SEV SER SEM SENT SENR</div>







## Art. 8804

- MODELLO REGISTRATO -  
- REGISTERED MODEL -



## BUCKET 40R - 40,5 x 54 Cm - 24 Kg - 6 L.

Lavabo da appoggio o sospeso  
Lay-on or wall-mounted washbasin  
Lavabo à poser ou suspendu  
Aufsatz-oder Hängewaschbecken  
Lavabo de apoyo o suspendido  
Раковина умывальника накладная или подвесная

Senza troppo pieno - Consigliata piletta Art. 10034  
Without overflow - Waste Art. 10034 recommended  
Sans trop-plein - Bonde Art. 10034 conseillée  
Ohne überlauf - Abfluss Art. 10034 empfohlen  
Sin rebosadero - Recomendado desagüe Art. 10034  
Без пробки перелива - Рекомендуется донный клапан арт. 10034

Se non specificato al momento dell'ordine - Porta asciugamani cromo  
If not specified when order is made - chrome towel rail  
Si non précisé à la commande - porte-serviettes chromé  
Sofern bei der bestellung nicht angegeben - handtuchhalter aus chrom  
Si no se especifica otra cosa en el momento del pedido - toallero cromo  
Если не указано на момент заказа - держатель полотенец хромированный

PALLET QUANTITY - 100x120x200h: 20

PALLET QUANTITY - 80x120x200h: 14

## BIOKER

## WHITE

Art. 8804 - Towel rail CHROMIUM

## WHITE

Art. 8804BS / 8804NS - Towel rail BS / NROP

## BUCKET DECORATIONS

Art. 8804 - Towel rail CHROMIUM

## BUCKET DECORATIONS

Art. 8804BS / 8804NS - Towel rail BS / NROP

## DecorLAB

Art. 8804 - Towel rail CHROMIUM

## DecorLAB

Art. 8804BS / 8804NS - Towel rail BS / NROP



## Art. 8808

## BUCKET 35 H22 - Ø35 Cm - 12 Kg - 9 L.

Lavabo da appoggio  
Lay-on washbasin  
Lavabo à poser  
Aufsatzwaschbecken  
Lavabo de apoyo  
Раковина умывальника накладная

Senza troppo pieno - Consigliata piletta Art. 10034  
Without overflow - Waste Art. 10034 recommended  
Sans trop-plein - Bonde Art. 10034 conseillée  
Ohne überlauf - Abfluss Art. 10034 empfohlen  
Sin rebosadero - Recomendado desagüe Art. 10034  
Без пробки перелива - Рекомендуется донный клапан арт. 10034

PALLET QUANTITY - 100x120x200h: 51

PALLET QUANTITY - 80x120x200h: 32

## BIOKER

## WHITE

## DecorLAB



## Art. 8807

## BUCKET 42 H22 - Ø42 Cm - 14 Kg - 12 L.

Lavabo da appoggio  
Lay-on washbasin  
Lavabo à poser  
Aufsatzwaschbecken  
Lavabo de apoyo  
Раковина умывальника накладная

Senza troppo pieno - Consigliata piletta Art. 10034  
Without overflow - Waste Art. 10034 recommended  
Sans trop-plein - Bonde Art. 10034 conseillée  
Ohne überlauf - Abfluss Art. 10034 empfohlen  
Sin rebosadero - Recomendado desagüe Art. 10034  
Без пробки перелива - Рекомендуется донный клапан арт. 10034

PALLET QUANTITY - 100x120x200h: 28

PALLET QUANTITY - 80x120x200h: 16

## BIOKER

## WHITE

## DecorLAB





Art. 8811



**BUCKET 35 H6** - Ø35 Cm - 7 Kg - 2 L.

Lavabo da appoggio  
Lay-on washbasin  
Lavabo à poser  
Aufsatzwaschbecken  
Lavabo de apoyo  
Раковина умывальника накладная

Senza troppo pieno - Consigliata piletta Art. 10034  
Without overflow - Waste Art. 10034 recommended  
Sans trop-plein - Bonde Art. 10034 conseillée  
Ohne überlauf - Abfluss Art. 10034 empfohlen  
Sin rebosadero - Recomendado desagüe Art. 10034  
Без пробки перелива - Рекомендуется донный клапан арт. 10034

PALLET QUANTITY - 100x120x200h: 104  
PALLET QUANTITY - 80x120x200h: 100

**BIOKER**

WHITE

DecorLAB



SEV SER SEM SENT SENR

Art. 8810



**BUCKET 42 H6** - Ø42 Cm - 9 Kg- 3 L.

Lavabo da appoggio  
Lay-on washbasin  
Lavabo à poser  
Aufsatzwaschbecken  
Lavabo de apoyo  
Раковина умывальника накладная

Senza troppo pieno - Consigliata piletta Art. 10034  
Without overflow - Waste Art. 10034 recommended  
Sans trop-plein - Bonde Art. 10034 conseillée  
Ohne überlauf - Abfluss Art. 10034 empfohlen  
Sin rebosadero - Recomendado desagüe Art. 10034  
Без пробки перелива - Рекомендуется донный клапан арт. 10034

PALLET QUANTITY - 100x120x200h: 66  
PALLET QUANTITY - 80x120x200h: 50

**BIOKER**

WHITE

DecorLAB



SEV SER SEM SENT SENR

Art. 8809



**BUCKET 50 H6** - Ø50 Cm - 12 Kg - 4 L.

Lavabo da appoggio  
Lay-on washbasin  
Lavabo à poser  
Aufsatzwaschbecken  
Lavabo de apoyo  
Раковина умывальника накладная

Senza troppo pieno - Consigliata piletta Art. 10034  
Without overflow - Waste Art. 10034 recommended  
Sans trop-plein - Bonde Art. 10034 conseillée  
Ohne überlauf - Abfluss Art. 10034 empfohlen  
Sin rebosadero - Recomendado desagüe Art. 10034  
Без пробки перелива - Рекомендуется донный клапан арт. 10034

PALLET QUANTITY - 100x120x200h: 66  
PALLET QUANTITY - 80x120x200h: 50

**BIOKER**

WHITE

DecorLAB



SEV SER SEM SENT SENR





BUCKET



L'ampia scelta decorativa, dal total white che risalta le forme ai decori geometrici, evocativi o ironici (come il pesciolino che salta dall'acqua), la rende adatta a spazi pubblici: palestre, ristoranti, locali e scuole, ma anche a bagni per la camera dei ragazzi o per chi ama osare con un arredo del bagno piuttosto informale.

Thanks to the wide offer of decorations, beginning from total white bringing out shapes to geometric, evocative or ironic decorations (like the small fish jumping out of water) it is fit for public places like gyms, restaurants, pubs and schools, but even for child bathrooms or for those who love daring with an informal style in their own bathroom.



R  
JUMPING FISH



S  
DROP



T  
PAINT



U  
BASKET



V  
SWALLOWS



W  
LACE



Z  
PIXELS



X  
SMALL FISHES



Y  
ORANGE



K  
PORTHOLE



## BUCKET \_ AROUND THE WORLD



MOS  
MOSCOW



DXB  
DUBAI



SYD  
SYDNEY



ROM  
ROME



LON  
LONDON



TKY  
TOKYO



SHA  
SHANGHAI



NYC  
NEW YORK



PAR  
PARIS




## BUCKET\_KIDS



PSA  
FISHING HOOK






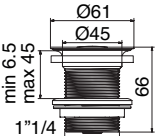












RZZ  
ROCKET









<div>Art. 10034</div> <div></div>	<p>Piletta lavabo da 1"1/4 con troppo pieno integrato 1"1/4 washbasin waste with overflow Bonde lavabo de 1"1/4 avec trop-plein intégré Waschbeckenabfluss 1"1/4 mit integriertem Überlaufschutz Desagüe lavabo de 1"1/4 con rebosadero integrado Донный клапан для умывальника 1"1/4 с интегрированным переливом</p>	<div>CR </div> <div>NROP </div> <div></div>
<div>Art. 10010/C</div> <div></div>	<p>Scarico automatico 1"1/4 click-clack, tappo grande Automatic pop-waste 1" 1/4 click-clack, big plug Bonde clic-clac, grand debit Automatischer ablauf click-clack, crosser stöpsel Valvula automática 1" 1/4 click-clack, tapón grande Слив автоматический: клапан 1"1/4, большая пробка</p>	<div>CR  / NROP  + WHITE</div> <div>ORS  + WHITE</div>
<div>Art. 8816</div> <div></div>	<p>Porta sapone da muro Wall mounted soap dish Porte-savon mural Seifenschale für Wandmontage Porta jabón de pared Мыльница настенная</p>	<div>WHITE CHROME</div> <div> CR</div>
<div>Art. 8817</div> <div></div>	<p>Porta spazzolino da muro Wall mounted tumbler Porte-brosses à dent mural Zahnbürstenbecher für Wandmontage Porta cepillo de pared Стакан для зубных щеток настенный</p>	<div>WHITE CHROME</div> <div> CR</div>
<div>Art. 8822</div> <div></div>	<p>Portascopino da terra Freestanding toilet brush Porte-balayette au sol Freistehender WC-Bürstenständer Porta escobilla de suelo Туалетный ерш напольный</p>	<div>WHITE CHROME</div> <div> CR</div>
<div>Art. 8819</div> <div></div>	<p>Appendiabiti Robe hook Porte manteau Kleiderhaken Perchero Вешалка для одежды</p>	<div>CHROME</div> <div> CR</div>

Art. 8820

L60 Cm



Porta asciugamani  
Towel bar  
Porte-Serviettes  
Handtuchhalter  
Toallero  
Держатель полотенец

CHROME



CR

Art. 8821

L30 Cm



Porta asciugamani  
Towel bar  
Porte-Serviettes  
Handtuchhalter  
Toallero  
Держатель полотенец

CHROME



CR

Art. 8818



Porta rotolo da muro  
Wall mounted toilet roll holder  
Porte-rouleau WC mural  
Toilettenpapierhalter für Wandmontage  
Porta rollo de pared  
Держатель рулона туалетной бумаги настенный

CHROME



CR

Art. 8805

Ø30 Cm



Porta asciugamani di ricambio Art. 8801 / 8802  
Spare towel rail Art. 8801 / 8802  
Porte-serviettes de rechange Réf. 8801 / 8802  
Ersatz-Handtuchhalter Art. 8801 / 8802  
Portatoallas de repuesto Art. 8801 / 8802  
Запасная вешалка для полотенец Арт. 8801 / 8802

CHROME



CR

WHITE / BLACK



BS



NROP

Art. 8806

Ø40 Cm



Porta asciugamani di ricambio Art. 8803 / 8804  
Spare towel rail Art. 8803 / 8804  
Porte-serviettes de rechange Réf. 8803 / 8804  
Ersatz-Handtuchhalter Art. 8803 / 8804  
Portatoallas de repuesto Art. 8803 / 8804  
Запасная вешалка для полотенец Арт. 8803 / 8804

CHROME



CR

WHITE / BLACK



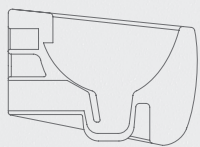
BS



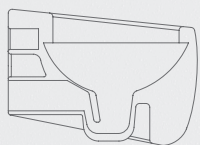
NROP



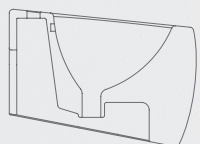
## WC - BIDET



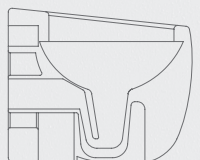
CLEAN FLUSH HUNG WC  
Art. 8105/CL - Pag. 175



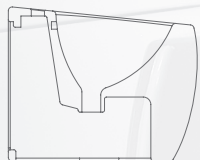
HUNG WC  
Art. 8105 - Pag. 175



HUNG BIDET  
Art. 8106 - Pag. 175



WC  
Art. 8401 - Pag. 176



BIDET  
Art. 8403 - Pag. 176

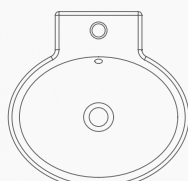


CISTERN  
Art. 8404 - Pag. 179

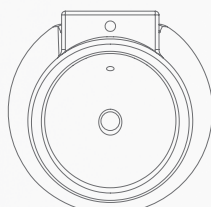
## 45-54 Cm



PLANET 48  
Art. 8112 - Pag. 183

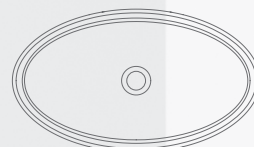


PLANET 48R  
Art. 8110 - Pag. 184

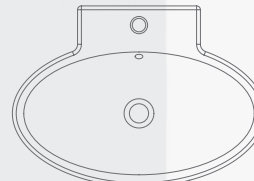


PLANET FLOOR-STANDING  
Art. 8104 - Pag. 186

## 66 - 67 Cm



PLANET 66  
Art. 8111 - Pag. 183



PLANET 67R  
Art. 8109 - Pag. 184

La struttura avvolgente, che ricorda vecchi recipienti di tempi passati. Linee sobrie e compatte per un progetto d'arredo completo. E il materiale, la ceramica, lavorata con grande attenzione garantendo un prodotto finale dalle forme estremamente pulite ed ergonomiche.

The enveloping structure calls to mind the old recipients from a bygone age. Simple and compact lines are used for a complete decorative design. The material, ceramic, is processed with great care, guaranteeing an end product which displays extremely clean and ergonomic contours.

DESIGN  
MASSIMILIANO BRACONI





Art. 8106 - 50 x 45 x h 47 Cm  
Art. 8105/CL - 50 x 45 x h 47 Cm + Art. 8108/B

## Art. 8105/CL

## PLANET CLEAN FLUSH HUNG WC - 50 x 45 Cm - 22 Kg

Wc Sospeso  
Wall-mounted WC  
Cuvette suspendue  
Hänge-WC  
Inodoro suspendido  
Унитаз подвесной



WHITE



Senza staffe - Aggiungere fissaggio rapido  
Without fixing set - Add quick fixing kit  
Sans équerres - Ajouter fixation rapide  
Ohne befestigungselemente und bügel - Schnellverbindung hinzufügen  
Sin soportes - Añadir fijación rápida  
Без скоб - Дополнительное набор быстрого монтажа

PALLET QUANTITY - 100x120x200h: 16+CW

PALLET QUANTITY - 80x120x200h: 6+CW

BIOKER

## Art. 8105

## PLANET HUNG WC - 50 x 45 Cm - 22 Kg

Wc Sospeso  
Wall-mounted WC  
Cuvette suspendue  
Hänge-WC  
Inodoro suspendido  
Унитаз подвесной



WHITE



Senza staffe - Aggiungere fissaggio rapido  
Without fixing set - Add quick fixing kit  
Sans équerres - Ajouter fixation rapide  
Ohne befestigungselemente und bügel - Schnellverbindung hinzufügen  
Sin soportes - Añadir fijación rápida  
Без скоб - Дополнительное набор быстрого монтажа

PALLET QUANTITY - 100x120x200h: 16+CW

PALLET QUANTITY - 80x120x200h: 6+CW


BIOKER

## Art. 8106

## PLANET HUNG BIDET - 50 x 45 Cm - 22 Kg

Bidet sospeso  
Wall-mounted bidet  
Bidet suspendu  
Hänge-Bidet  
Bidet suspendido  
Биде подвесное

WHITE



Senza staffe - Aggiungere fissaggio rapido  
Borchia troppo pieno compresa  
Without fixing set - Add quick fixing kit  
Overflow cap included  
Sans équerres - Ajouter fixation rapide  
Anneau trop-plein inclus  
Ohne befestigungselemente und bügel - Schnellverbindung hinzufügen  
Beschlag für Überlaufschutz inklusive  
Sin soportes - Añadir fijación rápida  
Tachón rebosadero incluido  
Без скоб - Дополнительное набор быстрого монтажа  
Перелив входит в комплект

PALLET QUANTITY - 100x120x200h: 20

PALLET QUANTITY - 80x120x200h: 6

BIOKER

+ Art. 10050/C - STANDARD



Fissaggio Rapido per Sanitari  
Quick fixing kit for sanitary fittings  
Fixation rapide pour sanitaires  
Schnellverbindung für Sanitäranlagen  
Fijación rápida para sanitarios  
Набор быстрого монтажа для сантехники

Art. 8401 PLANET WC - 50 x 45 Cm - 23 Kg



Wc a terra  
Floor-mounted wc  
Cuvette au sol  
Bodenstehendes wc  
Inodoro a tierra  
Унитаз напольный




WHITE

PALLET QUANTITY - 100x120x200h: 16+CW  
PALLET QUANTITY - 80x120x200h: 6+CW

BIOKER

Art. 8403 PLANET BIDET - 50 x 45 Cm - 23 Kg



Bidet a terra  
Floor-mounted bidet  
Bidet au sol  
Bodenstehendes Bidet  
Bidet a tierra  
Биде напольное

WHITE

Borchia troppo pieno compresa  
Overflow cap included  
Anneau trop-plein inclus  
Beschlag für Überlaufschutz inklusive  
Tachón rebosadero incluido  
Перелив входит в комплект

PALLET QUANTITY - 100x120x200h: 16  
PALLET QUANTITY - 80x120x200h: 6

BIOKER

# Lato muro non smaltato - Wall side not glazed - Non emaille a l'arriere - Seitenwand nicht emaillierte - Lado pared no esmaltado - Со стороны неэмалированной стены





Art. 8401 - 50 x 45 x h 47 Cm + Art. 8108/B  
Art. 8403 - 50 x 45 x h 47 Cm





Art. 8401 - 50 x 45 x h 47 Cm + Art. 8108/B  
Art. 8404 - 38 x 14,5 x h 95,5 Cm

## Art. 8404

## PLANET CISTERN - 38 x 14,5 x h 95,5 Cm - 18 Kg



Cassetta a muro, comprensiva di batteria a doppio flusso Geberit 6/4,5 lt

Wall cistern, inclusive of flushing system Geberit dual-flush 6/4,5 l

Réservoir de chasse mural avec mécanisme de chasse à double flux Geberit 6/4,5 L

Wandspülkasten, einschließlich Batterie mit Geberit-Doppelspülung 6/4,5 lt

Cisterna de pared, incluido mecanismo doble flujo Geberit 6/4,5 lt

Бачок сливной внутристенный с сифоном двухрежимного слива Geberit, 6/4,5л

WHITE

PALLET QUANTITY - 100x120x200h: 20

PALLET QUANTITY - 80x120x200h: 16

BIOKER

## Art. 8108/A

## PLANET SEAT COVER



Sedile per Wc in termoindurente

Seat cover Wc in termosetting resin

Abattant wc en matière thermodurcissable

WC-deckel Duroplas

Asiento para inodoro en material termoenduracido

Сиденье унитаза из термореактивного полимера

Con cerniere cromate

With chromed Kit

Charnières chromées

Mit scharniere chrom

Bisagras cromadas

С хромированными шарнирами

WHITE

## Art. 8108/B

## PLANET SEAT COVER



Sedile per Wc in termoindurente

Seat cover Wc in termosetting resin

Abattant wc en matière thermodurcissable

WC-deckel Duroplas

Asiento para inodoro en material termoenduracido

Сиденье унитаза из термореактивного полимера

Con cerniera rallentata

With soft close system

Charnieres avec frein de chute

Mit sanft abgebremsten scharnieren

Con caída amortiguada

С микролифтом

WHITE

## Art. 10005

## FIXING SET



Staffe di montaggio Wc e bidet

Fixing attachments for Wc and bidet

Supports de montage pour cuvette et bidets suspendus

Montagebügel Für Hänge-wc und bidet

Soportes de montaje inodoro y bidé

Монтажные кронштейны для унитаза и биде

--





# WC BIDET ABBINABILI

MATCHING WCS AND BIDETS - WC ET BIDET COMBINABLES  
KOMBINIERBARE WCS UND BIDETS - WC BIDÉ COMBINABLES  
УНИТАЗЫ БИДЕ КОМБИНИРУЕМЫЕ



P\_45

Art. 5201/TW - 50,5 x 36 - TWIST  
Art. 5202 - 50,5 x 36



P\_46

Art. 5203/TW - 55 x 36 - TWIST  
Art. 5204 - 55 x 36



P\_47

Art. 5205/TW - 55 x 36 - TWIST  
Art. 5206 - 55 x 36



P\_69

Art. 5520/CL - 50,5 x 36 - CLEAN FLUSH  
Art. 5521 - 50,5 x 36



P\_74

Art. 5524/CL - 45 x 35 - CLEAN FLUSH  
Art. 5525 - 45 x 35



P\_70

Art. 5522/CL - 54,5 x 36 - CLEAN FLUSH  
Art. 5523 - 54,5 x 36



P\_73

Art. 5526/CL - 66 x 36 - CLEAN FLUSH  
Art. 5527 - 36 x 15 - CISTERN



P\_99

Art. 5126/TW - 52 x 36 - TWIST  
Art. 5126/CL - 52 x 36 - CLEAN FLUSH  
Art. 5127 - 52 x 36



P\_100

Art. 5138/CL - 55 x 36 - CLEAN FLUSH  
Art. 5139 - 55 x 36



P\_102

Art. 5140/CL - 66 x 36 - CLEAN FLUSH  
Art. 5141 - 35 x 15 - CISTERN



P\_153

Art. 8812 - 53,5 x 36  
Art. 8812/CL - 53,5 x 36 - CLEAN FLUSH  
Art. 8813 - 53,5 x 36  
Art. 8815 - 40 x 29 - KIDS WC





PLANET

## Art. 8111

## PLANET 66 - 66 x 39 Cm - 14 Kg - 6 L.

WHITE



Lavabo da appoggio  
Lay-on washbasin  
Lavabo à poser  
Aufsatzwaschbecken  
Lavabo de apoio  
Раковина умывальника накладная

Senza troppo pieno - Consigliata piletta Art. 10034  
Without overflow - Waste Art. 10034 recommended  
Sans trop-plein - Bonde Art. 10034 conseillée  
Ohne überlauf - Abfluss Art. 10034 empfohlen  
Sin rebosadero - Recomendado desagüe Art. 10034  
Без пробки перелива - Рекомендуется донный клапан арт. 10034

PALLET QUANTITY - 100x120x200h: 31

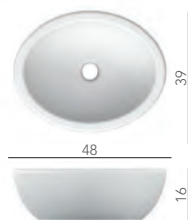
PALLET QUANTITY - 80x120x200h: 24

BIOKER

## Art. 8112

## PLANET 48 - 48 x 39 Cm - 10 Kg - 5 L.

WHITE



Lavabo da appoggio  
Lay-on washbasin  
Lavabo à poser  
Aufsatzwaschbecken  
Lavabo de apoio  
Раковина умывальника накладная

Senza troppo pieno - Consigliata piletta Art. 10034  
Without overflow - Waste Art. 10034 recommended  
Sans trop-plein - Bonde Art. 10034 conseillée  
Ohne überlauf - Abfluss Art. 10034 empfohlen  
Sin rebosadero - Recomendado desagüe Art. 10034  
Без пробки перелива - Рекомендуется донный клапан арт. 10034

PALLET QUANTITY - 100x120x200h: 40

PALLET QUANTITY - 80x120x200h: 28

BIOKER

Art. 8109

PLANET 67R - 67 x 47 Cm - 15 Kg - 6 L.

WHITE



Lavabo da appoggio o sospeso  
Lay-on or wall-mounted washbasin  
Lavabo à poser ou suspendu  
Aufsatz-oder Hängewaschbecken  
Lavabo de apoio o suspenso  
Раковина умывальника накладная или подвесная

Fissaggi a muro compresi - Borchia troppo pieno compresa  
Wall attachments included - Overflow cap included  
Fixations murales incluses - Anneau trop-plein inclus  
Wandbefestigungen inklusive - Beschlag für Überlaufschutz inklusive  
Fijación pared incluida - Tachón rebosadero incluido  
Настенные крепления входят в комплект - Перелив входит в комплект

PALLET QUANTITY - 100x120x200h: 20  
PALLET QUANTITY - 80x120x200h: 15

BIOKER

Art. 8110

PLANET 48R - 48 x 47 Cm - 12 Kg - 5 L.

WHITE



Lavabo da appoggio o sospeso  
Lay-on or wall-mounted washbasin  
Lavabo à poser ou suspendu  
Aufsatz-oder Hängewaschbecken  
Lavabo de apoio o suspenso  
Раковина умывальника накладная или подвесная

Fissaggi a muro compresi - Borchia troppo pieno compresa  
Wall attachments included - Overflow cap included  
Fixations murales incluses - Anneau trop-plein inclus  
Wandbefestigungen inklusive - Beschlag für Überlaufschutz inklusive  
Fijación pared incluida - Tachón rebosadero incluido  
Настенные крепления входят в комплект - Перелив входит в комплект

PALLET QUANTITY - 100x120x200h: 50  
PALLET QUANTITY - 80x120x200h: 28

BIOKER




Art. 8109 - 67 x 47 x h 16 Cm




Art. 8104

PLANET FLOOR-STANDING - Ø54 x h 105 Cm - 58 Kg - 5 L.



105



54

Lavabo a terra da appoggio

Floor-standing washbasin

Lavabo au sol

Standwaschbecken

Lavabo al suelo de apoyo

Раковина умывальника напольная

WHITE

Borchia troppo pieno compresa

Overflow cap included

Anneau trop-plein inclus

Beschlag für Überlaufschutz inklusive

Tachón rebosadero incluido


Перелив входит в комплект

PALLET QUANTITY - 100x120x200h: 3

PALLET QUANTITY - 80x120x200h: 2

BIOKER

Art. 10034



Piletta lavabo da 1"1/4  
con troppo pieno integrato

1"1/4 washbasin waste with overflow

Bonde lavabo de 1"1/4 avec trop-plein intégré

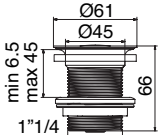
Waschbeckenabfluss 1"1/4 mit integriertem Überlaufschutz

Desagüe lavabo de 1"1/4 con rebosadero integrado


Донный клапан для умывальника 1"1/4 с интегрированным переливом

CR

NROP



Art. 10010/C



Scarico automatico 1"1/4 click-clack, tappo grande

Automatic pop-waste 1" 1/4 click-clack, big plug

Bonde clic-clac, grand debit

Automatischer ablauf click-clack, crosser stöpsel

Valvula automática 1" 1/4 click-clack, tapón grande

Слив автоматический: клапан 1"1/4, большая пробка

CR / NROP + WHITE

ORS + WHITE

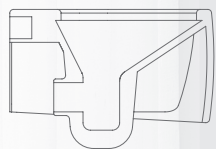
PLANET



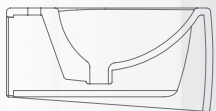
Art. 8104 - Ø54 x h 105 Cm



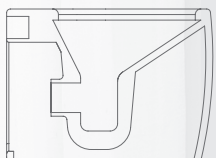
## WC - BIDET



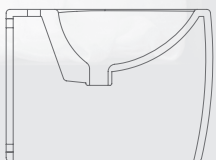
HUNG WC  
Art. 8604 - Pag. 191



HUNG BIDET  
Art. 8605 - Pag. 191

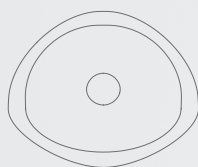


WC  
Art. 8606 - Pag. 192

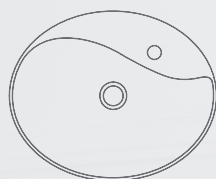


BIDET  
Art. 8607 - Pag. 192

## 51-55 Cm

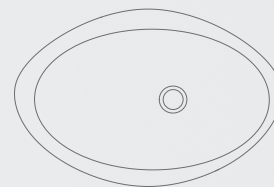


MOAI FLOOR-STANDING  
Art. 8603 - Pag. 199

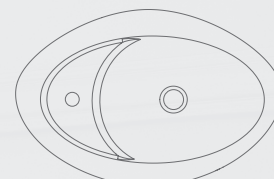


MOAI 55R  
Art. 8610 - Pag. 196

## 71 Cm



MOAI 71  
Art. 8601 - Pag. 196



MOAI 71R  
Art. 8602 - Pag. 196



Dal mistero dell'isola di Pasqua nasce la linea di lavabi Moai. Simili a monoliti di pietra levigati dalla forza dell'acqua, Moai con le sue linee morbide e sinuose riesce a coniugare l'estetica naturale delle cose e l'innovazione del design contemporaneo.

The Moai range of washbasins takes its inspiration from the mysterious Easter Island. With its soft and shapely lines reminiscent of the stone monoliths polished by the force of the water, Moai successfully combines its natural appearance with an innovative and contemporary design.

DESIGN  
MASSIMILIANO BRACONI






Art. 8604 - 55 x 41 x h 42Cm + Art. 8609/B  
Art. 8605 - 55 x 41 x h 42 Cm

Art. 8604

MOAI HUNG WC - 55 x 41 Cm - 22 Kg

WHITE

Wc Sospeso  
Wall-mounted WC  
Cuvette suspendue  
Hänge-WC  
Inodoro suspendido  
Унитаз подвесной



Senza staffe - Aggiungere fissaggio rapido  
Without fixing set - Add quick fixing kit  
Sans équerres - Ajouter fixation rapide  
Ohne befestigungselemente und bügel - Schnellverbindung hinzufügen  
Sin soportes - Añadir fijación rápida  
Без скоб - Дополнительное набор быстрого монтажа

PALLET QUANTITY - 100x120x200h: 20+CW

PALLET QUANTITY - 80x120x200h: 14+CW


BIOKER

Art. 8605

MOAI HUNG BIDET - 55 x 41 Cm - 22 Kg

WHITE

Bidet sospeso  
Wall-mounted bidet  
Bidet suspendu  
Hänge-Bidet  
Bidet suspendido  
Биде подвесное



Senza staffe - Aggiungere fissaggio rapido  
Borchia troppo pieno compresa  
Without fixing set - Add quick fixing kit  
Overflow cap included  
Sans équerres - Ajouter fixation rapide  
Anneau trop-plein inclus  
Ohne befestigungselemente und bügel - Schnellverbindung hinzufügen  
Beschlag für Überlaufschutz inklusive  
Sin soportes - Añadir fijación rápida  
Tachón rebosadero incluido  
Без скоб - Дополнительное набор быстрого монтажа  
Перелив входит в комплект

PALLET QUANTITY - 100x120x200h: 24






PALLET QUANTITY - 80x120x200h: 16

BIOKER

+ Art. 10050/A - STANDARD



Fissaggio Rapido per Sanitari  
Quick fixing kit for sanitary fittings  
Fixation rapide pour sanitaires  
Schnellverbindung für Sanitäranlagen  
Fijación rápida para sanitarios  
Набор быстрого монтажа для сантехники

Art. 8606		MOAI WC - 55 x 41 Cm - 23 Kg	
		Wc a terra Floor-mounted wc Cuvette au sol Bodenstehendes wc Inodoro a tierra Унитаз напольный	WHITE
		PALLET QUANTITY - 100x120x200h: 15+CW PALLET QUANTITY - 80x120x200h: 14+CW	
		BIOKER	
Art. 8607		MOAI BIDET - 55 x 41 Cm - 23 Kg	
		Bidet a terra Floor-mounted bidet Bidet au sol Bodenstehendes Bidet Bidet a tierra Биде напольное	WHITE
		Borchia troppo pieno compresa Overflow cap included Anneau trop-plein inclus Beschlag für Überlaufschutz inklusive Tachón rebosadero incluido Перелив входит в комплект	
		PALLET QUANTITY - 100x120x200h: 20 PALLET QUANTITY - 80x120x200h: 16	
		BIOKER	
Art. 8609/A		MOAI SEAT COVER	
		Sedile per Wc in termoindurente Seat cover Wc in termosetting resin Abattant wc en matière thermodurcissable WC-deckel Duroplas Asiento para inodoro en material termoenduracido Сиденье унитаза из термореактивного полимера	WHITE Con cerniere cromate With chromed Kit Charnières chromées Mit scharniere chrom Bisagras cromadas С хромированными шарнирами
Art. 8609/B		MOAI SEAT COVER	
		Sedile per Wc in termoindurente Seat cover Wc in termosetting resin Abattant wc en matière thermodurcissable WC-deckel Duroplas Asiento para inodoro en material termoenduracido Сиденье унитаза из термореактивного полимера	WHITE Con cerniera rallentata With soft close system Charnieres avec frein de chute Mit sanft abgebremsen scharnieren Con caída amortiguada С микролифтом
Art. 10005		FIXING SET	
		Staffe di montaggio Wc e bidet Fixing attachments for Wc and bidet Supports de montage pour cuvette et bidets suspendus Montagebügel Für Hänge-wc und bidet Soportes de montaje inodoro y bidé Монтажные кронштейны для унитаза и биде	--

# Lato muro non smaltato - Wall side not glazed - Non emaille a l'arriere - Seitenwand nicht emaillierte - Lado pared no esmaltado - Со стороны неэмалированной стены



Art. 8606 - 55 x 41 x h 42 Cm + Art. 8609/B  
Art. 8607 - 55 x 41 x h 42 Cm





# WC BIDET ABBINABILI

MATCHING WCS AND BIDETS - WC ET BIDET COMBINABLES  
KOMBINIERBARE WCS UND BIDETS - WC BIDÉ COMBINABLES  
УНИТАЗЫ БИДЕ КОМБИНИРУЕМЫЕ



P\_45

Art. 5201/TW - 50,5 x 36 - TWIST  
Art. 5202 - 50,5 x 36



P\_46

Art. 5203/TW - 55 x 36 - TWIST  
Art. 5204 - 55 x 36



P\_47

Art. 5205/TW - 55 x 36 - TWIST  
Art. 5206 - 55 x 36



P\_69

Art. 5520/CL - 50,5 x 36 - CLEAN FLUSH  
Art. 5521 - 50,5 x 36



P\_74

Art. 5524/CL - 45 x 35 - CLEAN FLUSH  
Art. 5525 - 45 x 35



P\_70

Art. 5522/CL - 54,5 x 36 - CLEAN FLUSH  
Art. 5523 - 54,5 x 36



P\_73

Art. 5526/CL - 66 x 36 - CLEAN FLUSH  
Art. 5527 - 36 x 15 - CISTERN



P\_99

Art. 5126/TW - 52 x 36 - TWIST  
Art. 5126/CL - 52 x 36 - CLEAN FLUSH  
Art. 5127 - 52 x 36



P\_100

Art. 5138/CL - 55 x 36 - CLEAN FLUSH  
Art. 5139 - 55 x 36



P\_102

Art. 5140/CL - 66 x 36 - CLEAN FLUSH  
Art. 5141 - 35 x 15 - CISTERN



P\_153

Art. 8812 - 53,5 x 36  
Art. 8812/CL - 53,5 x 36 - CLEAN FLUSH  
Art. 8813 - 53,5 x 36  
Art. 8815 - 40 x 29 - KIDS WC

Art. 8610





MOAI 55R - 55 x 45 Cm - 15 Kg - 5 L.

Lavabo da appoggio  
Lay-on washbasin  
Lavabo à poser  
Aufsatzwaschbecken  
Lavabo de apoyo  
Раковина умывальника накладная


WHITE

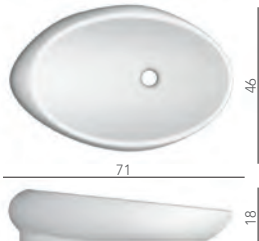
Senza troppo pieno - Consigliata piletta Art. 10034  
Without overflow - Waste Art. 10034 recommended  
Sans trop-plein - Bonde Art. 10034 conseillée  
Ohne überlauf - Abfluss Art. 10034 empfohlen  
Sin rebosadero - Recomendado desagüe Art. 10034  
Без пробки перелива - Рекомендуется донный клапан арт. 10034

PALLET QUANTITY - 100x120x200h: 50  
PALLET QUANTITY - 80x120x200h: 28

BIOKER

Art. 8601





MOAI 71 - 71 x 46 Cm - 15 Kg - 3,5 L.

Lavabo da appoggio  
Lay-on washbasin  
Lavabo à poser  
Aufsatzwaschbecken  
Lavabo de apoyo  
Раковина умывальника накладная


WHITE


Senza troppo pieno - Consigliata piletta Art. 10034  
Without overflow - Waste Art. 10034 recommended  
Sans trop-plein - Bonde Art. 10034 conseillée  
Ohne überlauf - Abfluss Art. 10034 empfohlen  
Sin rebosadero - Recomendado desagüe Art. 10034  
Без пробки перелива - Рекомендуется донный клапан арт. 10034

PALLET QUANTITY - 100x120x200h: 20  
PALLET QUANTITY - 80x120x200h: 15

BIOKER

Art. 8602





MOAI 71R - 71 x 46 Cm - 15 Kg - 3,5 L.

Lavabo da appoggio  
Lay-on washbasin  
Lavabo à poser  
Aufsatzwaschbecken  
Lavabo de apoyo  
Раковина умывальника накладная

WHITE


Senza troppo pieno - Consigliata piletta Art. 10034  
Without overflow - Waste Art. 10034 recommended  
Sans trop-plein - Bonde Art. 10034 conseillée  
Ohne überlauf - Abfluss Art. 10034 empfohlen  
Sin rebosadero - Recomendado desagüe Art. 10034  
Без пробки перелива - Рекомендуется донный клапан арт. 10034

PALLET QUANTITY - 100x120x200h: 20  
PALLET QUANTITY - 80x120x200h: 15

BIOKER







Art. 8603

**MOAI FLOOR-STANDING** - 51 x 42,5 x h 85 Cm - 45 Kg - 7 L.

Lavabo a terra da appoggio

Floor-standing washbasin

Lavabo au sol

Standwaschbecken

Lavabo al suelo de apoyo

Раковина умывальника напольная

**WHITE**

85



51

42,5

Senza troppo pieno - Sifone e raccordo in plastica incluso

Without overflow - Plastic trap and fitting included

Sans trop-plein - Siphon et raccord en plastique inclus

Ohne überlauf - Siphon und anschluss aus kunststoff mitgeliefert

Sin rebosadero - Sifón y unión in plástico incluyendo

Без пробки перелива - Пластиковые сифон и патрубок входят в комплект

PALLET QUANTITY - 100x120x200h: 6

PALLET QUANTITY - 80x120x200h: 3

**BIOKER**

Art. 10034

Piletta lavabo da 1"1/4

con troppo pieno integrato

1"1/4 washbasin waste with overflow

Bonde lavabo de 1"1/4 avec trop-plein intégré

Waschbeckenabfluss 1"1/4 mit integriertem Überlaufschutz

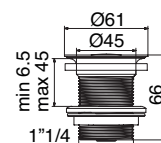
Desagüe lavabo de 1"1/4 con rebosadero integrado

Донный клапан для умывальника 1"1/4 с интегрированным переливом



CR

NROP



Art. 10010/C

Scarico automatico 1"1/4 click-clack, tappo grande

Automatic pop-waste 1" 1/4 click-clack, big plug

Bonde clic-clac, grand débit

Automatischer ablauf click-clack, crosser stöpsel

Valvula automática 1" 1/4 click-clack, tapón grande

Слив автоматический: клапан 1"1/4, большая пробка



CR / NROP + WHITE

ORS + WHITE

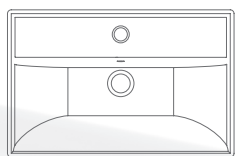
ML - 200

ML

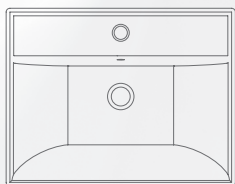


Art. 3004 - 61,5 x 47 x h 5 Cm / total 16,5 Cm

## 60-61,5 Cm

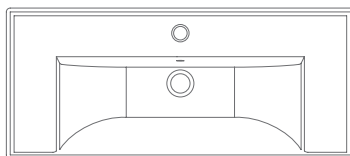


ML 60 x 40  
Art. 3001 - Pag. 204

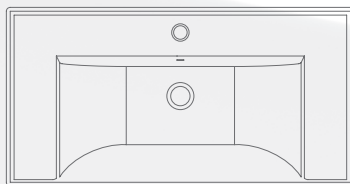


ML 60 x 47  
Art. 3004 - Pag. 204

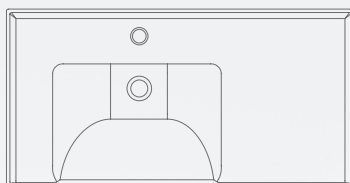
## 92 Cm



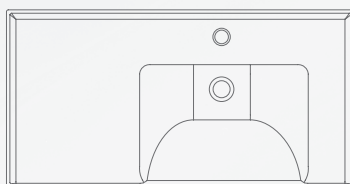
ML 90 x 40  
Art. 3002 - Pag. 204



ML 90 x 47  
Art. 3005 - Pag. 207

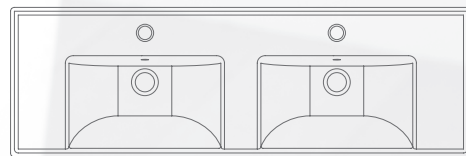


ML 90 x 47 SHELF DX  
Art. 3008 - Pag. 208

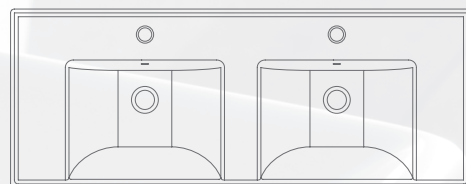


ML 90 x 47 SHELF SX  
Art. 3009 - Pag. 208

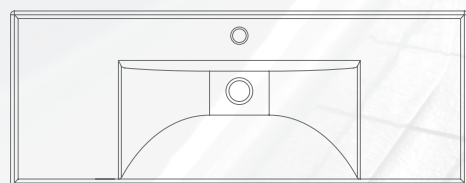
## 122 Cm



ML 120 x 40  
Art. 3003 - Pag. 207



ML 120 x 47  
Art. 3006 - Pag. 207



ML 120 x 47 DOUBLE SHELF  
Art. 3007 - Pag. 208

TOWEL BAR - Pag. 211

ML dalle forme rigorose attorno alle quali far ruotare una scelta creativa di complementi. ML progetta risposte concrete, qualità e design un privilegio per tutti.

ML with its rigorous forms accompanied by a creative selection of accessories. ML designs tangible solutions - quality and design a privilege for all.

DESIGN  
STUDIO TECNICO SCARABEO









## WC BIDET ABBINABILI

MATCHING WCS AND BIDETS - WC ET BIDET COMBINABLES  
KOMBINIERBARE WCS UND BIDETS - WC BIDÉ COMBINABLES  
УНИТАЗЫ БИДЕ КОМБИНИРУЕМЫЕ

ML



P\_45

Art. 5201/TW - 50,5 x 36 - TWIST  
Art. 5202 - 50,5 x 36



P\_46

Art. 5203/TW - 55 x 36 - TWIST  
Art. 5204 - 55 x 36



P\_47

Art. 5205/TW - 55 x 36 - TWIST  
Art. 5206 - 55 x 36



P\_69

Art. 5520/CL - 50,5 x 36 - CLEAN FLUSH  
Art. 5521 - 50,5 x 36



P\_74

Art. 5524/CL - 45 x 35 - CLEAN FLUSH  
Art. 5525 - 45 x 35



P\_70

Art. 5522/CL - 54,5 x 36 - CLEAN FLUSH  
Art. 5523 - 54,5 x 36



P\_73

Art. 5526/CL - 66 x 36 - CLEAN FLUSH  
Art. 5527 - 36 x 15 - CISTERN



P\_99

Art. 5126/TW - 52 x 36 - TWIST  
Art. 5126/CL - 52 x 36 - CLEAN FLUSH  
Art. 5127 - 52 x 36



P\_100

Art. 5138/CL - 55 x 36 - CLEAN FLUSH  
Art. 5139 - 55 x 36



P\_102

Art. 5140/CL - 66 x 36 - CLEAN FLUSH  
Art. 5141 - 35 x 15 - CISTERN



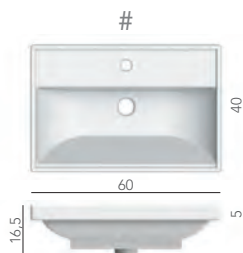
P\_153

Art. 8812 - 53,5 x 36  
Art. 8812/CL - 53,5 x 36 - CLEAN FLUSH  
Art. 8813 - 53,5 x 36  
Art. 8815 - 40 x 29 - KIDS WC

## Art. 3001

**ML 60 x 40** - 60 x 40 Cm - 16 Kg - 4 L.**WHITE**

Lavabo da incasso o sospeso  
 Built-in or wall-mounted washbasin  
 Lavabo encastré ou suspendu  
 Einbau-oder Hängewaschbecken  
 Lavabo de encaje o suspendido  
 Раковина умывальника встраиваемая или подвесная



Fissaggi a muro compresi - Borchia troppo pieno compresa  
 Wall attachments included - Overflow cap included  
 Fixations murales incluses - Anneau trop-plein inclus  
 Wandbefestigungen inklusive - Beschlag für Überlaufschutz inklusive  
 Fijación pared incluida - Tachón rebosadero incluido  
 Настенные крепления входят в комплект - Перелив входит в комплект

PALLET QUANTITY - 100x120x200h: 40


PALLET QUANTITY - 80x120x200h: 28

**BIOKER**

## Art. 3004

**ML 60 x 47** - 61,5 x 47 Cm - 17 Kg - 4,5 L.**WHITE**

Lavabo da incasso o sospeso  
 Built-in or wall-mounted washbasin  
 Lavabo encastré ou suspendu  
 Einbau-oder Hängewaschbecken  
 Lavabo de encaje o suspendido  
 Раковина умывальника встраиваемая или подвесная



Fissaggi a muro compresi - Borchia troppo pieno compresa  
 Wall attachments included - Overflow cap included  
 Fixations murales incluses - Anneau trop-plein inclus  
 Wandbefestigungen inklusive - Beschlag für Überlaufschutz inklusive  
 Fijación pared incluida - Tachón rebosadero incluido  
 Настенные крепления входят в комплект - Перелив входит в комплект

PALLET QUANTITY - 100x120x200h: 40

PALLET QUANTITY - 80x120x200h: 28

**BIOKER**

## Art. 3002

**ML 90 x 40** - 92 x 39 Cm - 21 Kg - 5 L.**WHITE**

Lavabo da incasso o sospeso  
 Built-in or wall-mounted washbasin  
 Lavabo encastré ou suspendu  
 Einbau-oder Hängewaschbecken  
 Lavabo de encaje o suspendido  
 Раковина умывальника встраиваемая или подвесная



Fissaggi a muro compresi - Borchia troppo pieno compresa  
 Wall attachments included - Overflow cap included  
 Fixations murales incluses - Anneau trop-plein inclus  
 Wandbefestigungen inklusive - Beschlag für Überlaufschutz inklusive  
 Fijación pared incluida - Tachón rebosadero incluido  
 Настенные крепления входят в комплект - Перелив входит в комплект

PALLET QUANTITY - 100x120x200h: 20

PALLET QUANTITY - 80x120x200h: 13

**BIOKER**









## Art. 3005

ML 90 x 47 - 92 x 47 Cm - 22 Kg - 5,5 L.

Lavabo da incasso o sospeso  
 Built-in or wall-mounted washbasin  
 Lavabo encastré ou suspendu  
 Einbau-oder Hängewaschbecken  
 Lavabo de encaje o suspendido  
 Раковина умывальника встраиваемая или подвесная

WHITE



Fissaggi a muro compresi - Borchia troppo pieno compresa  
 Wall attachments included - Overflow cap included  
 Fixations murales incluses - Anneau trop-plein inclus  
 Wandbefestigungen inklusive - Beschlag für Überlaufschutz inklusive  
 Fijación pared incluida - Tachón rebosadero incluido  
 Настенные крепления входят в комплект - Перелив входит в комплект

PALLET QUANTITY - 100x120x200h: 20

PALLET QUANTITY - 80x120x200h: 13

BIOKER

## Art. 3003

ML 120 x 40 - 122 x 40 Cm - 28 Kg - 4 L.

Lavabo da incasso o sospeso  
 Built-in or wall-mounted washbasin  
 Lavabo encastré ou suspendu  
 Einbau-oder Hängewaschbecken  
 Lavabo de encaje o suspendido  
 Раковина умывальника встраиваемая или подвесная

WHITE



Fissaggi a muro compresi - Borchia troppo pieno compresa  
 Wall attachments included - Overflow cap included  
 Fixations murales incluses - Anneau trop-plein inclus  
 Wandbefestigungen inklusive - Beschlag für Überlaufschutz inklusive  
 Fijación pared incluida - Tachón rebosadero incluido  
 Настенные крепления входят в комплект - Перелив входит в комплект

PALLET QUANTITY - 100x120x200h: 17

PALLET QUANTITY - 80x120x200h: 13

BIOKER

## Art. 3006

ML 120 x 47 - 122 x 47 Cm - 30 Kg - 4 L.

Lavabo da incasso o sospeso  
 Built-in or wall-mounted washbasin  
 Lavabo encastré ou suspendu  
 Einbau-oder Hängewaschbecken  
 Lavabo de encaje o suspendido  
 Раковина умывальника встраиваемая или подвесная

WHITE



Fissaggi a muro compresi - Borchia troppo pieno compresa  
 Wall attachments included - Overflow cap included  
 Fixations murales incluses - Anneau trop-plein inclus  
 Wandbefestigungen inklusive - Beschlag für Überlaufschutz inklusive  
 Fijación pared incluida - Tachón rebosadero incluido  
 Настенные крепления входят в комплект - Перелив входит в комплект

PALLET QUANTITY - 100x120x200h: 17

PALLET QUANTITY - 80x120x200h: 13



BIOKER

Art. 3008

ML 90 x 47 SHELF DX - 92 x 47 Cm - 22 Kg - 4 L.

Lavabo da incasso o sospeso  
Built-in or wall-mounted washbasin  
Lavabo encastré ou suspendu  
Einbau-oder Hängewaschbecken  
Lavabo de encaje o suspendido  
Раковина умывальника встраиваемая или подвесная

WHITE



Fissaggi a muro compresi - Borchia troppo pieno compresa  
Wall attachments included - Overflow cap included  
Fixations murales incluses - Anneau trop-plein inclus  
Wandbefestigungen inklusive - Beschlag für Überlaufschutz inklusive  
Fijación pared incluida - Tachón rebosadero incluido  
Настенные крепления входят в комплект - Перелив входит в комплект

PALLET QUANTITY - 100x120x200h: 20  
PALLET QUANTITY - 80x120x200h: 13



BIOKER

Art. 3009

ML 90 x 47 SHELF SX - 92 x 47 Cm - 22 Kg - 4 L.

Lavabo da incasso o sospeso  
Built-in or wall-mounted washbasin  
Lavabo encastré ou suspendu  
Einbau-oder Hängewaschbecken  
Lavabo de encaje o suspendido  
Раковина умывальника встраиваемая или подвесная

WHITE



Fissaggi a muro compresi - Borchia troppo pieno compresa  
Wall attachments included - Overflow cap included  
Fixations murales incluses - Anneau trop-plein inclus  
Wandbefestigungen inklusive - Beschlag für Überlaufschutz inklusive  
Fijación pared incluida - Tachón rebosadero incluido  
Настенные крепления входят в комплект - Перелив входит в комплект

PALLET QUANTITY - 100x120x200h: 20  
PALLET QUANTITY - 80x120x200h: 13

BIOKER

Art. 3007

ML 120 x 47 DOUBLE SHELF - 121 x 46,5 Cm - 28 Kg - 5,5 L.

Lavabo da incasso o sospeso  
Built-in or wall-mounted washbasin  
Lavabo encastré ou suspendu  
Einbau-oder Hängewaschbecken  
Lavabo de encaje o suspendido  
Раковина умывальника встраиваемая или подвесная

WHITE



Fissaggi a muro compresi - Borchia troppo pieno compresa  
Wall attachments included - Overflow cap included  
Fixations murales incluses - Anneau trop-plein inclus  
Wandbefestigungen inklusive - Beschlag für Überlaufschutz inklusive  
Fijación pared incluida - Tachón rebosadero incluido  
Настенные крепления входят в комплект - Перелив входит в комплект

PALLET QUANTITY - 100x120x200h: 17  
PALLET QUANTITY - 80x120x200h: 13

BIOKER

# Lato muro non smaltato - Wall side not glazed - Non emaille a l'arriere - Seitenwand nicht emaillierte - Lado pared no esmaltado - Со стороны неэмалированной стены





Art. 3008 - 92 x 47 x h 5 Cm / total 18 Cm





Art. 3009 - 92 x 47 x h 5 Cm / total 18 Cm  
Art. 10044\_CR - L 90 Cm

## TOWEL BAR



Porta asciugamani  
Towel bar  
Porte-Serviettes  
Handtuchhalter  
Toallero  
Держатель полотенец

Art. 10042 - L 59 Cm

Per - For - Pour - Für - Para - Для: Art.: 3001 - 3004

CR

Art. 10044 - L 90 Cm

Per - For - Pour - Für - Para - Для: Art.: 3002 - 3005 - 3008 - 3009

CR

Art. 10046 - L 118 Cm

Per - For - Pour - Für - Para - Для: Art.: 3003 - 3006 - 3007

CR

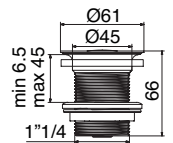
Art. 10034



Piletta lavabo da 1"1/4  
con troppo pieno integrato  
1"1/4 washbasin waste with overflow  
Bonde lavabo de 1"1/4 avec trop-plein intégré  
Waschbeckenabfluss 1"1/4 mit integriertem Überlaufschutz  
Desagüe lavabo de 1"1/4 con rebosadero integrado  
Донный клапан для умывальника 1"1/4 с интегрированным переливом

CR

NROP



Art. 10010/C



Scarico automatico 1"1/4 click-clack, tappo grande  
Automatic pop-waste 1" 1/4 click-clack, big plug  
Bonde clic-clac, grand debit  
Automatischer ablauf click-clack, crosser stöpsel  
Valvula automática 1" 1/4 click-clack, tapón grande  
Слив автоматический: клапан 1"1/4, большая пробка

CR / NROP + WHITE

ORS + WHITE

Soft-Hung-Cube - 212

SOFT - HANG - CUBE



Art. 1503 - 30 x 22 x h 10 Cm

# Soft - Hung - Cube

## SOFT 30-45 Cm



SOFT 30  
Art. 1503 - Pag. 216



SOFT 38  
Art. 1502 - Pag. 216

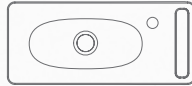


SOFT 45  
Art. 1501 - Pag. 216

## HUNG 40-60 Cm



HUNG 40  
Art. 1513 - Pag. 219



HUNG 50  
Art. 1512 - Pag. 219

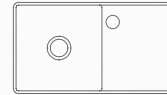


HUNG 60  
Art. 1511 - Pag. 219

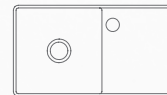
## CUBE 24-42 Cm



CUBE 24 H24  
Art. 1521 - Pag. 220



CUBE 42 H24  
Art. 1522 - Pag. 220



CUBE 42 H11  
Art. 1523 - Pag. 220

### SOFT

Rigorous and clean, the Soft washbasin highlights the company's ability in the use of ceramic, which achieves a high level of definition. The clean and extremely thin edge stands in sharp contrast with the delicate and smooth lines of the basin which accompany the flow of water.

With its rigorous and clean design, the Soft washbasin highlights the company's ability in use of ceramic, which achieves a high level of definition here. The clean and extremely thin edge stands in sharp contrast with the delicate and smooth lines of the basin which accompany the flow of water.



### HUNG

Hung is functionality and optimization of space. Designed by Emo design, this rectangular mini ceramic washbasin also incorporates a towel rail hole in its main structure, ensuring everything is within easy reach in an extremely small space.

Hung is the ideal and functional solution for optimising space. Designed by Emo design, this rectangular mini ceramic washbasin also incorporates a towel rail hole in its main structure, ensuring everything is within easy reach in an extremely small space.



### CUBE

The Cube mini washbasin, designed by Emo design, appears like a suspended ceramic cube. The washbasin reveals a distinct aesthetic dimension without renouncing functionality, regardless of its compact dimensions: hand washing is facilitated by the rather large depth of the bowl.

The Cube mini washbasin, designed by Emo design, appears like a suspended ceramic cube. The washbasin reveals a distinct aesthetic dimension without renouncing functionality, regardless of its compact dimensions: hand washing is facilitated by the rather large depth of the bowl.

EMO DESIGN





# WC BIDET ABBINABILI

MATCHING WCS AND BIDETS - WC ET BIDET COMBINABLES  
KOMBINIERBARE WCS UND BIDETS - WC BIDÉ COMBINABLES  
УНИТАЗЫ БИДЕ КОМБИНИРУЕМЫЕ



P\_45

Art. 5201/TW - 50,5 x 36 - TWIST  
Art. 5202 - 50,5 x 36



P\_46

Art. 5203/TW - 55 x 36 - TWIST  
Art. 5204 - 55 x 36



P\_47

Art. 5205/TW - 55 x 36 - TWIST  
Art. 5206 - 55 x 36



P\_69

Art. 5520/CL - 50,5 x 36 - CLEAN FLUSH  
Art. 5521 - 50,5 x 36



P\_74

Art. 5524/CL - 45 x 35 - CLEAN FLUSH  
Art. 5525 - 45 x 35



P\_70

Art. 5522/CL - 54,5 x 36 - CLEAN FLUSH  
Art. 5523 - 54,5 x 36



P\_73

Art. 5526/CL - 66 x 36 - CLEAN FLUSH  
Art. 5527 - 36 x 15 - CISTERN



P\_99

Art. 5126/TW - 52 x 36 - TWIST  
Art. 5126/CL - 52 x 36 - CLEAN FLUSH  
Art. 5127 - 52 x 36



P\_100

Art. 5138/CL - 55 x 36 - CLEAN FLUSH  
Art. 5139 - 55 x 36



P\_102

Art. 5140/CL - 66 x 36 - CLEAN FLUSH  
Art. 5141 - 35 x 15 - CISTERN



P\_153

Art. 8812 - 53,5 x 36  
Art. 8812/CL - 53,5 x 36 - CLEAN FLUSH  
Art. 8813 - 53,5 x 36  
Art. 8815 - 40 x 29 - KIDS WC

## Art. 1501

## SOFT 45 - 45 x 22 Cm - 6 Kg - 1,3 L.

Lavabo da appoggio o sospeso  
Lay-on or wall-mounted washbasin  
Lavabo à poser ou suspendu  
Aufsatz-oder Hängewaschbecken  
Lavabo de apoyo o suspendido  
Раковина умывальника накладная или подвесная

Fissaggi a muro compresi - Senza troppo pieno  
Consigliata piletta Art. 10034 / 10026  
Wall attachments included - Without overflow  
Waste Art. 10034 / 10026 recommended  
Fixations murales incluses - Sans trop-plein  
Bonde Art. 10034 / 10026 conseillée  
Wandbefestigungen inklusive - Ohne überlauf  
Abfluss Art. 10034 / 10026 empfohlen  
Fijación pared incluida - Sin rebosadero  
Recomendado desagüe Art. 10034 / 10026  
Настенные крепления входят в комплект - Без пробки перелива  
Рекомендуется донный клапан арт. 10034 / 10026


PALLET QUANTITY - 100x120x200h: 96

PALLET QUANTITY - 80x120x200h: 72


## BIOKER

## WHITE

## COLORS



## DecorLAB



## Art. 1502

## SOFT 38 - 38 x 22 Cm - 5 Kg - 1,2 L.

Lavabo da appoggio o sospeso  
Lay-on or wall-mounted washbasin  
Lavabo à poser ou suspendu  
Aufsatz-oder Hängewaschbecken  
Lavabo de apoyo o suspendido  
Раковина умывальника накладная или подвесная

Fissaggi a muro compresi - Senza troppo pieno  
Consigliata piletta Art. 10034 / 10026  
Wall attachments included - Without overflow  
Waste Art. 10034 / 10026 recommended  
Fixations murales incluses - Sans trop-plein  
Bonde Art. 10034 / 10026 conseillée  
Wandbefestigungen inklusive - Ohne überlauf  
Abfluss Art. 10034 / 10026 empfohlen  
Fijación pared incluida - Sin rebosadero  
Recomendado desagüe Art. 10034 / 10026  
Настенные крепления входят в комплект - Без пробки перелива  
Рекомендуется донный клапан арт. 10034 / 10026


PALLET QUANTITY - 100x120x200h: 161

PALLET QUANTITY - 80x120x200h: 110


## BIOKER

## WHITE

## COLORS



## DecorLAB



## Art. 1503

## SOFT 30 - 30 x 22 Cm - 4 Kg - 1,3 L.

Lavabo da appoggio  
Lay-on washbasin  
Lavabo à poser  
Aufsatzwaschbecken  
Lavabo de apoyo  
Раковина умывальника накладная

Senza troppo pieno - Consigliata piletta Art. 10034 / 10026  
Without overflow - Waste Art. 10034 / 10026 recommended  
Sans trop-plein - Bonde Art. 10034 / 10026 conseillée  
Ohne überlauf - Abfluss Art. 10034 / 10026 empfohlen  
Sin rebosadero - Recomendado desagüe Art. 10034 / 10026  
Без пробки перелива - Рекомендуется донный клапан арт. 10034 / 10026


PALLET QUANTITY - 100x120x200h: 225

PALLET QUANTITY - 80x120x200h: 143


## BIOKER

## WHITE

## COLORS



## DecorLAB











## Art. 1511

## HUNG 60 - 60 x 22 Cm - 7 Kg - 1 L.

Lavabo sospeso  
Wall-mounted washbasin  
Lavabo suspendu  
Hängewaschbecken  
Lavabo suspendido  
Раковина умывальника подвесная

Fissaggi a muro compresi - Senza troppo pieno  
Consigliata piletta Art. 10034 / 10026  
Wall attachments included - Without overflow  
Waste Art. 10034 / 10026 recommended  
Fixations murales incluses - Sans trop-plein  
Bonde Art. 10034 / 10026 conseillée  
Wandbefestigungen inklusive - Ohne überlauf  
Abfluss Art. 10034 / 10026 empfohlen  
Fijación pared incluida - Sin rebosadero  
Recomendado desagüe Art. 10034 / 10026  
Настенные крепления входят в комплект - Без пробки перелива  
Рекомендуется донный клапан арт. 10034 / 10026


PALLET QUANTITY - 100x120x200h: 112

PALLET QUANTITY - 80x120x200h: 84

## BIOKER

## WHITE

## COLORS



## DecorLAB



## Art. 1512

## HUNG 50 - 50 x 22 Cm - 6 Kg - 0,7 L.

Lavabo sospeso  
Wall-mounted washbasin  
Lavabo suspendu  
Hängewaschbecken  
Lavabo suspendido  
Раковина умывальника подвесная

Fissaggi a muro compresi - Senza troppo pieno  
Consigliata piletta Art. 10034 / 10026  
Wall attachments included - Without overflow  
Waste Art. 10034 / 10026 recommended  
Fixations murales incluses - Sans trop-plein  
Bonde Art. 10034 / 10026 conseillée  
Wandbefestigungen inklusive - Ohne überlauf  
Abfluss Art. 10034 / 10026 empfohlen  
Fijación pared incluida - Sin rebosadero  
Recomendado desagüe Art. 10034 / 10026  
Настенные крепления входят в комплект - Без пробки перелива  
Рекомендуется донный клапан арт. 10034 / 10026


PALLET QUANTITY - 100x120x200h: 120

PALLET QUANTITY - 80x120x200h: 84

## BIOKER

## WHITE

## COLORS



## DecorLAB



## Art. 1513

## HUNG 40 - 40 x 22 Cm - 5 Kg - 0,5 L.

Lavabo sospeso  
Wall-mounted washbasin  
Lavabo suspendu  
Hängewaschbecken  
Lavabo suspendido  
Раковина умывальника подвесная

Fissaggi a muro compresi - Senza troppo pieno  
Consigliata piletta Art. 10034 / 10026  
Wall attachments included - Without overflow  
Waste Art. 10034 / 10026 recommended  
Fixations murales incluses - Sans trop-plein  
Bonde Art. 10034 / 10026 conseillée  
Wandbefestigungen inklusive - Ohne überlauf  
Abfluss Art. 10034 / 10026 empfohlen  
Fijación pared incluida - Sin rebosadero  
Recomendado desagüe Art. 10034 / 10026  
Настенные крепления входят в комплект - Без пробки перелива  
Рекомендуется донный клапан арт. 10034 / 10026


PALLET QUANTITY - 100x120x200h: 161

PALLET QUANTITY - 80x120x200h: 110

## BIOKER

## WHITE

## COLORS



## DecorLAB



## Art. 1521

## CUBE 24 H24 - 24 x 24 Cm - 8 Kg - 0,7 L.


Lavabo da appoggio o sospeso  
Lay-on or wall-mounted washbasin  
Lavabo à poser ou suspendu  
Aufsatz-oder Hängewaschbecken  
Lavabo de apoyo o suspendido  
Раковина умывальника накладная или подвесная

Fissaggi a muro compresi - Senza troppo pieno  
Consigliata piletta Art. 10034 / 10026  
Wall attachments included - Without overflow  
Waste Art. 10034 / 10026 recommended  
Fixations murales incluses - Sans trop-plein  
Bonde Art. 10034 / 10026 conseillée  
Wandbefestigungen inklusive - Ohne überlauf  
Abfluss Art. 10034 / 10026 empfohlen  
Fijación pared incluida - Sin rebosadero  
Recomendado desagüe Art. 10034 / 10026  
Настенные крепления входят в комплект - Без пробки перелива  
Рекомендуется донный клапан арт. 10034 / 10026

PALLET QUANTITY - 100x120x200h: 96


PALLET QUANTITY - 80x120x200h: 72

## BIOKER




## WHITE

## COLORS



## DecorLAB



## Art. 1522

## CUBE 42 H24 - 42 x 24 Cm - 10 Kg - 0,7 L.


Lavabo da appoggio o sospeso  
Lay-on or wall-mounted washbasin  
Lavabo à poser ou suspendu  
Aufsatz-oder Hängewaschbecken  
Lavabo de apoyo o suspendido  
Раковина умывальника накладная или подвесная

Fissaggi a muro compresi - Senza troppo pieno  
Consigliata piletta Art. 10034 / 10026  
Wall attachments included - Without overflow  
Waste Art. 10034 / 10026 recommended  
Fixations murales incluses - Sans trop-plein  
Bonde Art. 10034 / 10026 conseillée  
Wandbefestigungen inklusive - Ohne überlauf  
Abfluss Art. 10034 / 10026 empfohlen  
Fijación pared incluida - Sin rebosadero  
Recomendado desagüe Art. 10034 / 10026  
Настенные крепления входят в комплект - Без пробки перелива  
Рекомендуется донный клапан арт. 10034 / 10026

PALLET QUANTITY - 100x120x200h: 70


PALLET QUANTITY - 80x120x200h: 44

## BIOKER



## WHITE

## COLORS



## DecorLAB



## Art. 1523

## CUBE 42 H11 - 42 x 24 Cm - 5 Kg - 0,7 L.


Lavabo da appoggio o sospeso  
Lay-on or wall-mounted washbasin  
Lavabo à poser ou suspendu  
Aufsatz-oder Hängewaschbecken  
Lavabo de apoyo o suspendido  
Раковина умывальника накладная или подвесная

Fissaggi a muro compresi - Senza troppo pieno  
Consigliata piletta Art. 10034 / 10026  
Wall attachments included - Without overflow  
Waste Art. 10034 / 10026 recommended  
Fixations murales incluses - Sans trop-plein  
Bonde Art. 10034 / 10026 conseillée  
Wandbefestigungen inklusive - Ohne überlauf  
Abfluss Art. 10034 / 10026 empfohlen  
Fijación pared incluida - Sin rebosadero  
Recomendado desagüe Art. 10034 / 10026  
Настенные крепления входят в комплект - Без пробки перелива  
Рекомендуется донный клапан арт. 10034 / 10026

PALLET QUANTITY - 100x120x200h: 126


PALLET QUANTITY - 80x120x200h: 72

## BIOKER



## WHITE

## COLORS



## DecorLAB





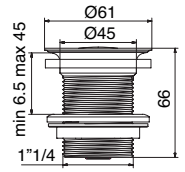




## Art. 10034



Piletta lavabo da 1"1/4  
con troppo pieno integrato  
1"1/4 washbasin waste with overflow  
Bonde lavabo de 1"1/4 avec trop-plein intégré  
Waschbeckenabfluss 1"1/4 mit integriertem Überlaufschutz  
Desagüe lavabo de 1"1/4 con rebosadero integrado  
Донный клапан для умывальника 1"1/4 с интегрированным переливом

CR NROP 

## Art. 10026



Piletta sempre aperta  
Waste always open  
Bonde toujours ouverte  
Immer offener Auslauf  
Pileta siempre abierta  
Сток всегда открыт

CR 

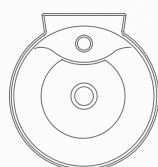


THIN-LINE

39,5-42 Cm



SFERA  
Art. 8009 - Pag. 231



SFERA R  
Art. 8009/R - Pag. 231



OVO  
Art. 8011 - Pag. 232



CONO  
Art. 8010 - Pag. 232



CONO R  
Art. 8010/R - Pag. 232

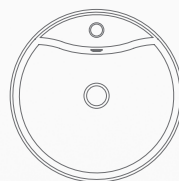
45-46 Cm



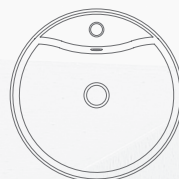
CUP  
Art. 8044 - Pag. 231



GEO  
Art. 8029 - Pag. 235

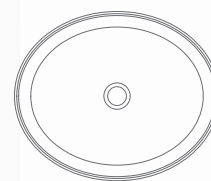


GEO R  
Art. 8029/R - Pag. 235

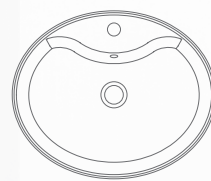


GEO D  
Art. 8029/D - Pag. 235

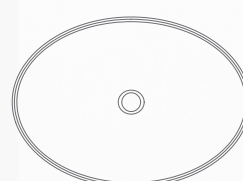
54,5-63 Cm



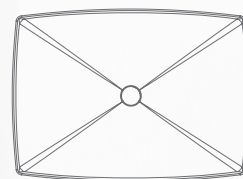
WIND  
Art. 8030 - Pag. 236



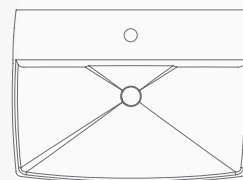
WIND R  
Art. 8030/R - Pag. 236



NECK  
Art. 8045 - Pag. 228



KYLIS  
Art. 8046 - Pag. 228



KYLIS R  
Art. 8046/R - Pag. 228

Design come espressione di una concezione nuova di vita, più libera. Thin-Line semplice e lineare in tutti i suoi modelli si caratterizza con spessori sottili rinunciando ad inutili orpelli. Rigorosi nella forma e nella funzione, danno vita ad ambienti caldi e moderni, creando un'atmosfera unica anche nei bagni più piccoli.

Design as an expression of a new more liberal concept of life. All Thin-Line models are simple and linear with a slenderness which turns its back on unuseful embellishments. With its exact lines and function, it breathes life into warm and modern spaces, creating a unique atmosphere even in the smallest of bathrooms.

DESIGN  
GIOVANNI CALISTI





# WC BIDET ABBINABILI

MATCHING WCS AND BIDETS - WC ET BIDET COMBINABLES  
KOMBINIERBARE WCS UND BIDETS - WC BIDÉ COMBINABLES  
УНИТАЗЫ БИДЕ КОМБИНИРУЕМЫЕ



P\_45

Art. 5201/TW - 50,5 x 36 - TWIST  
Art. 5202 - 50,5 x 36



P\_46

Art. 5203/TW - 55 x 36 - TWIST  
Art. 5204 - 55 x 36



P\_47

Art. 5205/TW - 55 x 36 - TWIST  
Art. 5206 - 55 x 36



P\_69

Art. 5520/CL - 50,5 x 36 - CLEAN FLUSH  
Art. 5521 - 50,5 x 36



P\_74

Art. 5524/CL - 45 x 35 - CLEAN FLUSH  
Art. 5525 - 45 x 35



P\_70

Art. 5522/CL - 54,5 x 36 - CLEAN FLUSH  
Art. 5523 - 54,5 x 36



P\_73

Art. 5526/CL - 66 x 36 - CLEAN FLUSH  
Art. 5527 - 36 x 15 - CISTERN



P\_99

Art. 5126/TW - 52 x 36 - TWIST  
Art. 5126/CL - 52 x 36 - CLEAN FLUSH  
Art. 5127 - 52 x 36



P\_100

Art. 5138/CL - 55 x 36 - CLEAN FLUSH  
Art. 5139 - 55 x 36



P\_102

Art. 5140/CL - 66 x 36 - CLEAN FLUSH  
Art. 5141 - 35 x 15 - CISTERN



P\_153


Art. 8812 - 53,5 x 36  
Art. 8812/CL - 53,5 x 36 - CLEAN FLUSH  
Art. 8813 - 53,5 x 36  
Art. 8815 - 40 x 29 - KIDS WC

## Art. 8046

KYLIS - 63 x 46 Cm - 15 Kg - 13 L.

Lavabo da appoggio  
Lay-on washbasin  
Lavabo à poser  
Aufsatzwaschbecken  
Lavabo de apoyo  
Раковина умывальника накладная

WHITE



Senza troppo pieno - Consigliata piletta Art. 10034  
Without overflow - Waste Art. 10034 recommended  
Sans trop-plein - Bonde Art. 10034 conseillée  
Ohne überlauf - Abfluss Art. 10034 empfohlen  
Sin rebosadero - Recomendado desagüe Art. 10034  
Без пробки перелива - Рекомендуется донный клапан арт. 10034

PALLET QUANTITY - 100x120x200h: 40

PALLET QUANTITY - 80x120x200h: 28


BIOKER

## Art. 8046/R

KYLIS R - 62 x 44,5 Cm - 15 Kg - 5 L.

Lavabo da appoggio o sospeso  
Lay-on or wall-mounted washbasin  
Lavabo à poser ou suspendu  
Aufsatz-oder Hängewaschbecken  
Lavabo de apoyo o suspendido  
Раковина умывальника накладная или подвесная

WHITE



Fissaggi a muro compresi - Borchia troppo pieno compresa  
Wall attachments included - Overflow cap included  
Fixations murales incluses - Anneau trop-plein inclus  
Wandbefestigungen inklusive - Beschlag für Überlaufschutz inklusive  
Fijación pared incluida - Tachón rebosadero incluido  
Настенные крепления входят в комплект - Перелив входит в комплект

PALLET QUANTITY - 100x120x200h: 40

PALLET QUANTITY - 80x120x200h: 28


BIOKER

## Art. 8045

NECK - 63 x 45 Cm - 12 Kg - 8,5 L.

Lavabo da appoggio  
Lay-on washbasin  
Lavabo à poser  
Aufsatzwaschbecken  
Lavabo de apoyo  
Раковина умывальника накладная

WHITE




Senza troppo pieno - Consigliata piletta Art. 10034  
Without overflow - Waste Art. 10034 recommended  
Sans trop-plein - Bonde Art. 10034 conseillée  
Ohne überlauf - Abfluss Art. 10034 empfohlen  
Sin rebosadero - Recomendado desagüe Art. 10034  
Без пробки перелива - Рекомендуется донный клапан арт. 10034

PALLET QUANTITY - 100x120x200h: 34

PALLET QUANTITY - 80x120x200h: 26

BIOKER

COLORS











## Art. 8044

CUP - Ø45 Cm - 8 Kg - 4 L.

Lavabo da appoggio  
Lay-on washbasin  
Lavabo à poser  
Aufsatzwaschbecken  
Lavabo de apoyo  
Раковина умывальника накладная

WHITE

Senza troppo pieno - Consigliata piletta Art. 10034  
Without overflow - Waste Art. 10034 recommended  
Sans trop-plein - Bonde Art. 10034 conseillée  
Ohne überlauf - Abfluss Art. 10034 empfohlen  
Sin rebosadero - Recomendado desagüe Art. 10034  
Без пробки перелива - Рекомендуется донный клапан арт. 10034

PALLET QUANTITY - 100x120x200h: 50  
PALLET QUANTITY - 80x120x200h: 28

BIOKER


## Art. 8009

SFERA - Ø39,5 Cm - 6 Kg - 5 L.

Lavabo da appoggio  
Lay-on washbasin  
Lavabo à poser  
Aufsatzwaschbecken  
Lavabo de apoyo  
Раковина умывальника накладная

WHITE

COLORS



Senza troppo pieno - Consigliata piletta Art. 10034  
Without overflow - Waste Art. 10034 recommended  
Sans trop-plein - Bonde Art. 10034 conseillée  
Ohne überlauf - Abfluss Art. 10034 empfohlen  
Sin rebosadero - Recomendado desagüe Art. 10034  
Без пробки перелива - Рекомендуется донный клапан арт. 10034

PALLET QUANTITY - 100x120x200h: 50  
PALLET QUANTITY - 80x120x200h: 36

BIOKER

## Art. 8009/R

SFERA R - 40 x 42 Cm - 9 Kg - 4 L.

Lavabo da appoggio o sospeso  
Lay-on or wall-mounted washbasin  
Lavabo à poser ou suspendu  
Aufsatz-oder Hängewaschbecken  
Lavabo de apoyo o suspendido  
Раковина умывальника накладная или подвесная

WHITE

Fissaggi a muro compresi - Borchia troppo pieno compresa  
Wall attachments included - Overflow cap included  
Fixations murales incluses - Anneau trop-plein inclus  
Wandbefestigungen inklusive - Beschlag für Überlaufschutz inklusive  
Fijación pared incluida - Tachón rebosadero incluido  
Настенные крепления входят в комплект - Перелив входит в комплект

PALLET QUANTITY - 100x120x200h: 50  
PALLET QUANTITY - 80x120x200h: 36

BIOKER

## Art. 8010

CONO - Ø42 Cm - 6 Kg - 5 L.

Lavabo da appoggio  
Lay-on washbasin  
Lavabo à poser  
Aufsatzwaschbecken  
Lavabo de apoyo  
Раковина умывальника накладная

WHITE



Senza troppo pieno - Consigliata piletta Art. 10034  
Without overflow - Waste Art. 10034 recommended  
Sans trop-plein - Bonde Art. 10034 conseillée  
Ohne überlauf - Abfluss Art. 10034 empfohlen  
Sin rebosadero - Recomendado desagüe Art. 10034  
Без пробки перелива - Рекомендуется донный клапан арт. 10034

PALLET QUANTITY - 100x120x200h: 50

PALLET QUANTITY - 80x120x200h: 36

BIOKER

## Art. 8010/R

CONO R - 42 x 43 Cm - 9 Kg - 4 L.

Lavabo da appoggio o sospeso  
Lay-on or wall-mounted washbasin  
Lavabo à poser ou suspendu  
Aufsatz-oder Hängewaschbecken  
Lavabo de apoyo o suspendido  
Раковина умывальника накладная или подвесная

WHITE



Fissaggi a muro compresi - Borchia troppo pieno compresa  
Wall attachments included - Overflow cap included  
Fixations murales incluses - Anneau trop-plein inclus  
Wandbefestigungen inklusive - Beschlag für Überlaufschutz inklusive  
Fijación pared incluida - Tachón rebosadero incluido  
Настенные крепления входят в комплект - Перелив входит в комплект

PALLET QUANTITY - 100x120x200h: 50

PALLET QUANTITY - 80x120x200h: 36

BIOKER



## Art. 8011

OVO - 41 x 33,5 Cm - 6 Kg - 4 L.

Lavabo da appoggio  
Lay-on washbasin  
Lavabo à poser  
Aufsatzwaschbecken  
Lavabo de apoyo  
Раковина умывальника накладная

WHITE

COLORS



Senza troppo pieno - Consigliata piletta Art. 10034  
Without overflow - Waste Art. 10034 recommended  
Sans trop-plein - Bonde Art. 10034 conseillée  
Ohne überlauf - Abfluss Art. 10034 empfohlen  
Sin rebosadero - Recomendado desagüe Art. 10034  
Без пробки перелива - Рекомендуется донный клапан арт. 10034

PALLET QUANTITY - 100x120x200h: 50

PALLET QUANTITY - 80x120x200h: 36

BIOKER








## Art. 8029

GEO - Ø45 Cm - 9 Kg - 3,5 L.

WHITE

Lavabo da appoggio  
Lay-on washbasin  
Lavabo à poser  
Aufsatzwaschbecken  
Lavabo de apoyo  
Раковина умывальника накладная



Senza troppo pieno - Consigliata piletta Art. 10034  
Without overflow - Waste Art. 10034 recommended  
Sans trop-plein - Bonde Art. 10034 conseillée  
Ohne überlauf - Abfluss Art. 10034 empfohlen  
Sin rebosadero - Recomendado desagüe Art. 10034  
Без пробки перелива - Рекомендуется донный клапан арт. 10034

PALLET QUANTITY - 100x120x200h: 50

PALLET QUANTITY - 80x120x200h: 28

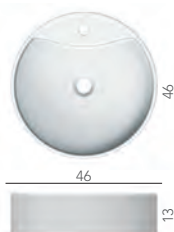
BIOKER

## Art. 8029/R

GEO R - Ø46 Cm - 9 Kg - 3,5 L.

WHITE

Lavabo da appoggio  
Lay-on washbasin  
Lavabo à poser  
Aufsatzwaschbecken  
Lavabo de apoyo  
Раковина умывальника накладная



Borchia troppo pieno compresa  
Overflow cap included  
Anneau trop-plein inclus  
Beschlag für Überlaufschutz inklusive  
Tachón rebosadero incluido  
Перелив входит в комплект

PALLET QUANTITY - 100x120x200h: 50

PALLET QUANTITY - 80x120x200h: 28


BIOKER

## Art. 8029/D

GEO D - Ø46 Cm - 9 Kg - 3 L.

WHITE

Lavabo da semincasso  
Semi built-in washbasin  
Lavabo semi encastré  
Vorbauwaschbecken  
Lavabo de semiencaje  
Раковина умывальника полувстраиваемая








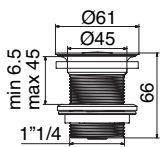























Borchia troppo pieno compresa  
Overflow cap included  
Anneau trop-plein inclus  
Beschlag für Überlaufschutz inklusive  
Tachón rebosadero incluido  
Перелив входит в комплект

PALLET QUANTITY - 100x120x200h: 50

PALLET QUANTITY - 80x120x200h: 28

BIOKER

THIN-LINE	<div>Art. 8030</div> <div></div> <div></div>	<div>WIND - 54,5 x 45 Cm - 11 Kg - 3,5 L.</div> <div>Lavabo da appoggio Lay-on washbasin Lavabo à poser Aufsatzwaschbecken Lavabo de apoyo Раковина умывальника накладная</div> <div>Senza troppo pieno - Consigliata piletta Art. 10034 Without overflow - Waste Art. 10034 recommended Sans trop-plein - Bonde Art. 10034 conseillée Ohne überlauf - Abfluss Art. 10034 empfohlen Sin rebosadero - Recomendado desagüe Art. 10034 Без пробки перелива - Рекомендуется донный клапан арт. 10034</div> <div>PALLET QUANTITY - 100x120x200h: 50 PALLET QUANTITY - 80x120x200h: 28</div> <div>BIOKER</div>	<div>WHITE</div>
	<div>Art. 8030/R</div> <div></div> <div></div>	<div>WIND R - 54,5 x 45 Cm - 11 Kg - 3,5 L.</div> <div>Lavabo da appoggio Lay-on washbasin Lavabo à poser Aufsatzwaschbecken Lavabo de apoyo Раковина умывальника накладная</div> <div>Borchia troppo pieno compresa Overflow cap included Anneau trop-plein inclus Beschlag für Überlaufschutz inklusive Tachón rebosadero incluido Перелив входит в комплект</div> <div>PALLET QUANTITY - 100x120x200h: 50 PALLET QUANTITY - 80x120x200h: 28</div> <div>BIOKER</div>	<div>WHITE</div>
	<div>Art. 10034</div> <div></div>	<div>Piletta lavabo da 1"1/4 con troppo pieno integrato 1"1/4 washbasin waste with overflow Bonde lavabo de 1"1/4 avec trop-plein intégré Waschbeckenabfluss 1"1/4 mit integriertem Überlaufschutz Desagüe lavabo de 1"1/4 con rebosadero integrado Донный клапан для умывальника 1"1/4 с интегрированным переливом</div>	<div>CR  / NROP </div> <div></div> <div>Art. 10010/C</div> <div>Scarico automatico 1"1/4 click-clack, tappo grande Automatic pop-waste 1" 1/4 click-clack, big plug Bonde clic-clac, grand debit Automatischer ablauf click-clack, crosser stöpsel Valvula automática 1" 1/4 click-clack, tapón grande Слив автоматический: клапан 1"1/4, большая пробка</div> <div></div> <div>CR  / NROP  + WHITE</div> <div>ORS  + WHITE</div> <div>CR  / NROP  + COLORS</div> <div>ORS  + COLORS</div> <div><div> 41</div><div> 49 - 35</div><div> 52 - 61</div><div> 53 - 62</div><div> 54 - 64</div><div> 55 - 63</div><div> 56 - 60</div></div> <div><div> 57 - 38</div><div> 58 - 39</div><div> 59 - 40</div><div> 65</div><div> F</div><div> G</div><div> E</div></div>

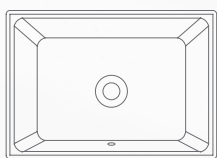






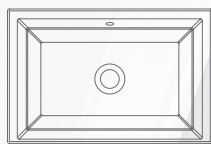
# Gaia - Tech - Miky

GAIA 56-87,5 Cm



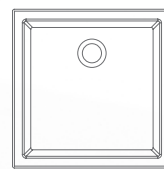
GAIA 50  
Art. 8032 - Pag. 242

TECH 54,5 Cm

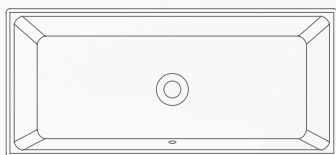


TECH  
Art. 8037 - Pag. 242

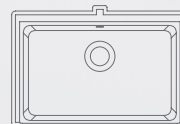
MIKY 42-87 Cm



MIKY 35  
Art. 8089 - Pag. 245



GAIA 80  
Art. 8033 - Pag. 242



MIKY 40  
Art. 8090 - Pag. 245



MIKY 50  
Art. 8091 - Pag. 245



MIKY 80  
Art. 8092 - Pag. 246

GAIA - TECH - MIKY

Gaia, Tech e Miky dalla linea semplice e di grande impatto. Grazie alla loro linea sobria e capienza dei loro grandi bacini sono comodi e pratici da usare.

Gaia, Tech and Miky have simple lines and make a great impact. Thanks to their simple shape and the capacity of their large washbasins they are comfortable and practical to use.

DESIGN  
STUDIO TECNICO  
SCARABEO



# WC BIDET ABBINABILI

MATCHING WCS AND BIDETS - WC ET BIDET COMBINABLES  
KOMBINIERBARE WCS UND BIDETS - WC BIDÉ COMBINABLES  
УНИТАЗЫ БИДЕ КОМБИНИРУЕМЫЕ



P\_45

Art. 5201/TW - 50,5 x 36 - TWIST  
Art. 5202 - 50,5 x 36



P\_46

Art. 5203/TW - 55 x 36 - TWIST  
Art. 5204 - 55 x 36



P\_47

Art. 5205/TW - 55 x 36 - TWIST  
Art. 5206 - 55 x 36



P\_69

Art. 5520/CL - 50,5 x 36 - CLEAN FLUSH  
Art. 5521 - 50,5 x 36



P\_74

Art. 5524/CL - 45 x 35 - CLEAN FLUSH  
Art. 5525 - 45 x 35



P\_70

Art. 5522/CL - 54,5 x 36 - CLEAN FLUSH  
Art. 5523 - 54,5 x 36



P\_73

Art. 5526/CL - 66 x 36 - CLEAN FLUSH  
Art. 5527 - 36 x 15 - CISTERN



P\_99

Art. 5126/TW - 52 x 36 - TWIST  
Art. 5126/CL - 52 x 36 - CLEAN FLUSH  
Art. 5127 - 52 x 36



P\_100

Art. 5138/CL - 55 x 36 - CLEAN FLUSH  
Art. 5139 - 55 x 36



P\_102

Art. 5140/CL - 66 x 36 - CLEAN FLUSH  
Art. 5141 - 35 x 15 - CISTERN





P\_153

Art. 8812 - 53,5 x 36  
Art. 8812/CL - 53,5 x 36 - CLEAN FLUSH  
Art. 8813 - 53,5 x 36  
Art. 8815 - 40 x 29 - KIDS WC



Art. 8032



**GAIA 50** - 56 x 39,5 Cm - 14 Kg - 5,5 L.

Lavabo da incasso  
Built-in washbasin  
Lavabo encastré par dessus  
Einbauwaschbecken  
Lavabo de encaje  
Раковина умывальника встраиваемая



Borchia troppo pieno compresa  
Overflow cap included  
Anneau trop-plein inclus  
Beschlag für Überlaufschutz inklusive  
Tachón rebosadero incluido  
Перелив входит в комплект

PALLET QUANTITY - 100x120x200h: 40  
PALLET QUANTITY - 80x120x200h: 32

**BIOKER**

WHITE

Art. 8033



**GAIA 80** - 87,5 x 39,5 Cm - 18 Kg - 9 L.

Lavabo da incasso  
Built-in washbasin  
Lavabo encastré par dessus  
Einbauwaschbecken  
Lavabo de encaje  
Раковина умывальника встраиваемая

Borchia troppo pieno compresa  
Overflow cap included  
Anneau trop-plein inclus  
Beschlag für Überlaufschutz inklusive  
Tachón rebosadero incluido  
Перелив входит в комплект

PALLET QUANTITY - 100x120x200h: 26  
PALLET QUANTITY - 80x120x200h: 16

**BIOKER**

WHITE

Art. 8037



**TECH** - 54,5 x 36 Cm - 14 Kg - 6 L.

Lavabo sottopiano  
Under-top washbasin  
Lavabo encastré par dessous  
Unterbauwaschbecken  
Lavabo bajo encimera  
Раковина умывальника под столешницу

Fissaggi compresi - Borchia troppo pieno compresa  
Attachments included - Overflow cap included  
Fixations incluses - Anneau trop-plein inclus  
Befestigungen inklusive - Beschlag für Überlaufschutz inklusive  
Fijación incluida - Tachón rebosadero incluido  
Крепления входят в комплект - Перелив входит в комплект

PALLET QUANTITY - 100x120x200h: 40  
PALLET QUANTITY - 80x120x200h: 32

**BIOKER**

WHITE





GAIA - TECH - MIKY




Art. 8089

MIKY 35 - 42 x 42 Cm - 12 Kg - 7 L.

WHITE

Lavabo sottopiano  
Under-top washbasin  
Lavabo encastré par dessous  
Unterbauwaschbecken  
Lavabo bajo encimera  
Раковина умывальника под столешницу



Fissaggi compresi - Senza troppo pieno - Consigliata piletta Art. 10034  
Attachments included - Without overflow - Waste Art. 10034 recommended  
Fixations incluses - Sans trop-plein - Bonde Art. 10034 conseillée  
Befestigungen inklusive - Ohne überlauf - Abfluss Art. 10034 empfohlen  
Fijación incluida - Sin rebosadero - Recomendado desagüe Art. 10034  
Крепления входят в комплект - Без пробки перелива - Рекомендуется донный клапан арт. 10034

PALLET QUANTITY - 100x120x200h: 40

PALLET QUANTITY - 80x120x200h: 23

BIOKER

Art. 8090

MIKY 40 - 47 x 30,5 Cm - 12 Kg - 10 L.

WHITE

Lavabo sottopiano  
Under-top washbasin  
Lavabo encastré par dessous  
Unterbauwaschbecken  
Lavabo bajo encimera  
Раковина умывальника под столешницу



Fissaggi compresi - Borchia troppo pieno compresa  
Attachments included - Overflow cap included  
Fixations incluses - Anneau trop-plein inclus  
Befestigungen inklusive - Beschlag für Überlaufschutz inklusive  
Fijación incluida - Tachón rebosadero incluido  
Крепления входят в комплект - Перелив входит в комплект

PALLET QUANTITY - 100x120x200h: 50

PALLET QUANTITY - 80x120x200h: 28

BIOKER

Art. 8091

MIKY 50 - 57 x 30,5 Cm - 14 Kg - 12 L.

WHITE

Lavabo sottopiano  
Under-top washbasin  
Lavabo encastré par dessous  
Unterbauwaschbecken  
Lavabo bajo encimera  
Раковина умывальника под столешницу



Fissaggi compresi - Borchia troppo pieno compresa  
Attachments included - Overflow cap included  
Fixations incluses - Anneau trop-plein inclus  
Befestigungen inklusive - Beschlag für Überlaufschutz inklusive  
Fijación incluida - Tachón rebosadero incluido  
Крепления входят в комплект - Перелив входит в комплект

PALLET QUANTITY - 100x120x200h: 45

PALLET QUANTITY - 80x120x200h: 24

BIOKER



Art. 8092



MIKY 80 - 87 x 32 Cm - 20 Kg - 17 L.

Lavabo sottopiano  
Under-top washbasin  
Lavabo encastré par dessous  
Unterbauwaschbecken  
Lavabo bajo encimera  
Раковина умывальника под столешницу

WHITE




Fissaggi compresi - Borchia troppo pieno compresa  
Attachments included - Overflow cap included  
Fixations incluses - Anneau trop-plein inclus  
Befestigungen inklusive - Beschlag für Überlaufschutz inklusive  
Fijación incluida - Tachón rebosadero incluido  
Крепления входят в комплект - Перелив входит в комплект



PALLET QUANTITY - 100x120x200h: 25  
PALLET QUANTITY - 80x120x200h: 13

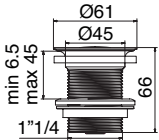
BIOKER

Art. 10034




Piletta lavabo da 1"1/4  
con troppo pieno integrato  
1"1/4 washbasin waste with overflow  
Bonde lavabo de 1"1/4 avec trop-plein intégré  
Waschbeckenabfluss 1"1/4 mit integriertem Überlaufschutz  
Desagüe lavabo de 1"1/4 con rebosadero integrado  
Донный клапан для умывальника 1"1/4 с интегрированным переливом




CR   
NROP 



Art. 10010/C



Scarico automatico 1"1/4 click-clack, tappo grande  
Automatic pop-waste 1" 1/4 click-clack, big plug  
Bonde clic-clac, grand debit  
Automatischer ablauf click-clack, crosser stöpsel  
Valvula automática 1" 1/4 click-clack, tapón grande  
Слив автоматический: клапан 1"1/4, большая пробка

CR  / NROP  + WHITE  
ORS  + WHITE





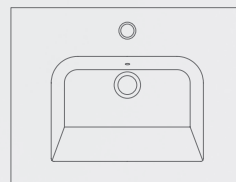
Etra dal carattere essenziale accoglie con semplicità l'acqua, elemento di vita e indiscussa protagonista di benessere. Etra disegnata con mestria fonde audaci geometrie per dar vita a uno stile contemporaneo e dallo spirito easy-chic.

Etra welcomes water - the element of life and the undisputed protagonist of wellness - with simplicity and a minimalist approach. Thanks to its skillful design it blends bold geometries, giving life to a contemporary style with an easy-chic spirit.

DESIGN  
STUDIO TECNICO  
SCARABEO

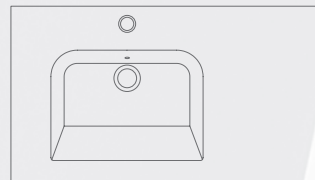


## 61 Cm

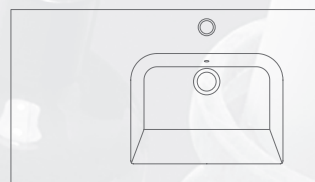


ETRA 61x47  
Art. 5210 - Pag. 252

## 82 Cm



ETRA 82 x 47 SHELF DX  
Art. 5211 - Pag. 252



ETRA 82 x 47 SHELF SX  
Art. 5212 - Pag. 252

## CONSOLE - Pag. 252





Art. 5210 - 61,5 x 47 x h 13,5 Cm  
Art. 10066\_CR - 60 x 45 x h 88 Cm

# WC BIDET ABBINABILI

MATCHING WCS AND BIDETS - WC ET BIDET COMBINABLES  
KOMBINIERBARE WCS UND BIDETS - WC BIDÉ COMBINABLES  
УНИТАЗЫ БИДЕ КОМБИНИРУЕМЫЕ



P\_45

Art. 5201/TW - 50,5 x 36 - TWIST  
Art. 5202 - 50,5 x 36



P\_46

Art. 5203/TW - 55 x 36 - TWIST  
Art. 5204 - 55 x 36



P\_47

Art. 5205/TW - 55 x 36 - TWIST  
Art. 5206 - 55 x 36



P\_69

Art. 5520/CL - 50,5 x 36 - CLEAN FLUSH  
Art. 5521 - 50,5 x 36



P\_74

Art. 5524/CL - 45 x 35 - CLEAN FLUSH  
Art. 5525 - 45 x 35



P\_70

Art. 5522/CL - 54,5 x 36 - CLEAN FLUSH  
Art. 5523 - 54,5 x 36



P\_73

Art. 5526/CL - 66 x 36 - CLEAN FLUSH  
Art. 5527 - 36 x 15 - CISTERN



P\_99

Art. 5126/TW - 52 x 36 - TWIST  
Art. 5126/CL - 52 x 36 - CLEAN FLUSH  
Art. 5127 - 52 x 36



P\_100

Art. 5138/CL - 55 x 36 - CLEAN FLUSH  
Art. 5139 - 55 x 36



P\_102

Art. 5140/CL - 66 x 36 - CLEAN FLUSH  
Art. 5141 - 35 x 15 - CISTERN



P\_153

Art. 8812 - 53,5 x 36  
Art. 8812/CL - 53,5 x 36 - CLEAN FLUSH  
Art. 8813 - 53,5 x 36  
Art. 8815 - 40 x 29 - KIDS WC

Art. 5210



#

61,5

47

13,5

Lavabo sospeso

Wall-mounted washbasin

Lavabo suspendu

Hängewaschbecken

Lavabo suspendido

Раковина умывальника подвесна

WHITE

Fissaggi a muro compresi - Borchia troppo pieno compresa

Wall attachments included - Overflow cap included

Fixations murales incluses - Anneau trop-plein inclus

Wandbefestigungen inklusive - Beschlag für Überlaufschutz inklusive

Fijación pared incluida - Tachón rebosadero incluido

Настенные крепления входят в комплект - Перелив входит в комплект

PALLET QUANTITY - 100x120x200h: 40

PALLET QUANTITY - 80x120x200h: 28

BIOKER

Art. 5211



#

82,5

47

13,5

Lavabo sospeso

Wall-mounted washbasin

Lavabo suspendu

Hängewaschbecken

Lavabo suspendido

Раковина умывальника подвесна

WHITE

Fissaggi a muro compresi - Borchia troppo pieno compresa

Wall attachments included - Overflow cap included

Fixations murales incluses - Anneau trop-plein inclus

Wandbefestigungen inklusive - Beschlag für Überlaufschutz inklusive

Fijación pared incluida - Tachón rebosadero incluido

Настенные крепления входят в комплект - Перелив входит в комплект

PALLET QUANTITY - 100x120x200h: 28

PALLET QUANTITY - 80x120x200h: 25

BIOKER

Art. 5212



#

82,5

47

13,5

Lavabo sospeso

Wall-mounted washbasin

Lavabo suspendu

Hängewaschbecken

Lavabo suspendido

Раковина умывальника подвесна

WHITE

Fissaggi a muro compresi - Borchia troppo pieno compresa

Wall attachments included - Overflow cap included

Fixations murales incluses - Anneau trop-plein inclus

Wandbefestigungen inklusive - Beschlag für Überlaufschutz inklusive

Fijación pared incluida - Tachón rebosadero incluido

Настенные крепления входят в комплект - Перелив входит в комплект

PALLET QUANTITY - 100x120x200h: 28

PALLET QUANTITY - 80x120x200h: 25

BIOKER

CONSOLE FOR WASHBASIN



Console per lavabo

Console for washbasin

Console pour lavabo

Konsole für waschbecken

Consolle para lavabo

Подставка под раковину умывальника

Art. 10066

60 x 45 x h 88 Cm

CR

Per - For - Pour - Für - Para - Для: Art.: 5210

Art. 10067

80 x 45 x h 88 Cm

CR

Per - For - Pour - Für - Para - Для: Art.: 5211 / 5212








Sottilissimo e impercettibile, VEIL è il nuovo lavabo di Scarabeo Ceramiche capace di stravolgere la cultura del comune bagno presentandosi come un manufatto raffinato, atipico e limpido, dotato di caparbia personalità. La sua forma nasce da un obiettivo ben definito: la ricerca del vero limite materico. VEIL si presenta infatti come un sottile foglio ceramico sospeso dove lo spessore, così visibilmente ridotto, è il raggiungimento di quello che è il limite ceramico, oltre il quale può esserci solo l'ineseguibile.

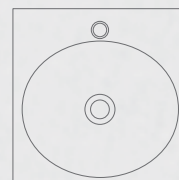
Subtle and imperceptible, VEIL is the new wash basin by Scarabeo Ceramiche, it revolutionises the concept of a simple bathroom presenting itself like a refined, atypical and limpid object with its own strong-willed personality. Its shape is the result of a clearly defined objective: seeking the limits of the material from which it is made. VEIL is a thin suspended ceramic sheet where the thickness, visibly limited, is the achievement of the ceramic limit, beyond which there is only the impracticable.

## DESIGN

MASSIMILIANO BRACONI

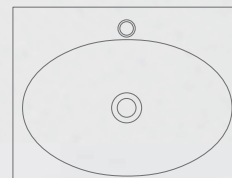


### 46 Cm



VEIL 46  
Art. 6101 - Pag. 259

### 60 Cm



VEIL 60  
Art. 6102 - Pag. 259

### TOWEL BAR - Pag. 262



Art. 6101 \_49 - 46 x 46 x h 12 Cm  
6103 \_NROP





## WC BIDET ABBINABILI

MATCHING WCS AND BIDETS - WC ET BIDET COMBINABLES  
KOMBINIERBARE WCS UND BIDETS - WC BIDÉ COMBINABLES  
УНИТАЗЫ БИДЕ КОМБИНИРУЕМЫЕ



P\_45

Art. 5201/TW - 50,5 x 36 - TWIST  
Art. 5202 - 50,5 x 36



P\_46

Art. 5203/TW - 55 x 36 - TWIST  
Art. 5204 - 55 x 36



P\_47

Art. 5205/TW - 55 x 36 - TWIST  
Art. 5206 - 55 x 36



P\_69

Art. 5520/CL - 50,5 x 36 - CLEAN FLUSH  
Art. 5521 - 50,5 x 36



P\_74

Art. 5524/CL - 45 x 35 - CLEAN FLUSH  
Art. 5525 - 45 x 35



P\_70

Art. 5522/CL - 54,5 x 36 - CLEAN FLUSH  
Art. 5523 - 54,5 x 36



P\_73

Art. 5526/CL - 66 x 36 - CLEAN FLUSH  
Art. 5527 - 36 x 15 - CISTERN



P\_99

Art. 5126/TW - 52 x 36 - TWIST  
Art. 5126/CL - 52 x 36 - CLEAN FLUSH  
Art. 5127 - 52 x 36



P\_100

Art. 5138/CL - 55 x 36 - CLEAN FLUSH  
Art. 5139 - 55 x 36



P\_102

Art. 5140/CL - 66 x 36 - CLEAN FLUSH  
Art. 5141 - 35 x 15 - CISTERN



P\_153

Art. 8812 - 53,5 x 36  
Art. 8812/CL - 53,5 x 36 - CLEAN FLUSH  
Art. 8813 - 53,5 x 36  
Art. 8815 - 40 x 29 - KIDS WC







Art. 6102\_49 - 60,5 x 46 x h 12 Cm

## Art. 6101

- MODELLO REGISTRATO -  
- REGISTERED MODEL -



#




## VEIL 46 - 46 x 46 Cm - 9 Kg - 2,5 L.

Lavabo sospeso  
Wall-mounted washbasin  
Lavabo suspendu  
Hängewaschbecken  
Lavabo suspendido  
Раковина умывальника подвесная

### WHITE

### COLORS



Fissaggi a muro compresi - Senza troppo pieno - Consigliata piletta Art. 10034  
Wall attachments included - Without overflow - Waste Art. 10034 recommended  
Fixations murales incluses - Sans trop-plein - Bonde Art. 10034 conseillée  
Wandbefestigungen inklusive - Ohne überlauf - Abfluss Art. 10034 empfohlen  
Fijación pared incluida - Sin rebosadero - Recomendado desagüe Art. 10034  
Настенные крепления входят в комплект - Без пробки перелива - Рекомендуется донный клапан арт. 10034

PALLET QUANTITY - 100x120x200h: 50

PALLET QUANTITY - 80x120x200h: 28


### BIOKER

## Art. 6102

- MODELLO REGISTRATO -  
- REGISTERED MODEL -



#




## VEIL 60 - 60,5 x 46 Cm - 11 Kg - 3,5 L.

Lavabo sospeso  
Wall-mounted washbasin  
Lavabo suspendu  
Hängewaschbecken  
Lavabo suspendido  
Раковина умывальника подвесная

### WHITE

### COLORS



Fissaggi a muro compresi - Senza troppo pieno - Consigliata piletta Art. 10034  
Wall attachments included - Without overflow - Waste Art. 10034 recommended  
Fixations murales incluses - Sans trop-plein - Bonde Art. 10034 conseillée  
Wandbefestigungen inklusive - Ohne überlauf - Abfluss Art. 10034 empfohlen  
Fijación pared incluida - Sin rebosadero - Recomendado desagüe Art. 10034  
Настенные крепления входят в комплект - Без пробки перелива - Рекомендуется донный клапан арт. 10034

PALLET QUANTITY - 100x120x200h: 40

PALLET QUANTITY - 80x120x200h: 28

### BIOKER









TOWEL BAR		<div>Porta asciugamani</div> <div>Towel bar</div> <div>Porte-Serviettes</div> <div>Handtuchhalter</div> <div>Toallero</div> <div>Держатель полотенец</div>	
Art. 6103	Per - For - Pour - Für - Para - Для: Art.: 6101	<div>CR</div> <div>BS / NROP</div>	
Art. 6104	Per - For - Pour - Für - Para - Для: Art.: 6102	<div>CR</div> <div>BS / NROP</div>	
Art. 10034	<div></div> <div>Piletta lavabo da 1"1/4 con troppo pieno integrato 1"1/4 washbasin waste with overflow Bonde lavabo de 1"1/4 avec trop-plein intégré Waschbeckenabfluss 1"1/4 mit integriertem Überlaufschutz Desagüe lavabo de 1"1/4 con rebosadero integrado Донный клапан для умывальника 1"1/4 с интегрированным переливом</div>	<div>CR</div> <div>NROP</div>	<div></div>
Art. 10010/C	<div></div> <div>Scarico automatico 1"1/4 click-clack, tappo grande Automatic pop-waste 1" 1/4 click-clack, big plug Bonde clic-clac, grand debit Automatischer ablauf click-clack, crosser stöpsel Valvula automática 1" 1/4 click-clack, tapón grande Слив автоматический: клапан 1"1/4, большая пробка</div>	<div>CR / NROP + WHITE</div> <div>ORS + WHITE</div> <div>CR / NROP + COLORS</div> <div>ORS + COLORS</div> <div><div>41</div><div>49</div></div>	









La collezione Fuji di Emo design, composta da lavabo in ceramica, specchio e consolle, è grafica ed essenziale. Il linguaggio progettuale interpreta il continuo fluire dell'acqua attraverso linee convesse che si risolvono in superfici morbide, accarezzando l'utente. La forma armonica e precisa del lavabo è ripresa nei complementi del sistema quali gli specchi e la consolle in tondino di ferro.

Fuji collection of Emo design, composed by ceramic washbasin, mirror and console table, it is graphic and essential. The project design interprets the continuous flowing of water through convex lines becoming soft surfaces, caressing the user. The harmonic and precise shape of the washbasin is taken up again in the complements of the system, such as mirrors and iron-rod console table.

## EMO DESIGN



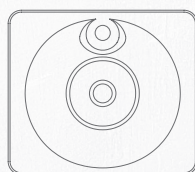
German  
Design Award



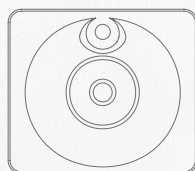
### 50 Cm



FUJI 50  
Art. 6001 - Pag. 268

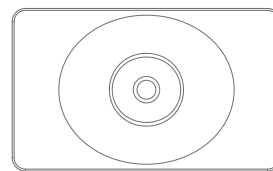


FUJI 50AR  
Art. 6013 - Pag. 271

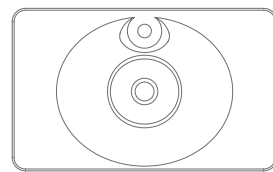


FUJI 50R  
Art. 6003 - Pag. 268

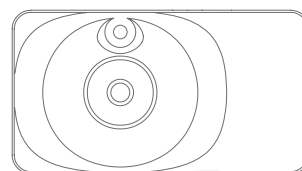
### 70-80 Cm



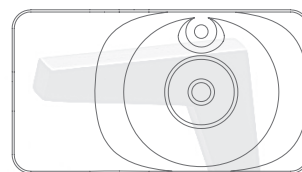
FUJI 70  
Art. 6002 - Pag. 268



FUJI 70R  
Art. 6004 - Pag. 271



FUJI 80AR SHELF DX  
Art. 6014 - Pag. 271



FUJI 80AR SHELF SX  
Art. 6015 - Pag. 272

FUJI ACCESSORIES  
Pag. 274





Art. 6003 - 50 x 43.5 x h 14 Cm  
Art. 6016\_BS - L59 P44 H75 Cm  
Art. 6011 - L43 P37 H1 Cm  
Art. 6009 - Ø50 Cm

# WC BIDET ABBINABILI

MATCHING WCS AND BIDETS - WC ET BIDET COMBINABLES  
KOMBINIERBARE WCS UND BIDETS - WC BIDÉ COMBINABLES  
УНИТАЗЫ БИДЕ КОМБИНИРУЕМЫЕ



P\_45

Art. 5201/TW - 50,5 x 36 - TWIST  
Art. 5202 - 50,5 x 36



P\_46

Art. 5203/TW - 55 x 36 - TWIST  
Art. 5204 - 55 x 36



P\_47

Art. 5205/TW - 55 x 36 - TWIST  
Art. 5206 - 55 x 36



P\_69

Art. 5520/CL - 50,5 x 36 - CLEAN FLUSH  
Art. 5521 - 50,5 x 36



P\_74

Art. 5524/CL - 45 x 35 - CLEAN FLUSH  
Art. 5525 - 45 x 35



P\_70

Art. 5522/CL - 54,5 x 36 - CLEAN FLUSH  
Art. 5523 - 54,5 x 36



P\_73

Art. 5526/CL - 66 x 36 - CLEAN FLUSH  
Art. 5527 - 36 x 15 - CISTERN



P\_99

Art. 5126/TW - 52 x 36 - TWIST  
Art. 5126/CL - 52 x 36 - CLEAN FLUSH  
Art. 5127 - 52 x 36



P\_100

Art. 5138/CL - 55 x 36 - CLEAN FLUSH  
Art. 5139 - 55 x 36



P\_102

Art. 5140/CL - 66 x 36 - CLEAN FLUSH  
Art. 5141 - 35 x 15 - CISTERN



P\_153

Art. 8812 - 53,5 x 36  
Art. 8812/CL - 53,5 x 36 - CLEAN FLUSH  
Art. 8813 - 53,5 x 36  
Art. 8815 - 40 x 29 - KIDS WC



P\_175

Art. 8105 - 50 x 45  
Art. 8105/CL - 50 x 45 - CLEAN FLUSH  
Art. 8106 - 50 x 45



P\_176

Art. 8401 - 50 x 45  
Art. 8403 - 50 x 45



P\_179

Art. 8404 - 38 x 14,5 x h 95,5



P\_191

Art. 8604 - 55 x 41  
Art. 8605 - 55 x 41




P\_192

Art. 8606 - 55 x 41  
Art. 8607 - 55 x 41

## Art. 6001

## FUJI 50 - 50 x 43,5 Cm - 13 Kg - 3 L.

WHITE



Lavabo da appoggio o sospeso  
Lay-on or wall-mounted washbasin  
Lavabo à poser ou suspendu  
Aufsatz-oder Hängewaschbecken  
Lavabo de apoyo o suspendido  
Раковина умывальника накладная или подвесная

Fissaggi a muro compresi - Senza troppo pieno - Consigliata piletta Art. 10034  
Wall attachments included - Without overflow - Waste Art. 10034 recommended  
Fixations murales incluses - Sans trop-plein - Bonde Art. 10034 conseillée  
Wandbefestigungen inklusive - Ohne überlauf - Abfluss Art. 10034 empfohlen  
Fijación pared incluida - Sin rebosadero - Recomendado desagüe Art. 10034  
Настенные крепления входят в комплект - Без пробки перелива - Рекомендуется донный клапан арт. 10034

PALLET QUANTITY - 100x120x200h: 50


PALLET QUANTITY - 80x120x200h: 28

BIOKER

## Art. 6002

## FUJI 70 - 71 x 43 Cm - 16 Kg - 4,2 L.

WHITE



Lavabo da appoggio o sospeso  
Lay-on or wall-mounted washbasin  
Lavabo à poser ou suspendu  
Aufsatz-oder Hängewaschbecken  
Lavabo de apoyo o suspendido  
Раковина умывальника накладная или подвесная

Fissaggi a muro compresi - Senza troppo pieno - Consigliata piletta Art. 10034  
Wall attachments included - Without overflow - Waste Art. 10034 recommended  
Fixations murales incluses - Sans trop-plein - Bonde Art. 10034 conseillée  
Wandbefestigungen inklusive - Ohne überlauf - Abfluss Art. 10034 empfohlen  
Fijación pared incluida - Sin rebosadero - Recomendado desagüe Art. 10034  
Настенные крепления входят в комплект - Без пробки перелива - Рекомендуется донный клапан арт. 10034

PALLET QUANTITY - 100x120x200h: 30

PALLET QUANTITY - 80x120x200h: 28

BIOKER

## Art. 6003

## FUJI 50R - 50 x 43,5 Cm - 13 Kg - 2,5 L.

WHITE



Lavabo da appoggio o sospeso  
Lay-on or wall-mounted washbasin  
Lavabo à poser ou suspendu  
Aufsatz-oder Hängewaschbecken  
Lavabo de apoyo o suspendido  
Раковина умывальника накладная или подвесная

Fissaggi a muro compresi - Senza troppo pieno - Consigliata piletta Art. 10034  
Wall attachments included - Without overflow - Waste Art. 10034 recommended  
Fixations murales incluses - Sans trop-plein - Bonde Art. 10034 conseillée  
Wandbefestigungen inklusive - Ohne überlauf - Abfluss Art. 10034 empfohlen  
Fijación pared incluida - Sin rebosadero - Recomendado desagüe Art. 10034  
Настенные крепления входят в комплект - Без пробки перелива - Рекомендуется донный клапан арт. 10034

PALLET QUANTITY - 100x120x200h: 50

PALLET QUANTITY - 80x120x200h: 28

BIOKER





Art. 6001 - 50 x 43.5 x h 14 Cm  
Art. 6007 \_NROP - L50 P51 Cm  
Art. 6009 - Ø50 Cm






Art. 6004 - 70 x 43 x h 14 Cm  
Art. 6018 \_NROP - L79 P44 H75 Cm  
Art. 6010 - 80 x 70 Cm

## Art. 6004

## FUJI 70R - 70 x 43 Cm - 16 Kg - 3,8 L.

WHITE

Lavabo da appoggio o sospeso  
 Lay-on or wall-mounted washbasin  
 Lavabo à poser ou suspendu  
 Aufsatz-oder Hängewaschbecken  
 Lavabo de apoyo o suspendido  
 Раковина умывальника накладная или подвесная



Fissaggi a muro compresi - Senza troppo pieno - Consigliata piletta Art. 10034  
 Wall attachments included - Without overflow - Waste Art. 10034 recommended  
 Fixations murales incluses - Sans trop-plein - Bonde Art. 10034 conseillée  
 Wandbefestigungen inklusive - Ohne überlauf - Abfluss Art. 10034 empfohlen  
 Fijación pared incluida - Sin rebosadero - Recomendado desagüe Art. 10034  
 Настенные крепления входят в комплект - Без пробки перелива - Рекомендуется донный клапан арт. 10034

PALLET QUANTITY - 100x120x200h: 30

PALLET QUANTITY - 80x120x200h: 28


BIOKER

## Art. 6013

## FUJI 50AR - 50 x 44 Cm - 13 Kg - 2,8 L.

WHITE

Lavabo da incasso  
 Built-in washbasin  
 Lavabo encastré  
 Einbauwaschbecken  
 Lavabo de encaje  
 Раковина умывальника встраиваемая



Senza troppo pieno - Consigliata piletta Art. 10034  
 Without overflow - Waste Art. 10034 recommended  
 Sans trop-plein - Bonde Art. 10034 conseillée  
 Ohne überlauf - Abfluss Art. 10034 empfohlen  
 Sin rebosadero - Recomendado desagüe Art. 10034  
 Без пробки перелива - Рекомендуется донный клапан арт. 10034

PALLET QUANTITY - 100x120x200h: 50

PALLET QUANTITY - 80x120x200h: 28

BIOKER

## Art. 6014

## FUJI 80AR SHELF DX - 80 x 44 Cm - 18 Kg - 4 L.

WHITE

Lavabo da incasso  
 Built-in washbasin  
 Lavabo encastré  
 Einbauwaschbecken  
 Lavabo de encaje  
 Раковина умывальника встраиваемая



Senza troppo pieno - Consigliata piletta Art. 10034  
 Without overflow - Waste Art. 10034 recommended  
 Sans trop-plein - Bonde Art. 10034 conseillée  
 Ohne überlauf - Abfluss Art. 10034 empfohlen  
 Sin rebosadero - Recomendado desagüe Art. 10034  
 Без пробки перелива - Рекомендуется донный клапан арт. 10034

PALLET QUANTITY - 100x120x200h: 16

PALLET QUANTITY - 80x120x200h: 10

BIOKER

Art. 6015

FUJI 80AR SHELF SX - 80 x 44 Cm - 18 Kg - 4 L.

Lavabo da incasso

Built-in washbasin

Lavabo encastré

Einbauwaschbecken

Lavabo de encaje

Раковина умывальника встраиваемая

WHITE





Senza troppo pieno - Consigliata piletta Art. 10034  
Without overflow - Waste Art. 10034 recommended  
Sans trop-plein - Bonde Art. 10034 conseillée  
Ohne überlauf - Abfluss Art. 10034 empfohlen  
Sin rebosadero - Recomendado desagüe Art. 10034  
Без пробки перелива - Рекомендуется донный клапан арт. 10034

PALLET QUANTITY - 100x120x200h: 16

PALLET QUANTITY - 80x120x200h: 10

BIOKER

Art. 10034

Piletta lavabo da 1"1/4  
con troppo pieno integrato

1"1/4 washbasin waste with overflow

Bonde lavabo de 1"1/4 avec trop-plein intégré

Waschbeckenabfluss 1"1/4 mit integriertem Überlaufschutz

Desagüe lavabo de 1"1/4 con rebosadero integrado

Донный клапан для умывальника 1"1/4 с интегрированным переливом

CR

NROP



Art. 10010/C

Scarico automatico 1"1/4 click-clack, tappo grande

Automatic pop-waste 1" 1/4 click-clack, big plug

Bonde clic-clac, grand debit

Automatischer ablauf click-clack, crosser stöpsel

Valvula automática 1" 1/4 click-clack, tapón grande

Слив автоматический: клапан 1"1/4, большая пробка

CR / NROP

ORS + WHITE



Art. 6020

Copri piletta in ceramica (ricambio)

Ceramic Cover for pop-up waste (spare)

Cache bonde en céramique (pièce détachée)

Keramische abdeckung für ablauf click-clack (ersatzteil)

Tapa de desagüe de cerámica (repuesto)

Донный клапан из керамики(запасной)

WHITE



FUJI







## Art. 6016

## CONSOLE - L59 P44 H75 Cm

Console per lavabo Fuji  
 Console for Fuji washbasin  
 Console pour lavabo Fuji  
 Konsole für waschbecken  
 Consolle para lavabo Fuji  
 Подставка под раковину умывальника Fuji

## COLORS



Per - For - Pour - Für - Para - Для: 6001 / 6003

PALLET QUANTITY - 100x120x200h: 10+RIPIANI  
 PALLET QUANTITY - 80x120x200h: 8+RIPIANI




## Art. 6018

## CONSOLE - L79 P44 H75 Cm

Console per lavabo Fuji  
 Console for Fuji washbasin  
 Console pour lavabo Fuji  
 Konsole für waschbecken  
 Consolle para lavabo Fuji  
 Подставка под раковину умывальника Fuji

## COLORS



Per - For - Pour - Für - Para - Для: 6002 / 6004

PALLET QUANTITY - 100x120x200h: 7+RIPIANI  
 PALLET QUANTITY - 80x120x200h: 4+RIPIANI




## Art. 6007

## TOWEL RACK - L50 P51 Cm

Porta asciugamano Fuji per lavabo  
 Fuji towel rack for washbasin  
 Porte-Serviettes Fuji pour lavabo  
 Handtuchhalter Fuji für waschbecken  
 Toallero Fuji para lavabo  
 Держатель полотенца Fuji для раковины умывальника

## COLORS



Per - For - Pour - Für - Para - Для: 6001 / 6003

PALLET QUANTITY - 100x120x200h: 200  
 PALLET QUANTITY - 80x120x200h: 140



## Art. 6008

## TOWEL RACK - L70 P51 Cm

Porta asciugamano Fuji per lavabo  
 Fuji towel rack for washbasin  
 Porte-Serviettes Fuji pour lavabo  
 Handtuchhalter Fuji für waschbecken  
 Toallero Fuji para lavabo  
 Держатель полотенца Fuji для раковины умывальника

## COLORS



Per - For - Pour - Für - Para - Для: 6002 / 6004

PALLET QUANTITY - 100x120x200h: 200  
 PALLET QUANTITY - 80x120x200h: 140




Art. 6019

**TOP** - L49 P37 H1 Cm

Mensola superiore per consolle  
 Upper shelf for table  
 Étagère supérieure pour console  
 Obere Ablage für Waschtisch  
 Repisa superior para consola  
 Верхняя полка для консоли

Per - For - Pour - Für - Para - Для: 6016




Art. 6021

**TOP** - L69 P37 H1 Cm

Mensola superiore per consolle  
 Upper shelf for table  
 Étagère supérieure pour console  
 Obere Ablage für Waschtisch  
 Repisa superior para consola  
 Верхняя полка для консоли

Per - For - Pour - Für - Para - Для: 6018



Art. 6011

**WOODEN SHELF** - L43 P37 H1 Cm

Ripiano in legno per consolle Fuji  
 Wooden shelf for Fuji console  
 Plan en bois pour console Fuji  
 Einlegefach aus Holz für Konsole Fuji  
 Estantería en madera para consolle Fuji  
 Деревянная полка для подставки Fuji

Per - For - Pour - Für - Para - Для: 6016

Art. 6012

**WOODEN SHELF** - L63 P37 H1 Cm

Ripiano in legno per consolle Fuji  
 Wooden shelf for Fuji console  
 Plan en bois pour console Fuji  
 Einlegefach aus Holz für Konsole Fuji  
 Estantería en madera para consolle Fuji  
 Деревянная полка для подставки Fuji

Per - For - Pour - Für - Para - Для: 6018

Art. 6009

**MIRROR** - Ø50 Cm

Specchio tondo Fuji  
 Fuji round mirror  
 Miroir rond Fuji  
 Runder spiegel Fuji  
 Espejo redondo Fuji  
 Зеркало круглое Fuji

PALLET QUANTITY - 100x120x200h: 96  
 PALLET QUANTITY - 80x120x200h: 60

Art. 6010

**MIRROR** - 80 x 70 Cm

Specchio rettangolare Fuji  
 Fuji rectangular mirror  
 Miroir rectangulaire Fuji  
 Rechteckiger spiegel Fuji  
 Espejo rectangular Fuji  
 Зеркало прямоугольное Fuji

PALLET QUANTITY - 100x120x200h: 44  
 PALLET QUANTITY - 80x120x200h: 30

Mizu - 276

MIZU



Art. 9001 - Ø45 x h 15 Cm

Mizu, disegnato da Emo design, è un lavabo in ceramica dalla raffinata eleganza. Rappresenta una proposta innovativa che ripensa l'architettura di questo oggetto, qui pensato come un volume composto da più componenti che definiscono la "scocca esterna". In essa il taglio della calotta superiore che disegna la grafica dell'oggetto, svolge la primaria funzione di drenare l'acqua all'interno, dove si trova lo scarico.

Mizu, designed by Emo design, is an elegant ceramic washbasin. It represents an innovative solution that rethinks the object's traditional architecture. Here the washbasin is thought like a volume composed of many components that define the external shell. The central cut of the superior cap, which designs the object's graphic, drains the water in the bowl, where the drain hole is hidden.

EMO DESIGN

## DESIGN PLUS

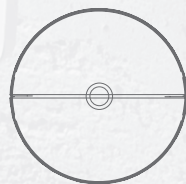


German  
Design Award



中国好设计  
China Good Design

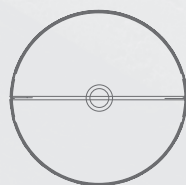
### 45 Cm



MIZU 45 + COVER  
Art. 9001 - Pag. 280



MIZU 45  
Art. 9005 - Pag. 280



MIZU 45A + COVER BUILT-IN  
Art. 9002 - Pag. 283



MIZU 45A BUILT-IN  
Art. 9006 - Pag. 284

### 70 Cm



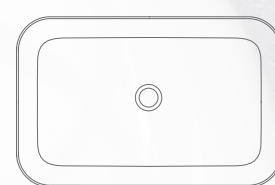
MIZU 70 + COVER  
Art. 9003 - Pag. 280



MIZU 70  
Art. 9007 - Pag. 283



MIZU 70A + COVER BUILT-IN  
Art. 9004 - Pag. 283



MIZU 70A BUILT-IN  
Art. 9008 - Pag. 284







# WC BIDET ABBINABILI

MATCHING WCS AND BIDETS - WC ET BIDET COMBINABLES  
KOMBINIERBARE WCS UND BIDETS - WC BIDÉ COMBINABLES  
УНИТАЗЫ БИДЕ КОМБИНИРУЕМЫЕ

MIZU



P\_45

Art. 5201/TW - 50,5 x 36 - TWIST  
Art. 5202 - 50,5 x 36



P\_46

Art. 5203/TW - 55 x 36 - TWIST  
Art. 5204 - 55 x 36



P\_47

Art. 5205/TW - 55 x 36 - TWIST  
Art. 5206 - 55 x 36



P\_69

Art. 5520/CL - 50,5 x 36 - CLEAN FLUSH  
Art. 5521 - 50,5 x 36



P\_74

Art. 5524/CL - 45 x 35 - CLEAN FLUSH  
Art. 5525 - 45 x 35



P\_70

Art. 5522/CL - 54,5 x 36 - CLEAN FLUSH  
Art. 5523 - 54,5 x 36



P\_73

Art. 5526/CL - 66 x 36 - CLEAN FLUSH  
Art. 5527 - 36 x 15 - CISTERN



P\_99

Art. 5126/TW - 52 x 36 - TWIST  
Art. 5126/CL - 52 x 36 - CLEAN FLUSH  
Art. 5127 - 52 x 36



P\_100

Art. 5138/CL - 55 x 36 - CLEAN FLUSH  
Art. 5139 - 55 x 36



P\_102

Art. 5140/CL - 66 x 36 - CLEAN FLUSH  
Art. 5141 - 35 x 15 - CISTERN




P\_153

Art. 8812 - 53,5 x 36  
Art. 8812/CL - 53,5 x 36 - CLEAN FLUSH  
Art. 8813 - 53,5 x 36  
Art. 8815 - 40 x 29 - KIDS WC

Art. 9001

- MODELLO REGISTRATO -  
- REGISTERED MODEL -



MIZU 45 + COVER - Ø45 Cm - 18 Kg - 9,5 L.

Lavabo da appoggio  
Lay-on washbasin  
Lavabo à poser  
Aufsatzwaschbecken  
Lavabo de apoyo  
Раковина умывальника накладная

WHITE


Senza troppo pieno - Consigliata piletta Art. 10034  
Without overflow - Waste Art. 10034 recommended  
Sans trop-plein - Bonde Art. 10034 conseillée  
Ohne überlauf - Abfluss Art. 10034 empfohlen  
Sin rebosadero - Recomendado desagüe Art. 10034  
Без пробки перелива - Рекомендуется донный клапан арт. 10034

PALLET QUANTITY - 100x120x200h: 24  
PALLET QUANTITY - 80x120x200h: 16

BIOKER

Art. 9003

- MODELLO REGISTRATO -  
- REGISTERED MODEL -



MIZU 70 + COVER - 70 x 45 Cm - 20 Kg - 16,5 L.

Lavabo da appoggio  
Lay-on washbasin  
Lavabo à poser  
Aufsatzwaschbecken  
Lavabo de apoyo  
Раковина умывальника накладная

WHITE

Senza troppo pieno - Consigliata piletta Art. 10034  
Without overflow - Waste Art. 10034 recommended  
Sans trop-plein - Bonde Art. 10034 conseillée  
Ohne überlauf - Abfluss Art. 10034 empfohlen  
Sin rebosadero - Recomendado desagüe Art. 10034  
Без пробки перелива - Рекомендуется донный клапан арт. 10034

PALLET QUANTITY - 100x120x200h: 16  
PALLET QUANTITY - 80x120x200h: 16

BIOKER

Art. 9005



MIZU 45 - Ø45 Cm - 9 Kg - 13 L.

Lavabo da appoggio  
Lay-on washbasin  
Lavabo à poser  
Aufsatzwaschbecken  
Lavabo de apoyo  
Раковина умывальника накладная

WHITE

Senza troppo pieno - Consigliata piletta Art. 10034  
Without overflow - Waste Art. 10034 recommended  
Sans trop-plein - Bonde Art. 10034 conseillée  
Ohne überlauf - Abfluss Art. 10034 empfohlen  
Sin rebosadero - Recomendado desagüe Art. 10034  
Без пробки перелива - Рекомендуется донный клапан арт. 10034

PALLET QUANTITY - 100x120x200h: 50  
PALLET QUANTITY - 80x120x200h: 28

BIOKER





Art. 9005 - Ø45 x h 14 Cm  
Art. 6009 - Ø50 Cm






## Art. 9007

## MIZU 70 - 70 x 45 Cm - 10 Kg - 25 L.

WHITE



Lavabo da appoggio  
Lay-on washbasin  
Lavabo à poser  
Aufsatzwaschbecken  
Lavabo de apoyo  
Раковина умывальника накладная

Senza troppo pieno - Consigliata piletta Art. 10034  
Without overflow - Waste Art. 10034 recommended  
Sans trop-plein - Bonde Art. 10034 conseillée  
Ohne überlauf - Abfluss Art. 10034 empfohlen  
Sin rebosadero - Recomendado desagüe Art. 10034  
Без пробки перелива - Рекомендуется донный клапан арт. 10034

PALLET QUANTITY - 100x120x200h: 30  
PALLET QUANTITY - 80x120x200h: 28

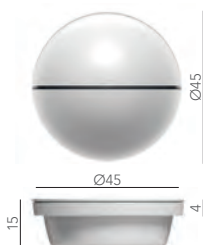
BIOKER

## Art. 9002

- MODELLO REGISTRATO -  
- REGISTERED MODEL -

## MIZU 45A + COVER - Ø45 Cm - 18 Kg - 9,5 L.

WHITE



Lavabo da incasso  
Built-in washbasin  
Lavabo encastré  
Einbauwaschbecken  
Lavabo de encaje  
Раковина умывальника встраиваемая

Senza troppo pieno - Consigliata piletta Art. 10034  
Without overflow - Waste Art. 10034 recommended  
Sans trop-plein - Bonde Art. 10034 conseillée  
Ohne überlauf - Abfluss Art. 10034 empfohlen  
Sin rebosadero - Recomendado desagüe Art. 10034  
Без пробки перелива - Рекомендуется донный клапан арт. 10034

PALLET QUANTITY - 100x120x200h: 24  
PALLET QUANTITY - 80x120x200h: 16

BIOKER

## Art. 9004

- MODELLO REGISTRATO -  
- REGISTERED MODEL -

## MIZU 70A + COVER - 70 x 45 Cm - 20 Kg - 16,5 L.

WHITE



Lavabo da incasso  
Built-in washbasin  
Lavabo encastré  
Einbauwaschbecken  
Lavabo de encaje  
Раковина умывальника встраиваемая

Senza troppo pieno - Consigliata piletta Art. 10034  
Without overflow - Waste Art. 10034 recommended  
Sans trop-plein - Bonde Art. 10034 conseillée  
Ohne überlauf - Abfluss Art. 10034 empfohlen  
Sin rebosadero - Recomendado desagüe Art. 10034  
Без пробки перелива - Рекомендуется донный клапан арт. 10034



PALLET QUANTITY - 100x120x200h: 16  
PALLET QUANTITY - 80x120x200h: 16

BIOKER

Art. 9006

MIZU 45A - Ø45 Cm - 9 Kg - 13 L.

WHITE



Lavabo da incasso  
Built-in washbasin  
Lavabo encastré  
Einbauwaschbecken  
Lavabo de encaje  
Раковина умывальника встраиваемая

Senza troppo pieno - Consigliata piletta Art. 10034  
Without overflow - Waste Art. 10034 recommended  
Sans trop-plein - Bonde Art. 10034 conseillée  
Ohne überlauf - Abfluss Art. 10034 empfohlen  
Sin rebosadero - Recomendado desagüe Art. 10034  
Без пробки перелива - Рекомендуется донный клапан арт. 10034


PALLET QUANTITY - 100x120x200h: 50  
PALLET QUANTITY - 80x120x200h: 28

BIOKER

Art. 9008

MIZU 70A - 70 x 45 Cm - 10 Kg - 25 L.

WHITE



Lavabo da incasso  
Built-in washbasin  
Lavabo encastré  
Einbauwaschbecken  
Lavabo de encaje  
Раковина умывальника встраиваемая

Senza troppo pieno - Consigliata piletta Art. 10034  
Without overflow - Waste Art. 10034 recommended  
Sans trop-plein - Bonde Art. 10034 conseillée  
Ohne überlauf - Abfluss Art. 10034 empfohlen  
Sin rebosadero - Recomendado desagüe Art. 10034  
Без пробки перелива - Рекомендуется донный клапан арт. 10034

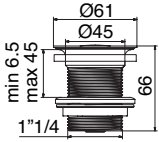

PALLET QUANTITY - 100x120x200h: 30  
PALLET QUANTITY - 80x120x200h: 28

BIOKER

Art. 10034

Piletta lavabo da 1"1/4  
con troppo pieno integrato  
1"1/4 washbasin waste with overflow  
Bonde lavabo de 1"1/4 avec trop-plein intégré  
Waschbeckenabfluss 1"1/4 mit integriertem Überlaufschutz  
Desagüe lavabo de 1"1/4 con rebosadero integrado  
Донный клапан для умывальника 1"1/4 с интегрированным переливом


CR NROP



Art. 10010/C

Scarico automatico 1"1/4 click-clack, tappo grande  
Automatic pop-waste 1" 1/4 click-clack, big plug  
Bonde clic-clac, grand debit  
Automatischer ablauf click-clack, crosser stöpsel  
Valvula automática 1" 1/4 click-clack, tapón grande  
Слив автоматический: клапан 1"1/4, большая пробка

CR / NROP + WHITE  
ORS + WHITE







Art. 9008 - 70 x 45 x h 4 Cm / total 14 Cm  
Art. 6010 - 80 x 70 Cm





## Art. 9009

## COVER 45 - 9 Kg



Coppia cover per Mizu 45  
 Couple or covers for Mizu 45  
 Paire capots pour Mizu 45  
 Coverpaar für Mizu 45  
 Par de tapas para Mizu 45  
 Пара крышек для Mizu 45

WHITE

PALLET QUANTITY - 100x120x200h: 56

PALLET QUANTITY - 80x120x200h: 42

## Art. 9010

## COVER 70 - 10 Kg



Coppia cover per Mizu 70  
 Couple or covers for Mizu 70  
 Paire capots pour Mizu 70  
 Coverpaar für Mizu 70  
 Par de tapas para Mizu 70  
 Пара крышек для Mizu 70

WHITE

PALLET QUANTITY - 100x120x200h: 35

PALLET QUANTITY - 80x120x200h: 28





Fonte d'ispirazione la natura, dove l'armonia regna assoluta. Shape nasce per assomigliarvi: nell'eleganza delle sue forme morbide e sinuose.

Inspired by nature, where harmony reigns supreme. Shape was created to resemble its users: elegant in its soft and curved contours.

DESIGN  
STUDIO VALERI

45 Cm



SHAPE 45  
Art. 8098 - Pag. 292

70 Cm



SHAPE 70x39  
Art. 8097 - Pag. 292





# WC BIDET ABBINABILI

MATCHING WCS AND BIDETS - WC ET BIDET COMBINABLES  
KOMBINIERBARE WCS UND BIDETS - WC BIDÉ COMBINABLES  
УНИТАЗЫ БИДЕ КОМБИНИРУЕМЫЕ



P\_45

Art. 5201/TW - 50,5 x 36 - TWIST  
Art. 5202 - 50,5 x 36



P\_46

Art. 5203/TW - 55 x 36 - TWIST  
Art. 5204 - 55 x 36



P\_47

Art. 5205/TW - 55 x 36 - TWIST  
Art. 5206 - 55 x 36



P\_69

Art. 5520/CL - 50,5 x 36 - CLEAN FLUSH  
Art. 5521 - 50,5 x 36



P\_74

Art. 5524/CL - 45 x 35 - CLEAN FLUSH  
Art. 5525 - 45 x 35



P\_70

Art. 5522/CL - 54,5 x 36 - CLEAN FLUSH  
Art. 5523 - 54,5 x 36



P\_73

Art. 5526/CL - 66 x 36 - CLEAN FLUSH  
Art. 5527 - 36 x 15 - CISTERN



P\_99

Art. 5126/TW - 52 x 36 - TWIST  
Art. 5126/CL - 52 x 36 - CLEAN FLUSH  
Art. 5127 - 52 x 36



P\_100

Art. 5138/CL - 55 x 36 - CLEAN FLUSH  
Art. 5139 - 55 x 36



P\_102

Art. 5140/CL - 66 x 36 - CLEAN FLUSH  
Art. 5141 - 35 x 15 - CISTERN



P\_153

Art. 8812 - 53,5 x 36  
Art. 8812/CL - 53,5 x 36 - CLEAN FLUSH  
Art. 8813 - 53,5 x 36  
Art. 8815 - 40 x 29 - KIDS WC



P\_175

Art. 8105 - 50 x 45  
Art. 8105/CL - 50 x 45 - CLEAN FLUSH  
Art. 8106 - 50 x 45



P\_176

Art. 8401 - 50 x 45  
Art. 8403 - 50 x 45



P\_179

Art. 8404 - 38 x 14,5 x h 95,5



P\_191

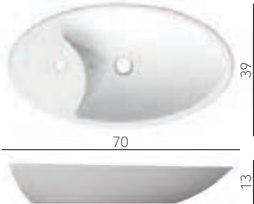

Art. 8604 - 55 x 41  
Art. 8605 - 55 x 41



P\_192

Art. 8606 - 55 x 41  
Art. 8607 - 55 x 41

Art. 8097



SHAPE 70 x 39 - 70 x 39 Cm - 10 Kg - 2,5 L.

Lavabo da appoggio  
Lay-on washbasin  
Lavabo à poser  
Aufsatzwaschbecken  
Lavabo de apoyo  
Раковина умывальника накладная



WHITE

Borkhia troppo pieno compresa  
Overflow cap included  
Anneau trop-plein inclus  
Beschlag für Überlaufschutz inklusive  
Tachón rebosadero incluido  
Перелив входит в комплект

PALLET QUANTITY - 100x120x200h: 36  
PALLET QUANTITY - 80x120x200h: 34

BIOKER

Art. 8098



SHAPE 45 - Ø45 Cm - 9 Kg - 1 L.

Lavabo da appoggio  
Lay-on washbasin  
Lavabo à poser  
Aufsatzwaschbecken  
Lavabo de apoyo  
Раковина умывальника накладная


WHITE

Borkhia troppo pieno compresa  
Overflow cap included  
Anneau trop-plein inclus  
Beschlag für Überlaufschutz inklusive  
Tachón rebosadero incluido  
Перелив входит в комплект



PALLET QUANTITY - 100x120x200h: 68  
PALLET QUANTITY - 80x120x200h: 40

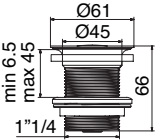
BIOKER

Art. 10034




Piletta lavabo da 1"1/4  
con troppo pieno integrato  
1"1/4 washbasin waste with overflow  
Bonde lavabo de 1"1/4 avec trop-plein intégré  
Waschbeckenabfluss 1"1/4 mit integriertem Überlaufschutz  
Desagüe lavabo de 1"1/4 con rebosadero integrado  
Донный клапан для умывальника 1"1/4 с интегрированным переливом




CR   
NROP 



Art. 10010/C



Scarico automatico 1"1/4 click-clack, tappo grande  
Automatic pop-waste 1" 1/4 click-clack, big plug  
Bonde clic-clac, grand debit  
Automatischer ablauf click-clack, crosser stöpsel  
Valvula automática 1" 1/4 click-clack, tapón grande  
Слив автоматический: клапан 1"1/4, большая пробка

CR  / NROP  + WHITE  
ORS  + WHITE



Art. 8097 - 70 x 39 x h 13 Cm



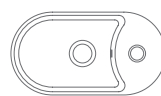


Un design razionale ed essenziale esprime la ricerca della purezza delle forme. Da questo concetto lo studio Valeri ha progettato Seventy dalle linee semplici e chic.

A logical and basic design expresses our search for pure shapes. The Valeri studio used this as its main concept when designing Seventy, with its simple and chic lines.

DESIGN  
STUDIO VALERI

## 41 Cm

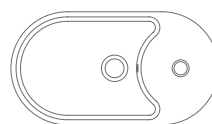


SEVENTY 41  
Art. 8093 - Pag. 298



SEVENTY 41B  
Art. 8093/B - Pag. 298

## 55 Cm



SEVENTY 56  
Art. 8094 - Pag. 298





# WC BIDET ABBINABILI

MATCHING WCS AND BIDETS - WC ET BIDET COMBINABLES  
KOMBINIERBARE WCS UND BIDETS - WC BIDÉ COMBINABLES  
УНИТАЗЫ БИДЕ КОМБИНИРУЕМЫЕ



P\_45

Art. 5201/TW - 50,5 x 36 - TWIST  
Art. 5202 - 50,5 x 36



P\_46

Art. 5203/TW - 55 x 36 - TWIST  
Art. 5204 - 55 x 36



P\_47

Art. 5205/TW - 55 x 36 - TWIST  
Art. 5206 - 55 x 36



P\_69

Art. 5520/CL - 50,5 x 36 - CLEAN FLUSH  
Art. 5521 - 50,5 x 36



P\_74

Art. 5524/CL - 45 x 35 - CLEAN FLUSH  
Art. 5525 - 45 x 35



P\_70

Art. 5522/CL - 54,5 x 36 - CLEAN FLUSH  
Art. 5523 - 54,5 x 36



P\_73

Art. 5526/CL - 66 x 36 - CLEAN FLUSH  
Art. 5527 - 36 x 15 - CISTERN



P\_99

Art. 5126/TW - 52 x 36 - TWIST  
Art. 5126/CL - 52 x 36 - CLEAN FLUSH  
Art. 5127 - 52 x 36



P\_100

Art. 5138/CL - 55 x 36 - CLEAN FLUSH  
Art. 5139 - 55 x 36



P\_102

Art. 5140/CL - 66 x 36 - CLEAN FLUSH  
Art. 5141 - 35 x 15 - CISTERN



P\_153

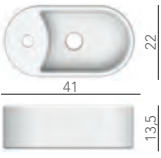

Art. 8812 - 53,5 x 36  
Art. 8812/CL - 53,5 x 36 - CLEAN FLUSH  
Art. 8813 - 53,5 x 36  
Art. 8815 - 40 x 29 - KIDS WC

Art. 8093

SEVENTY 41 - 41 x 22 Cm - 7 Kg - 1,5 L.

Lavabo da appoggio  
Lay-on washbasin  
Lavabo à poser  
Aufsatzwaschbecken  
Lavabo de apoyo  
Раковина умывальника накладная

WHITE



Borchia troppo pieno compresa  
Overflow cap included  
Anneau trop-plein inclus  
Beschlag für Überlaufschutz inklusive  
Tachón rebosadero incluido  
Перелив входит в комплект


PALLET QUANTITY - 100x120x200h: 98  
PALLET QUANTITY - 80x120x200h: 66

Art. 8094

SEVENTY 56 - 55 x 30 Cm - 12 Kg - 3 L.

Lavabo da appoggio  
Lay-on washbasin  
Lavabo à poser  
Aufsatzwaschbecken  
Lavabo de apoyo  
Раковина умывальника накладная

WHITE



Borchia troppo pieno compresa  
Overflow cap included  
Anneau trop-plein inclus  
Beschlag für Überlaufschutz inklusive  
Tachón rebosadero incluido  
Перелив входит в комплект

PALLET QUANTITY - 100x120x200h: 60  
PALLET QUANTITY - 80x120x200h: 50

Art. 8093/B

SEVENTY 41B - 41 x 22 Cm - 7 Kg - 1,5 L.

Lavabo sospeso  
Wall-mounted washbasin  
Lavabo suspendu  
Hängewaschbecken  
Lavabo suspendido  
Раковина умывальника подвесная

WHITE



Fissaggi a muro compresi - Borchia troppo pieno compresa  
Wall attachments included - Overflow cap included  
Fixations murales incluses - Anneau trop-plein inclus  
Wandbefestigungen inklusive - Beschlag für Überlaufschutz inklusive  
Fijación pared incluida - Tachón rebosadero incluido  
Настенные крепления входят в комплект - Перелив входит в комплект

PALLET QUANTITY - 100x120x200h: 98  
PALLET QUANTITY - 80x120x200h: 66

# Lato muro non smaltato - Wall side not glazed - Non emaille a l'arriere - Seitenwand nicht emaillierte - Lado pared no esmaltado - Со стороны неэмалированной стены







LAVABI D'ARREDO

# Lavabi d'Arredo

29,5-47,5 Cm



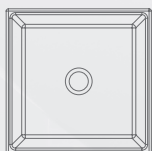
IN-OUT 30  
Art. 8020 - Pag. 304



IN-OUT 40  
Art. 8021 - Pag. 304

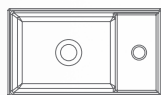


LUNA  
Art. 8003 - Pag. 304

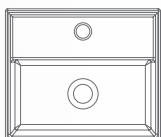


TEOREMA 40  
Art. 8031-40 - Pag. 308

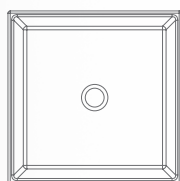
41-47,5 Cm



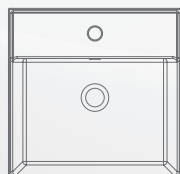
TEOREMA 41x23R  
Art. 8031/R-41x23 - Pag. 308



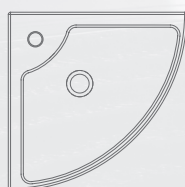
TEOREMA 40X35R  
Art. 5001 - Pag. 310



TEOREMA 46  
Art. 8031 - Pag. 308



TEOREMA 46D  
Art. 8031/D - Pag. 311



SQUARE E  
Art. 8007/E - Pag. 307

49-80 Cm



ZEFIRO 50  
Art. 8207 - Pag. 307

DESIGN MASSIMILIANO BRACONI

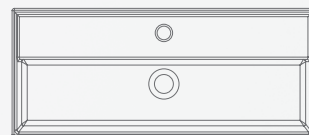


TEOREMA 60X35R  
Art. 5002- Pag. 310



ZEFIRO 70  
Art. 8206 - Pag. 307

DESIGN MASSIMILIANO BRACONI



TEOREMA 80X35R  
Art. 5003 - Pag. 310



WISH URINAL  
Art. 2014 - Pag. 313

Disegnati da Giovanni Calisti per SCARABEO, il progetto Lavabi d'Arredo è una fonte ricca di soluzioni, che alterna lavabi da appoggio o da incasso. Collezione che si adatta ad arredare il bagno contemporaneo, caratterizzandolo con un segno forte e discreto allo stesso tempo.

Designed by Giovanni Calisti for SCARABEO, the Fitted Washbasin project is a rich font of solutions, which alternates supported basins with recessed basins. It is a collection which adapts itself to contemporary bathroom furnishings, stamping it with a strong yet discreet personality at the same time.





# WC BIDET ABBINABILI

MATCHING WCS AND BIDETS - WC ET BIDET COMBINABLES  
KOMBINIERBARE WCS UND BIDETS - WC BIDÉ COMBINABLES  
УНИТАЗЫ БИДЕ КОМБИНИРУЕМЫЕ



P\_45

Art. 5201/TW - 50,5 x 36 - TWIST  
Art. 5202 - 50,5 x 36



P\_46

Art. 5203/TW - 55 x 36 - TWIST  
Art. 5204 - 55 x 36



P\_47

Art. 5205/TW - 55 x 36 - TWIST  
Art. 5206 - 55 x 36



P\_69

Art. 5520/CL - 50,5 x 36 - CLEAN FLUSH  
Art. 5521 - 50,5 x 36



P\_74

Art. 5524/CL - 45 x 35 - CLEAN FLUSH  
Art. 5525 - 45 x 35



P\_70

Art. 5522/CL - 54,5 x 36 - CLEAN FLUSH  
Art. 5523 - 54,5 x 36



P\_73

Art. 5526/CL - 66 x 36 - CLEAN FLUSH  
Art. 5527 - 36 x 15 - CISTERN



P\_99

Art. 5126/TW - 52 x 36 - TWIST  
Art. 5126/CL - 52 x 36 - CLEAN FLUSH  
Art. 5127 - 52 x 36



P\_100

Art. 5138/CL - 55 x 36 - CLEAN FLUSH  
Art. 5139 - 55 x 36



P\_102

Art. 5140/CL - 66 x 36 - CLEAN FLUSH  
Art. 5141 - 35 x 15 - CISTERN





P\_153

Art. 8812 - 53,5 x 36  
Art. 8812/CL - 53,5 x 36 - CLEAN FLUSH  
Art. 8813 - 53,5 x 36  
Art. 8815 - 40 x 29 - KIDS WC

Art. 8020

IN-OUT 30 - Ø29,5 H16 Cm - 5 Kg - 2 L.

WHITE



Lavabo da incasso  
Built-in washbasin  
Lavabo encastré par dessus  
Einbauwaschbecken  
Lavabo de encaje  
Раковина умывальника встраиваемая

Senza troppo pieno - Consigliata piletta Art. 10034  
Without overflow - Waste Art. 10034 recommended  
Sans trop-plein - Bonde Art. 10034 conseillée  
Ohne überlauf - Abfluss Art. 10034 empfohlen  
Sin rebosadero - Recomendado desagüe Art. 10034  
Без пробки перелива - Рекомендуется донный клапан арт. 10034



PALLET QUANTITY - 100x120x200h: 96  
PALLET QUANTITY - 80x120x200h: 55

BIOKER

Art. 8021

IN-OUT 40 - Ø39,5 H18 Cm - 7 Kg - 3,5 L.

WHITE



Lavabo da incasso  
Built-in washbasin  
Lavabo encastré par dessus  
Einbauwaschbecken  
Lavabo de encaje  
Раковина умывальника встраиваемая

Borchia troppo pieno compresa  
Overflow cap included  
Anneau trop-plein inclus  
Beschlag für Überlaufschutz inklusive  
Tachón rebosadero incluido  
Перелив входит в комплект



PALLET QUANTITY - 100x120x200h: 50  
PALLET QUANTITY - 80x120x200h: 36

BIOKER

Art. 8003

LUNA - Ø40 Cm - 8 Kg - 4 L.

WHITE



Lavabo da appoggio  
Lay-on washbasin  
Lavabo à poser  
Aufsatzwaschbecken  
Lavabo de apoyo  
Раковина умывальника накладная

Borchia troppo pieno compresa  
Overflow cap included  
Anneau trop-plein inclus  
Beschlag für Überlaufschutz inklusive  
Tachón rebosadero incluido  
Перелив входит в комплект

PALLET QUANTITY - 100x120x200h: 50  
PALLET QUANTITY - 80x120x200h: 36

BIOKER







## Art. 8007/E

**SQUARE E** - 47,5 x 47,5 Cm - 14 Kg - 2,5 L.

WHITE



Lavabo da appoggio o sospeso  
Lay-on or wall-mounted washbasin  
Lavabo à poser ou suspendu  
Aufsatz-oder Hängewaschbecken  
Lavabo de apoyo o suspendido  
Раковина умывальника накладная или подвесная

Fissaggi a muro compresi - Borchia troppo pieno compresa  
Wall attachments included - Overflow cap included  
Fixations murales incluses - Anneau trop-plein inclus  
Wandbefestigungen inklusive - Beschlag für Überlaufschutz inklusive  
Fijación pared incluida - Tachón rebosadero incluido  
Настенные крепления входят в комплект - Перелив входит в комплект

PALLET QUANTITY - 100x120x200h: 50

PALLET QUANTITY - 80x120x200h: 28

BIOKER

## Art. 8207

**ZEFIRO 50** - 49 x 36 Cm - 6 Kg - 3,5 L.

WHITE



Lavabo da appoggio  
Lay-on washbasin  
Lavabo à poser  
Aufsatzwaschbecken  
Lavabo de apoyo  
Раковина умывальника накладная

Senza troppo pieno - Consigliata piletta Art. 10034  
Without overflow - Waste Art. 10034 recommended  
Sans trop-plein - Bonde Art. 10034 conseillée  
Ohne überlauf - Abfluss Art. 10034 empfohlen  
Sin rebosadero - Recomendado desagüe Art. 10034  
Без пробки перелива - Рекомендуется донный клапан арт. 10034

PALLET QUANTITY - 100x120x200h: 40

PALLET QUANTITY - 80x120x200h: 28

BIOKER

## Art. 8206

**ZEFIRO 70** - 68 x 36 Cm - 8 Kg - 4,5 L.

WHITE



Lavabo da appoggio  
Lay-on washbasin  
Lavabo à poser  
Aufsatzwaschbecken  
Lavabo de apoyo  
Раковина умывальника накладная

Senza troppo pieno - Consigliata piletta Art. 10034  
Without overflow - Waste Art. 10034 recommended  
Sans trop-plein - Bonde Art. 10034 conseillée  
Ohne überlauf - Abfluss Art. 10034 empfohlen  
Sin rebosadero - Recomendado desagüe Art. 10034  
Без пробки перелива - Рекомендуется донный клапан арт. 10034

PALLET QUANTITY - 100x120x200h: 31


PALLET QUANTITY - 80x120x200h: 24

BIOKER

Art. 8031-40

TEOREMA 40 - 39 x 39 Cm - 10 Kg - 8 L.

WHITE



Lavabo da appoggio  
Lay-on washbasin  
Lavabo à poser  
Aufsatzwaschbecken  
Lavabo de apoyo  
Раковина умывальника накладная



Senza troppo pieno - Consigliata piletta Art. 10034  
Without overflow - Waste Art. 10034 recommended  
Sans trop-plein - Bonde Art. 10034 conseillée  
Ohne überlauf - Abfluss Art. 10034 empfohlen  
Sin rebosadero - Recomendado desagüe Art. 10034  
Без пробки перелива - Рекомендуется донный клапан арт. 10034

PALLET QUANTITY - 100x120x200h: 68  
PALLET QUANTITY - 80x120x200h: 40

Art. 8031

TEOREMA 46 - 46 x 46 Cm - 14 Kg - 10 L.

WHITE



Lavabo da appoggio  
Lay-on washbasin  
Lavabo à poser  
Aufsatzwaschbecken  
Lavabo de apoyo  
Раковина умывальника накладная



Senza troppo pieno - Consigliata piletta Art. 10034  
Without overflow - Waste Art. 10034 recommended  
Sans trop-plein - Bonde Art. 10034 conseillée  
Ohne überlauf - Abfluss Art. 10034 empfohlen  
Sin rebosadero - Recomendado desagüe Art. 10034  
Без пробки перелива - Рекомендуется донный клапан арт. 10034

PALLET QUANTITY - 100x120x200h: 50  
PALLET QUANTITY - 80x120x200h: 28

Art. 8031/R41x23

TEOREMA 41 x 23R - 41 x 23 Cm - 7 Kg - 6 L.

WHITE



Lavabo da appoggio o sospeso  
Lay-on or wall-mounted washbasin  
Lavabo à poser ou suspendu  
Aufsatz-oder Hängewaschbecken  
Lavabo de apoyo o suspendido  
Раковина умывальника накладная или подвесная

Fissaggi a muro compresi - Senza troppo pieno - Consigliata piletta Art. 10034  
Wall attachments included - Without overflow - Waste Art. 10034 recommended  
Fixations murales incluses - Sans trop-plein - Bonde Art. 10034 conseillée  
Wandbefestigungen inklusive - Ohne überlauf - Abfluss Art. 10034 empfohlen  
Fijación pared incluida - Sin rebosadero - Recomendado desagüe Art. 10034  
Настенные крепления входят в комплект - Без пробки перелива - Рекомендуется донный клапан арт. 10034

PALLET QUANTITY - 100x120x200h: 110  
PALLET QUANTITY - 80x120x200h: 98

# Lato muro non smaltato - Wall side not glazed - Non emaille a l'arriere - Seitenwand nicht emaillierte - Lado pared no esmaltado - Со стороны неэмалированной стены







Art. 5001

TEOREMA 40 x 35R - 41 x 35 Cm - 10 Kg - 2 L.

Lavabo da appoggio o sospeso  
Lay-on or wall-mounted washbasin  
Lavabo à poser ou suspendu  
Aufsatz-oder Hängewaschbecken  
Lavabo de apoyo o suspendido  
Раковина умывальника накладная или подвесная

WHITE



Fissaggi a muro compresi - Borchia troppo pieno compresa  
Wall attachments included - Overflow cap included  
Fixations murales incluses - Anneau trop-plein inclus  
Wandbefestigungen inklusive - Beschlag für Überlaufschutz inklusive  
Fijación pared incluida - Tachón rebosadero incluido  
Настенные крепления входят в комплект - Перелив входит в комплект



PALLET QUANTITY - 100x120x200h: 68  
PALLET QUANTITY - 80x120x200h: 40

Art. 5002

TEOREMA 60 x 35R - 60 x 34 Cm - 12 Kg - 3 L.

Lavabo da appoggio o sospeso  
Lay-on or wall-mounted washbasin  
Lavabo à poser ou suspendu  
Aufsatz-oder Hängewaschbecken  
Lavabo de apoyo o suspendido  
Раковина умывальника накладная или подвесная

WHITE



Fissaggi a muro compresi - Borchia troppo pieno compresa  
Wall attachments included - Overflow cap included  
Fixations murales incluses - Anneau trop-plein inclus  
Wandbefestigungen inklusive - Beschlag für Überlaufschutz inklusive  
Fijación pared incluida - Tachón rebosadero incluido  
Настенные крепления входят в комплект - Перелив входит в комплект



PALLET QUANTITY - 100x120x200h: 31  
PALLET QUANTITY - 80x120x200h: 24

Art. 5003

TEOREMA 80 x 35R - 80 x 34 Cm - 14 Kg - 4 L.

Lavabo da appoggio o sospeso  
Lay-on or wall-mounted washbasin  
Lavabo à poser ou suspendu  
Aufsatz-oder Hängewaschbecken  
Lavabo de apoyo o suspendido  
Раковина умывальника накладная или подвесная

WHITE



Fissaggi a muro compresi - Borchia troppo pieno compresa  
Wall attachments included - Overflow cap included  
Fixations murales incluses - Anneau trop-plein inclus  
Wandbefestigungen inklusive - Beschlag für Überlaufschutz inklusive  
Fijación pared incluida - Tachón rebosadero incluido  
Настенные крепления входят в комплект - Перелив входит в комплект


PALLET QUANTITY - 100x120x200h: 32  
PALLET QUANTITY - 80x120x200h: 28

BIOKER

Art. 8031/D

**TEOREMA 46D** - 46 x 46 Cm - 14 Kg - 3,5 L.**WHITE**

Lavabo da semincasso  
 Semi built-in washbasin  
 Lavabo semi encastré  
 Vorbauwaschbecken  
 Lavabo de semiencaje  
 Раковина умывальника полувстраиваемая



Borchia troppo pieno compresa  
 Overflow cap included  
 Anneau trop-plein inclus  
 Beschlag für Überlaufschutz inklusive  
 Tachón rebosadero incluido  
 Перелив входит в комплект

PALLET QUANTITY - 100x120x200h: 50

PALLET QUANTITY - 80x120x200h: 28

**BIOKER**

LAVABI D'ARREDO

Art. 5002 - 60 x 34 x h 14 Cm






## Art. 2014

## WISH URINAL - 28 x 30 x 69,5 Cm - 15 Kg

Orinatoio da parete  
Wall-mounted urinal  
Urinoir mural  
Wand-Urinal  
Urinario de pared  
Писсуар напольный

WHITE



PALLET QUANTITY - 100x120x200h: 40  
PALLET QUANTITY - 80x120x200h: 32

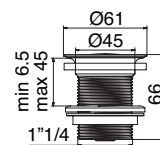
## BIOKER

## Art. 10034

Piletta lavabo da 1"1/4  
con troppo pieno integrato  
1"1/4 washbasin waste with overflow  
Bonde lavabo de 1"1/4 avec trop-plein intégré  
Waschbeckenabfluss 1"1/4 mit integriertem Überlaufschutz  
Desagüe lavabo de 1"1/4 con rebosadero integrado  
Донный клапан для умывальника 1"1/4 с интегрированным переливом

CR

NROP



## Art. 10010/C

Scarico automatico 1"1/4 click-clack, tappo grande  
Automatic pop-waste 1" 1/4 click-clack, big plug  
Bonde clic-clac, grand debit  
Automatischer ablauf click-clack, crosser stöpsel  
Valvula automática 1" 1/4 click-clack, tapón grande  
Слив автоматический: клапан 1"1/4, большая пробка

CR / NROP + WHITE

ORS + WHITE





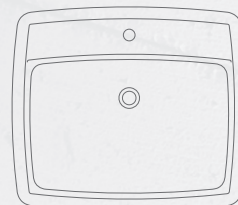


Arco è un lavabo ad incasso che si presta a molte configurazioni ed utilizzi, declinato in due misure, 60 o 80 Cm. Le linee leggermente arcuate, da cui il nome del prodotto, il pianetto interno ribassato e il bordo estremamente sottile conferiscono al lavabo eleganza e leggerezza e lo rendono adatto ad ambientazioni sia classiche che di design. Il bacino ampio e profondo risponde alle nuove tendenze di arredo del bagno e permette di utilizzarlo non solo come lavabo d'arredo ma anche come vaschetta per lavare qualche capo di biancheria. Il profilo del lavabo, caratterizzato da un bordo leggermente bombato, sottolinea il disegno del prodotto e permette di incassare una parte della profondità restituendo leggerezza.

Arco is a recessed washbasin which has many configurations and uses, available in two sizes, 60 or 80 Cm. The slightly arched lines, from which the product gets its name, the lowered inner surface and the extremely slender edge make the washbasin elegant and light, and also suitable for both classic and design surroundings. The wide and deep basin reflect current design trends for bathrooms and allow it to be used not only as a washbasin but also as a tub for washing clothes. The profile of the washbasin, with its slightly convex edge, emphasises the design of the product and allows it to be partially recessed, giving a lighter appearance.

DESIGN  
GIOVANNA TALOCCI

## 60 Cm



ARCO 60  
Art. 1001 - Pag. 318

## 80 Cm



ARCO 80  
Art. 1002 - Pag. 318





# WC BIDET ABBINABILI

MATCHING WCS AND BIDETS - WC ET BIDET COMBINABLES  
KOMBINIERBARE WCS UND BIDETS - WC BIDÉ COMBINABLES  
УНИТАЗЫ БИДЕ КОМБИНИРУЕМЫЕ



P\_45

Art. 5201/TW - 50,5 x 36 - TWIST  
Art. 5202 - 50,5 x 36



P\_46

Art. 5203/TW - 55 x 36 - TWIST  
Art. 5204 - 55 x 36



P\_47

Art. 5205/TW - 55 x 36 - TWIST  
Art. 5206 - 55 x 36



P\_69

Art. 5520/CL - 50,5 x 36 - CLEAN FLUSH  
Art. 5521 - 50,5 x 36



P\_74

Art. 5524/CL - 45 x 35 - CLEAN FLUSH  
Art. 5525 - 45 x 35



P\_70

Art. 5522/CL - 54,5 x 36 - CLEAN FLUSH  
Art. 5523 - 54,5 x 36



P\_73

Art. 5526/CL - 66 x 36 - CLEAN FLUSH  
Art. 5527 - 36 x 15 - CISTERN



P\_99

Art. 5126/TW - 52 x 36 - TWIST  
Art. 5126/CL - 52 x 36 - CLEAN FLUSH  
Art. 5127 - 52 x 36



P\_100

Art. 5138/CL - 55 x 36 - CLEAN FLUSH  
Art. 5139 - 55 x 36



P\_102

Art. 5140/CL - 66 x 36 - CLEAN FLUSH  
Art. 5141 - 35 x 15 - CISTERN



P\_153

Art. 8812 - 53,5 x 36  
Art. 8812/CL - 53,5 x 36 - CLEAN FLUSH  
Art. 8813 - 53,5 x 36  
Art. 8815 - 40 x 29 - KIDS WC




## Art. 1001

## ARCO 60 - 60 x 46,5 Cm - 18 Kg - 17 L.

WHITE

Lavabo da incasso  
Built-in washbasin  
Lavabo encastré  
Einbauwaschbecken  
Lavabo de encaje  
Раковина умывальника встраиваемая



Borchia troppo pieno compresa  
Overflow cap included  
Anneau trop-plein inclus  
Beschlag für Überlaufschutz inklusive  
Tachón rebosadero incluido  
Перелив входит в комплект

PALLET QUANTITY - 100x120x200h: 24  
PALLET QUANTITY - 80x120x200h: 11

BIOKER

## Art. 1002

## ARCO 80 - 80 x 46,5 Cm - 20 Kg - 23 L.

WHITE

Lavabo da incasso  
Built-in washbasin  
Lavabo encastré  
Einbauwaschbecken  
Lavabo de encaje  
Раковина умывальника встраиваемая



Borchia troppo pieno compresa  
Overflow cap included  
Anneau trop-plein inclus  
Beschlag für Überlaufschutz inklusive  
Tachón rebosadero incluido  
Перелив входит в комплект

PALLET QUANTITY - 100x120x200h: 12  
PALLET QUANTITY - 80x120x200h: 10

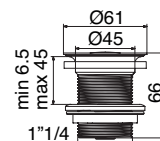
BIOKER

## Art. 10034

Piletta lavabo da 1"1/4  
con troppo pieno integrato  
1"1/4 washbasin waste with overflow  
Bonde lavabo de 1"1/4 avec trop-plein intégré  
Waschbeckenabfluss 1"1/4 mit integriertem Überlaufschutz  
Desagüe lavabo de 1"1/4 con rebosadero integrado  
Донный клапан для умывальника 1"1/4 с интегрированным переливом

CR

NROP



## Art. 10010/C

CR / NROP + WHITE

ORS + WHITE

Scarico automatico 1"1/4 click-clack, tappo grande  
Automatic pop-waste 1" 1/4 click-clack, big plug  
Bonde clic-clac, grand débit  
Automatischer ablauf click-clack, crosser stöpsel  
Valvula automática 1" 1/4 click-clack, tapón grande  
Слив автоматический: клапан 1"1/4, большая пробка



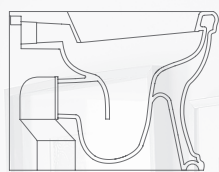




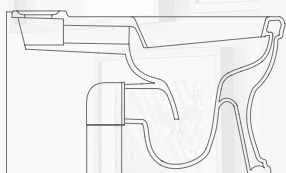




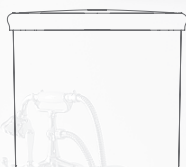
## WC - BIDET



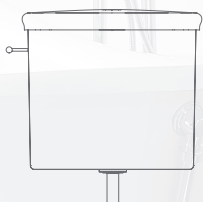
WC  
Art. 5306 - Pag. 323



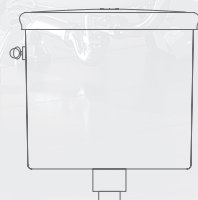
MONOBLOCK  
Art. 5308 - Pag. 324



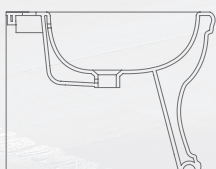
CISTERN  
ART. 5309 - 5309/B - Pag. 324



HIGH LEVEL CISTERN  
Art. 5364 - 5364/B - Pag. 326

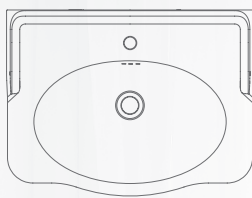


LOW LEVEL CISTERN  
Art. 5365 - Pag. 326

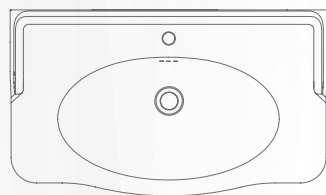


BIDET  
Art. 5307 - Pag. 323

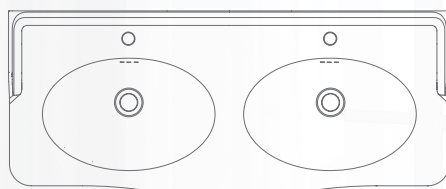
## 70.5-91-126 Cm



CASTELLANA 70  
Art. 5301 - Pag. 330



CASTELLANA 90  
Art. 5302 - Pag. 330



CASTELLANA 120  
Art. 5303 - Pag. 330



PEDESTAL  
Art. 5305 - Pag. 333



CERAMIC LEGS  
Art. 5304 - Pag. 333



METAL LEGS  
Art. 5355 - Pag. 333

## ACCESORIES - Pag. 336



BATHTUB  
Art. 5359 - Pag. 335

Castellana nasce nel 2018 a Civita castellana, culla della tradizione ceramica italiana. Scarabeo, con estrema attenzione all'evoluzione del bagno, ha voluto, nel corso degli anni, rivisitare e recuperare la tradizione. Castellana ci riporta ad un'atmosfera classica ed elegante con realizzazioni intrise dell'artigianalità made in Italy.

Castellana was designed in 2018 in Civita Castellana, cradle of Italian ceramics tradition. Over the years, Scarabeo has had the aim of revisiting and recover tradition with particular attention to the evolution of the bathroom. Castellana brings us back to a classic and elegant atmosphere with creations filled with made in Italy artisanship.

SCARABEO DESIGN



Art. 5306 - 54 x 39 x h 42 Cm + Art. 5310/B\_CR  
Art. 5307 - 54 x 39 x h 42 Cm

## Art. 5306

## CASTELLANA WC - 54 x 39 Cm - 28 Kg

Wc a terra  
Floor-mounted wc  
Cuvette au sol  
Bodenstehendes wc  
Inodoro a tierra  
Унитаз напольный



WHITE



PALLET QUANTITY - 100x120x200h: 15+CW  
PALLET QUANTITY - 80x120x200h: 14+CW

BIOKER

## Art. 5349

## FLUSH PLATE

Placca di comando per cassetta Geberit  
Push button flush plate for Geberit  
Plaque de commande à bouton-poussoir pour Geberit  
Wandspül Platte für Spülkasten Geberit  
Placa de accionamiento con pulsador para Geberit  
Кнопки для смывного механизма Geberit

CHROME



CR

GOLD / BRONZE



OR



BR



## Art. 5307

## CASTELLANA BIDET - 54 x 39 Cm - 26 Kg

Bidet a terra  
Floor-mounted bidet  
Bidet au sol  
Bodenstehendes Bidet  
Bidet a tierra  
Биде напольное

WHITE



PALLET QUANTITY - 100x120x200h: 20  
PALLET QUANTITY - 80x120x200h: 16

BIOKER



## Art. 5308

## CASTELLANA MONOBLOCK - 73 x 40 Cm - 40 Kg

Wc monoblocco  
Monoblock WC  
Cuvette monobloc  
WC-Kombination  
Inodoro monobloque  
Wc monoblocco



WHITE



PALLET QUANTITY - 100x120x200h: 9+CW+CASS  
PALLET QUANTITY - 80x120x200h: 6+CW+CASS

BIOKER


## Art. 5309

## CASTELLANA CISTERN - 46 x 19 Cm - 19 Kg

Cassetta a muro, comprensiva di batteria a doppio flusso 6/4,5 lt  
Wall cistern, inclusive of flushing system dual-flush 6/4,5 l  
Réservoir de chasse mural avec mecanisme de chasse à double flux 6/4,5 L  
Wandspülkasten, einschließlch Batterie mit Doppelspülung 6/4,5 lt  
Cisterna de pared, incluido mecanismo doble flujo 6/4,5 lt  
Бачок сливной внутрстенный с сифоном двухрежимного слива, 6/4,5л

WHITE

+ METAL PARTS



PER - FOR - POUR - FÜR - PARA - ДЛЯ: ART. 5308

Entrata acqua da 1/2"  
1/2" inch inlet  
Entrée eau 1/2 pouce  
Wassereinflaß mit 1/2 Zoll  
Entrada de agua de 1/2"  
Вход воды, 1/2"

BIOKER


## Art. 5309/B

## CASTELLANA CISTERN - 46 x 19 Cm - 19 Kg

Cassetta a muro, comprensiva di batteria, flusso 6 lt  
Wall cistern, inclusive of flushing system, flush 6 l  
Réservoir de chasse mural avec mecanisme de chasse, flux 6 L  
Wandspülkasten, einschließlch Batterie, spülung 6 lt  
Cisterna de pared, incluido mecanismo, flujo 6 lt  
Бачок сливной внутрстенный с сифоном слива, 6 л

WHITE

+ METAL PARTS



PER - FOR - POUR - FÜR - PARA - ДЛЯ: ART. 5308

Entrata acqua da 1/2"  
1/2" inch inlet  
Entrée eau 1/2 pouce  
Wassereinflaß mit 1/2 Zoll  
Entrada de agua de 1/2"  
Вход воды, 1/2"

BIOKER




## Art. 5364

## CASTELLANA HIGH CISTERN - 46 x 19 Cm - 19 Kg

Cassetta a muro, comprensiva di batteria, flusso 6 lt  
 Wall cistern, inclusive of flushing system, flush 6 l  
 Réservoir de chasse mural avec mecanisme de chasse, flux 6 L  
 Wandspülkasten, einschließlic Batterie, spülung 6 lt  
 Cisterna de pared, incluido mecánismo, flujo 6 lt  
 Бачок сливной внутретенный с сифоном слива, 6 л

## WHITE

+ METAL PARTS



CR

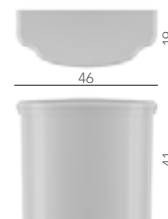
OR

BR

PER - FOR - POUR - FÜR - PARA - ДЛЯ: ART. 5308



Entrata acqua da 1/2"  
 1/2" inch inlet  
 Entrée eau 1/2 pouce  
 Wassereinlauf mit 1/2 zoll  
 Entrada de agua de 1/2"  
 Вход воды, 1/2"



## BIOKER

## Art. 5364/B

## CASTELLANA HIGH CISTERN - 46 x 19 Cm - 19 Kg

Cassetta a muro, comprensiva di batteria, flusso 6 lt  
 Wall cistern, inclusive of flushing system, flush 6 l  
 Réservoir de chasse mural avec mecanisme de chasse, flux 6 L  
 Wandspülkasten, einschließlic Batterie, spülung 6 lt  
 Cisterna de pared, incluido mecánismo, flujo 6 lt  
 Бачок сливной внутретенный с сифоном слива, 6 л

## WHITE

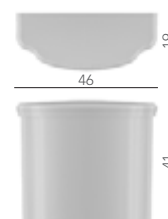
+ METAL PARTS



CR

PER - FOR - POUR - FÜR - PARA - ДЛЯ: ART. 5306

Entrata acqua da 1/2"  
 1/2" inch inlet  
 Entrée eau 1/2 pouce  
 Wassereinlauf mit 1/2 zoll  
 Entrada de agua de 1/2"  
 Вход воды, 1/2"



## BIOKER


## Art. 5365

## CASTELLANA LOW CISTERN - 46 x 19 Cm - 19 Kg

Cassetta a muro, comprensiva di batteria, flusso 6 lt  
 Wall cistern, inclusive of flushing system, flush 6 l  
 Réservoir de chasse mural avec mecanisme de chasse, flux 6 L  
 Wandspülkasten, einschließlic Batterie, spülung 6 lt  
 Cisterna de pared, incluido mecánismo, flujo 6 lt  
 Бачок сливной внутретенный с сифоном слива, 6 л

## WHITE

+ METAL PARTS

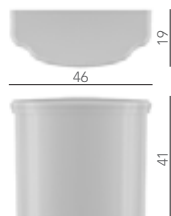


CR

OR

BR

PER - FOR - POUR - FÜR - PARA - ДЛЯ: ART. 5308



Entrata acqua da 1/2"  
 1/2" inch inlet  
 Entrée eau 1/2 pouce  
 Wassereinlauf mit 1/2 zoll  
 Entrada de agua de 1/2"  
 Вход воды, 1/2"

## BIOKER



## Art. 5310/A

## CASTELLANA WOOD SEAT COVER



Sedile per Wc in legno  
 Wooden seat cover Wc  
 Abattant wc en bois  
 WC-deckel aus Holz  
 Asiento para inodoro en madera  
 Сиденье унитаза дерево

## WOOD CHROME



CR

## WOOD GOLD / BRONZE



OR



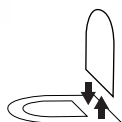
BR

## Art. 5310/B

## CASTELLANA WOOD SEAT COVER



Sedile per Wc in legno  
 Wooden seat cover Wc  
 Abattant wc en bois  
 WC-deckel aus Holz  
 Asiento para inodoro en madera  
 Сиденье унитаза дерево



Con cerniere cromate - Sgancio rapido  
 With chromed Kit - Rapid lift system  
 Charnières chromées - Décrochage rapide  
 Mit scharniere chrom - Schnellbefestigung  
 Bisagras cromadas - Desenganche rápido  
 С хромированными шарнирами - Быстрое отсоединение

## WOOD CHROME



CR

## WOOD GOLD / BRONZE



OR



BR

## Art. 5553/A

## CASTELLANA WHITE SEAT COVER



Sedile per Wc in Poliestere  
 Polyester seat cover Wc  
 Abattant wc en polyester  
 WC-deckel in Polyester  
 Asiento para inodoro en poliéster  
 Сиденье унитаза в полиэфире

## WHITE CHROME



CR

## WHITE GOLD / BRONZE



OR



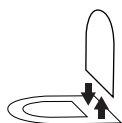
BR

## Art. 5553/B

## CASTELLANA WHITE SEAT COVER



Sedile per Wc in Poliestere  
 Polyester seat cover Wc  
 Abattant wc en polyester  
 WC-deckel in Polyester  
 Asiento para inodoro en poliéster  
 Сиденье унитаза в полиэфире



Con cerniere cromate - Sgancio rapido  
 With chromed Kit - Rapid lift system  
 Charnières chromées - Décrochage rapide  
 Mit scharniere chrom - Schnellbefestigung  
 Bisagras cromadas - Desenganche rápido  
 С хромированными шарнирами - Быстрое отсоединение

## WHITE CHROME



CR

## WHITE GOLD / BRONZE



OR



BR



Art. 5308 - 73 x 40 x h 42 Cm + Art. 5310/B \_CR


Art. 5364 - 46 x 19 Cm

Art. 5307 - 54 x 39 x h 42 Cm

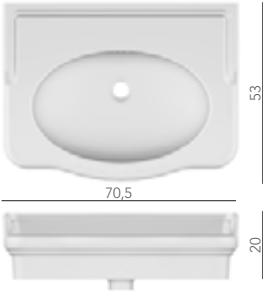




Art. 5301



#



CASTELLANA 70 - 70,5 x 53 Cm - 21,5 Kg - 5 L.

Lavabo da appoggio o sospeso  
Lay-on or wall-mounted washbasin  
Lavabo à poser ou suspendu  
Aufsatz-oder Hängewaschbecken  
Lavabo de apoyo o suspendido  
Раковина умывальника накладная или подвесная

WHITE

Fissaggi a muro compresi  
Wall attachments included  
Fixations murales incluses  
Wandbefestigungen inklusive  
Fijación pared incluida  
Настенные крепления входят в комплект


PALLET QUANTITY - 100x120x200h: 20  
PALLET QUANTITY - 80x120x200h: 12

BIOKER

Art. 5302



#



CASTELLANA 90 - 91 x 53,5 Cm - 28,5 Kg - 6 L.

Lavabo da appoggio o sospeso  
Lay-on or wall-mounted washbasin  
Lavabo à poser ou suspendu  
Aufsatz-oder Hängewaschbecken  
Lavabo de apoyo o suspendido  
Раковина умывальника накладная или подвесная

WHITE

Fissaggi a muro compresi  
Wall attachments included  
Fixations murales incluses  
Wandbefestigungen inklusive  
Fijación pared incluida  
Настенные крепления входят в комплект

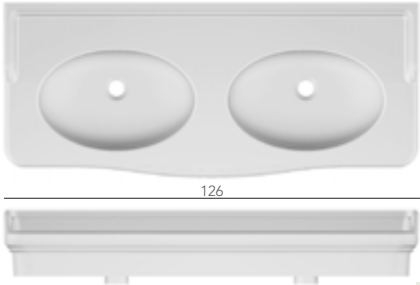
PALLET QUANTITY - 100x120x200h: 17  
PALLET QUANTITY - 80x120x200h: 9

BIOKER

Art. 5303



#



CASTELLANA 120 - 126 x 52,5 Cm - 39,5 Kg - 6 L.

Lavabo da appoggio o sospeso  
Lay-on or wall-mounted washbasin  
Lavabo à poser ou suspendu  
Aufsatz-oder Hängewaschbecken  
Lavabo de apoyo o suspendido  
Раковина умывальника накладная или подвесная

WHITE

Fissaggi a muro compresi  
Wall attachments included  
Fixations murales incluses  
Wandbefestigungen inklusive  
Fijación pared incluida  
Настенные крепления входят в комплект

PALLET QUANTITY - 100x120x200h: 14  
PALLET QUANTITY - 80x120x200h: 9

BIOKER

# Lato muro non smaltato - Wall side not glazed - Non emaille a l'arriere - Seitenwand nicht emaillierte - Lado pared no esmaltado - Со стороны неэмалированной стены



Art. 5303 - 126 x 52,5 x h 20 Cm  
Art. 5305 - h 73 x 32,5 x 32 Cm






Art. 5302 - 91 x 53,5 x h 19,5 Cm  
Art. 5355\_CR - h 82 Cm  
Art. 5356/A\_CR - L 90 - P 36,5 Cm



## Art. 5305

## CASTELLANA PEDESTAL - h 73 x 32,5 x 32 Cm



Colonna aperta posteriormente  
Column with open rear  
Colonne ouverte à l'arrière  
Hinten offene Säule  
Columna abierta posteriormente  
Ножка с открытой тыльной стороной

PER - FOR - POUR - FÜR - PARA - ДЛЯ:

ART. 5301 - 5302 - 5303

WHITE

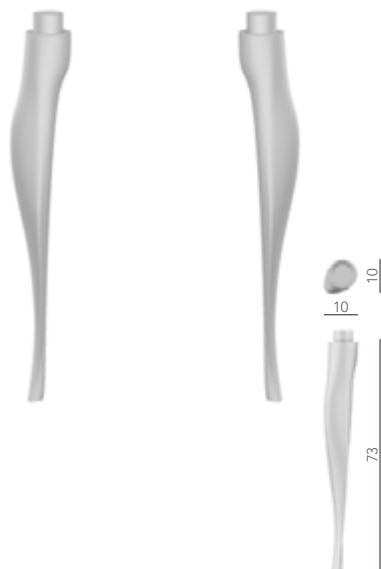
PALLET QUANTITY - 100x120x200h: 24

PALLET QUANTITY - 80x120x200h: 15

BIOKER

## Art. 5304

## CASTELLANA CERAMIC LEGS - h 73 Cm



Coppia di gambe  
Couple of legs  
Paire de pieds  
Paar beine  
Ножка с открытой тыльной стороной

PER - FOR - POUR - FÜR - PARA - ДЛЯ:

ART. 5301 - 5302 - 5303

WHITE

PALLET QUANTITY - 100x120x200h: 100

PALLET QUANTITY - 80x120x200h: 75

BIOKER

## Art. 5355

## CASTELLANA METAL LEGS - h 82 Cm



Coppia di gambe  
Couple of legs  
Paire de pieds  
Paar beine  
Ножка с открытой тыльной стороной

PER - FOR - POUR - FÜR - PARA - ДЛЯ:

ART. 5301 - 5302 - 5303

CHROME



CR

GOLD / BRONZE



OR



BR



## Art. 5359

**CASTELLANA BATHTUB** - 170 x 80 x h 72 Cm - 60 Kg

Vasca con colonna di scarico e set piedi inclusi

Bathtub with waste and feet included

Baignoire avec tuyau d'évacuation et set pieds inclus

Wanne inklusive Abflussrohr und Füßen

Bañera con desagüe y 4 pies incluidos

Ванна с колонной слива и ножками

**WHITE** WHITE**WHITE** CHROME

CR

**WHITE** GOLD / BRONZE

OR



BR



## Art. 5360

**SPARE FEET AND BRACKETS**

Staffe e piedini di ricambio

Spare feet and brackets

Supports et pieds de rechange

Ersatzbügel und -füsse

Soportes y pies de recambio

Кронштейны и опоры запасные

**WHITE****CHROME**

CR

**GOLD / BRONZE**

OR



BR



## Art. 5356/A

## FRAME WITH SHELF 90 - L 90 - P 36,5 Cm



Telaio con mensola di vetro  
Frame with shelf  
Cadre avec étagère en verre  
Rahmen mit ablage  
Marco con repisa  
Рама с полкой

PER - FOR - POUR - FÜR - PARA - ДЛЯ:  
ART. 5355 + 5302

## CHROME



CR

## GOLD / BRONZE



OR



BR

## Art. 5356/B

## FRAME WITH SHELF 70 - L 70 - P 36,5 Cm



Telaio con mensola di vetro  
Frame with shelf  
Cadre avec étagère en verre  
Rahmen mit ablage  
Marco con repisa  
Рама с полкой

PER - FOR - POUR - FÜR - PARA - ДЛЯ:  
ART. 5355 + 5301

## CHROME



CR

## GOLD / BRONZE




OR



BR

## Art. 5357/A

## BRASS GRILLE 90 - L 90 - P 36,5 Cm



Griglia in ottone  
Brass grille  
Grille en laiton  
Gitter aus messing  
Rejilla de latón  
Решетка латунная

PER - FOR - POUR - FÜR - PARA - ДЛЯ:  
ART. 5355 + 5302

## CHROME



CR

## GOLD / BRONZE




OR



BR

## Art. 5357/B

## BRASS GRILLE 70 - L 70 - P 36,5 Cm



Griglia in ottone  
Brass grille  
Grille en laiton  
Gitter aus messing  
Rejilla de latón  
Решетка латунная

PER - FOR - POUR - FÜR - PARA - ДЛЯ:  
ART. 5355 + 5301

## CHROME



CR

## GOLD / BRONZE



OR



BR

## Art. 5352

## SIDE TOWEL RAIL - P 38 Cm



Porta asciugamani laterale per lavabo DX o SX  
Side towel rail for RH or LH washbasin  
Porte-serviettes latéral pour lavabo DTE ou GCH  
Handtuchhalter für waschbeckenseite RECHTS oder LINKS  
Toallero lateral para lavabo DCH o IZQ  
Держатель полотенец для раковины умывальника, боковой, левый или правый

PER - FOR - POUR - FÜR - PARA - ДЛЯ:  
ART. 5301 - 5302 - 5303

## CHROME



CR

## GOLD / BRONZE



OR



BR



## Art. 5320

## WALL MOUNTED SOAP DISH



Porta sapone da muro  
Wall mounted soap dish  
Porte-savon mural  
Seifenschale für Wandmontage  
Porta jabón de pared  
Мыльница настенная

## WHITE CHROME



CR

## WHITE GOLD / BRONZE



OR



BR

## Art. 5321

## WALL MOUNTED TUMBLER



Porta spazzolino da muro  
Wall mounted tumbler  
Porte-brosses à dent mural  
Zahnbürstenbecher für Wandmontage  
Porta cepillo de pared  
Стакан для зубных щеток настенный

## WHITE CHROME



CR

## WHITE GOLD / BRONZE



OR



BR

## Art. 5322

## WALL-MOUNTED DISPENSER



Dispenser da muro  
Wall-mounted dispenser  
Distributeur mural  
Seifenspender zur wandmontage  
Dispenser de pared  
Диспенсер настенный

## WHITE CHROME



CR

## WHITE GOLD / BRONZE



OR



BR

## Art. 5323

## LAID-ON SOAP DISH



Porta sapone da appoggio  
Laid-on soap dish  
Porte-savon à poser  
Seifenschale zum aufstellen  
Jabonera en apoyo  
Мыльница настольная

## WHITE CHROME



CR

## WHITE GOLD / BRONZE



OR



BR

## Art. 5324

## LAID-ON TUMBLER HOLDER



Porta bicchiere da appoggio  
Laid-on tumbler holder  
Porte-gobelet à poser  
Glashalter zum aufstellen  
Portavaso en apoyo  
Держатель стакана настольный

## WHITE CHROME



CR

## WHITE GOLD / BRONZE



OR



BR

## Art. 5325

## LAID-ON DISPENSER



Dispenser da appoggio  
Laid-on dispenser  
Distributeur pour lavabo  
Seifenspender zum aufstellen  
Dispenser en apoyo  
Диспенсер настольный

## WHITE CHROME



CR

## WHITE GOLD / BRONZE



OR



BR



Art. 5316

**TOWEL BAR - L 60 Cm**

Porta asciugamani  
Towel bar  
Porte-Serviettes  
Handtuchhalter  
Toallero  
Держатель полотенец

**CHROME**

CR

**GOLD / BRONZE**

OR



BR

Art. 5317

**TOWEL BAR - L 45 Cm**

Porta asciugamani  
Towel bar  
Porte-Serviettes  
Handtuchhalter  
Toallero  
Держатель полотенец

**CHROME**

CR

**GOLD / BRONZE**

OR



BR

Art. 5318

**TOWEL BAR - L 30 Cm**

Porta asciugamani  
Towel bar  
Porte-Serviettes  
Handtuchhalter  
Toallero  
Держатель полотенец

**CHROME**

CR

**GOLD / BRONZE**

OR



BR

Art. 5315

**WALL MOUNTED GLASS SHELF - L 60 Cm**

Mensola in vetro  
Wall mounted glass shelf  
Étagère en verre  
Glasablage für wandmontage  
Estante con cristal  
Стеклопанельная полка

**CHROME**

CR

**GOLD / BRONZE**

OR



BR

Art. 5350

**DOUBLE GLASS SHELF - L45 P15 h38 Cm**

Mensola doppia in vetro  
Double glass shelf  
Double étagère en verre  
Doppelte ablage aus glas  
Repisa doble de vidrio  
Полка двойная стеклянная

**CHROME**

CR

**GOLD / BRONZE**

OR



BR

Art. 5319

**WALL MOUNTED TOWEL RING**

Porta salviette anello  
Wall mounted towel ring  
Anneau porte-serviette  
Ringförmiger Handtuchhalter  
Toallero mural redondo  
Полотенцедержатель кольцо

**CHROME**

CR

**GOLD / BRONZE**

OR



BR



Art. 5302 - 91 x 53,5 x h 19,5 Cm

























Art. 5355 - h 82 Cm

Art. 5356/A - L 90 - P 36,5 Cm



Art. 5307 - 54 x 39 x h 42 Cm  
Art. 5308 - 73 x 40 x h 42 Cm + Art. 5310/B\_CR  
Art. 5365 - 46 x 19 Cm



<div>Art. 5331</div> <div></div>	<div>WALL MOUNTED ROBE HOOK</div> <div>Appendiabiti singolo Wall mounted robe hook Porte-manteau individuel Kleiderhaken einzeln Colgador Крючок</div>	<div>CHROME</div> <div> CR</div> <div>GOLD / BRONZE</div> <div> OR</div> <div> BR</div>
<div>Art. 5330</div> <div></div>	<div>WALL MOUNTED DOUBLE HOOK</div> <div>Appendiabiti doppio Wall mounted double hook Porte-manteau double Kleiderhaken doppelt Colgador Крючок двойной</div>	<div>CHROME</div> <div> CR</div> <div>GOLD / BRONZE</div> <div> OR</div> <div> BR</div>
<div>Art. 5326</div> <div></div>	<div>WALL MOUNTED TOILET ROLL HOLDER</div> <div>Porta rotolo da muro Wall mounted toilet roll holder Porte-rouleau WC mural Toilettenpapierhalter für Wandmontage Porta papel mural Держатель для туалетной бумаги</div>	<div>CHROME</div> <div> CR</div> <div>GOLD / BRONZE</div> <div> OR</div> <div> BR</div>
<div>Art. 5327</div> <div></div>	<div>WALL MOUNTED TOILET ROLL HOLDER</div> <div>Porta rotolo da muro con cover Wall mounted toilet roll holder Porte-rouleau WC mural Toilettenpapierhalter für Wandmontage Porta papel mural Держатель для туалетной бумаги</div>	<div>CHROME</div> <div> CR</div> <div>GOLD / BRONZE</div> <div> OR</div> <div> BR</div>
<div>Art. 5328</div> <div></div>	<div>WALL MOUNTED TOILET BRUSH</div> <div>Portascopino da muro Wall mounted toilet brush Porte-balayette mural WC-Bürstenständer für Wandmontage Pareja de patas Навесной ёршик</div>	<div>WHITE CHROME</div> <div> CR</div> <div>WHITE GOLD / BRONZE</div> <div> OR</div> <div> BR</div>
<div>Art. 5329</div> <div></div>	<div>FREESTANDING TOILET BRUSH</div> <div>Portascopino da terra Freestanding toilet brush Porte-balayette au sol Toilettenbürstenhalter für Boden Escobillero Напольный ёршик</div>	<div>CHROME</div> <div> CR</div> <div>GOLD / BRONZE</div> <div> OR</div> <div> BR</div>







## Art. 5332



## TOWEL HOLDER STAND - h 90 Cm

Piantana porta salviette tre bracci  
Towel holder stand  
Porte-serviette sur pied trois bras  
Dreiarmliger Handtuch-Ständer  
Pedestal con toallero  
Стойка с тремя полотенцедержателями

## CHROME



CR

## GOLD / BRONZE



OR



BR

## Art. 5333



## TOILET BRUSH AND TOILET ROLL HOLDER STAND - h 65 Cm

Piantana carta-scopino  
Toilet brush and toilet roll holder stand  
Porte-papier et balayette sur pied  
Toilettenpapier/WC-Bürsten-Stände  
Pedestal con porta papel y escobillero  
Стойка с ёршиком и держателем для бумаги

## CHROME



CR

## GOLD / BRONZE



OR



BR

## Art. 5334



## ROLL-SOAP-TOWEL-BRUSH- HOLDER - h 65 Cm

Piantana carta-sapone-salvietta-scopino  
Roll-soap-towel-brush- holder  
Porte papier-savon-serviette-balayette sur pied  
Ständer für Handtuch/Toilettenpapier/Seife/WC-Bürsten  
Pedestal con jabonera-porta papel-toallero escobillero  
Стойка с ёршиком, мыльницей, полотенцедержателем и ёршиком

## CHROME



CR

## GOLD / BRONZE



OR



BR

## Art. 5348



## DUST BEAN - Ø 19 x h 25 Cm

Pattumiera  
Dust bean  
Poubelle  
Mülleimer  
Cubo de basura  
Ведро

## CHROME



CR

## GOLD / BRONZE



OR



BR

## Art. 5351



## 3-TIER CORNER SHOWER TIDY

Angolare per doccia 3 piani  
3-tier corner shower tidy  
Coin pour douche 3 plateaux  
Eckelement mit 3 ablagen für dusche  
Angular para ducha 3 estantes  
Уголок душевой с 3 полками

## CHROME



CR

## GOLD / BRONZE



OR



BR

## Art. 5347



## 3-LEGGED STOOL - Ø 32 x h 45 Cm

Sgabello 3 gambe  
3-legged stool  
Tabouret 3 pieds  
Hocker mit 3 beinen  
Taburete 3 patas  
Табурет на 3 ножках

## CHROME



CR

## GOLD / BRONZE



OR



BR

## Art. 5340

## WALL-MOUNTED MAGNIFYING MIRROR



Specchio ingranditore a parete  
Wall-mounted magnifying mirror  
Miroir agrandisseur mural  
Vergrößerungsspiegel zur wandmontage  
Espejo ampliador de pared  
Зеркало настенное увеличивающее

## CHROME



CR

## GOLD / BRONZE



OR



BR

## Art. 5341

## WALL-MOUNTED JOINTED MAGNIFYING MIRROR



Specchio ingranditore a parete con CROSS  
Wall-mounted jointed magnifying mirror  
Miroir agrandisseur mural articulé  
Vergrößerungsspiegel zur wandmontage, mit gelenk  
Espejo ampliador de pared con articulación  
Зеркало настенное увеличивающее с шарниром

## CHROME



CR

## GOLD / BRONZE



OR



BR

## Art. 5342

## LAID-ON MAGNIFYING MIRROR



Specchio ingranditore da appoggio  
Laid-on magnifying mirror  
Miroir agrandisseur à poser  
Vergrößerungsspiegel zum aufstellen  
Espejo ampliador en apoyo  
Зеркало увеличивающее настольное

## CHROME



CR

## GOLD / BRONZE



OR



BR

## Art. 5335

## IMPERO MIRROR - 70 x 90 Cm



Specchio Impero  
Impero mirror  
Miroir Impero  
Spiegel Impero  
Espejo Impero  
Зеркало Impero

## SILVER



CR

## GOLD



OR

## Art. 5336

## IMPERO MIRROR - 70 x 120 Cm



Specchio Impero  
Impero mirror  
Miroir Impero  
Spiegel Impero  
Espejo Impero  
Зеркало Impero

## SILVER



CR

## GOLD



OR

## Art. 5337

## TILTING ROUND BEVELLED MIRROR - Ø 50 Cm



Specchio molato basculante tondo  
Tilting round bevelled mirror  
Miroir basculant rond  
Runder Schwenkspiegel  
Espejo basculante redondo  
Круглое откидное зеркало

## CHROME



CR

## GOLD / BRONZE



OR



BR

## Art. 5338

## ROUND BEVELLED MIRROR - Ø70 Cm



Specchio molato tondo  
Round bevelled mirror  
Miroir rond  
Runder spiegel  
Espejo redondo  
Зеркало круглое

## Art. 5339

## RECTANGULAR REVERSIBLE BEVELLED MIRROR - 65 x 90 Cm



Specchio rettangolare molato reversibile  
Rectangular reversible bevelled mirror  
Miroir rectangulaire brossé réversible  
Rechteckiger geschliffener spiegel, drehbar  
Espejo rectangular amolado reversible  
Зеркало прямоугольное поворотное с обработанными краями

## Art. 5343

## WALL LIGHT WITH BLACK SHADE



Applique con paralume in nastro nero  
Wall light with black shade  
Applique avec abat-jour en ruban noir  
Wandleuchter mit schwarzem Lampenschirm  
Lampara con sombra negro  
Бра с абажуром из чёрной ткани

## CHROME



CR

## GOLD / BRONZE



OR



BR

## Art. 5344

## WALL LIGHT WITH WHITE SHADE



Applique con paralume in nastro bianco  
Wall light with white shade  
Applique avec abat-jour en ruban blanc  
Wandleuchter mit weißem Lampenschirm  
Lampara con sombra blanco  
Бра с абажуром из белой ткани

## CHROME



CR

## GOLD / BRONZE



OR



BR

## Art. 5345

## WALL LIGHT



Applique con ventola  
Wall light  
Applique  
Wandleuchter  
Lampara  
Бра

## CHROME



CR

## GOLD / BRONZE



OR



BR

## Art. 5346

## ADJUSTABLE LED LAMP



Lampada orientabile LED  
Adjustable LED lamp  
Lampe orientable LED  
Schwenkbare LED-leuchte  
Lámpara orientable LED  
Светильник направленный светодиодный

## CHROME



CR

## GOLD / BRONZE



OR



BR





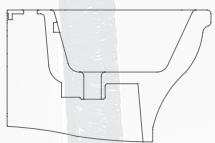
Art. 4005 - 91 x 46,5 x h 16,5 Cm



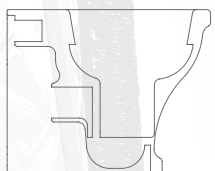
## WC - BIDET



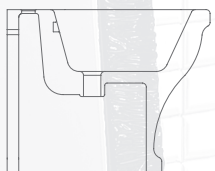
HUNG WC  
Art. 4006 - Pag. 351



HUNG BIDET  
Art. 4007 - Pag. 351



WC  
ART. 4008 - Pag. 352

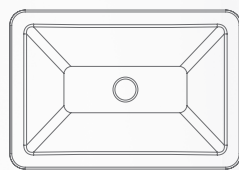


BIDET  
Art. 4009 - Pag. 352

## 40-60 Cm

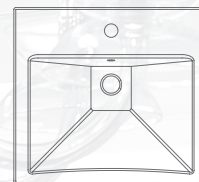


BUTTERFLY 40x40  
Art. 4001 - Pag. 355

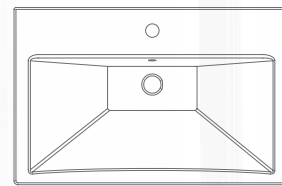


BUTTERFLY 60x40  
Art. 4002 - Pag. 355

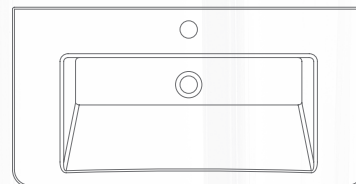
## 75-95 Cm



BUTTERFLY 50  
Art. 4003 - Pag. 355



BUTTERFLY 70  
Art. 4004 - Pag. 358



BUTTERFLY 90  
Art. 4005 - Pag. 358

## ACCESORIES - Pag. 361

Una collezione dalle linee retrò ma vivaci che svela l'animo libero ed estroso del designer. Classico o moderno, Butterfly arreda il bagno con un look contemporaneo. L'interpretazione di un classico contemporaneo: un grande bagno per celebrare l'incontro fra essenzialità e ricerca di nuove forme. Uno sguardo verso gli accessori Butterfly, che mescolano l'eleganza del design del '900 con le seduzioni della moda contemporanea.

A collection displaying vintage yet vibrant lines that reveal the free-thinking, creative mind of the designer. Classical or modern, Butterfly furnishes the bathroom with a contemporary look. The interpretation of a contemporary classic: a wide bathroom to celebrate the encounter between essentiality and search of new shapes. A look at Butterfly accessories mixing the elegance of the 900s' design with the seductions of the contemporary style.

DESIGN  
MASSIMILIANO BRACONI



Art. 4006 - 52,5 x 36,5 x h 42 Cm + Art. 4010/B  
Art. 4007 - 52,5 x 36,5 x h 42 Cm



## Art. 4006

## BUTTERFLY HUNG WC - 52,5 x 36,5 Cm - 20 Kg

Wc Sospeso  
Wall-mounted WC  
Cuvette suspendue  
Hänge-WC  
Inodoro suspendido  
Унитаз подвесной



WHITE



Senza staffe - Aggiungere fissaggio rapido  
Without fixing set - Add quick fixing kit  
Sans équerres - Ajouter fixation rapide  
Ohne befestigungselemente und bügel - Schnellverbindung hinzufügen  
Sin soportes - Añadir fijación rápida  
Без скоб - Дополнительное набор быстрого монтажа

PALLET QUANTITY - 100x120x200h: 20+CW

PALLET QUANTITY - 80x120x200h: 14+CW

BIOKER

## Art. 4007

## BUTTERFLY HUNG BIDET - 52,5 x 36,5 Cm - 20 Kg

Bidet sospeso  
Wall-mounted bidet  
Bidet suspendu  
Hänge-Bidet  
Bidet suspendido  
Биде подвесное

WHITE



Senza staffe - Aggiungere fissaggio rapido  
Borchia troppo pieno compresa  
Without fixing set - Add quick fixing kit  
Overflow cap included  
Sans équerres - Ajouter fixation rapide  
Anneau trop-plein inclus  
Ohne befestigungselemente und bügel - Schnellverbindung hinzufügen  
Beschlag für Überlaufschutz inklusive  
Sin soportes - Añadir fijación rápida  
Tachón rebosadero incluido  
Без скоб - Дополнительное набор быстрого монтажа  
Перелив входит в комплект

PALLET QUANTITY - 100x120x200h: 25

PALLET QUANTITY - 80x120x200h: 16

BIOKER

## + Art. 10050/A - STANDARD

## + Art. 10050/B - WB9 2.0 CLICK SYSTEM



Fissaggio Rapido per Sanitari  
Quick fixing kit for sanitary fittings  
Fixation rapide pour sanitaires  
Schnellverbindung für Sanitäranlagen  
Fijación rápida para sanitarios  
Набор быстрого монтажа для сантехники



Fissaggio Rapido per Sanitari  
Quick fixing kit for sanitary fittings  
Fixation rapide pour sanitaires  
Schnellverbindung für Sanitäranlagen  
Fijación rápida para sanitarios  
Набор быстрого монтажа для сантехники

## Art. 4008

## BUTTERFLY WC - 52,5 x 36,5 Cm - 22 Kg

Wc a terra  
Floor-mounted wc  
Cuvette au sol  
Bodenstehendes wc  
Inodoro a tierra  
Унитаз напольный



WHITE



Borchia troppo pieno compresa  
Overflow cap included  
Anneau trop-plein inclus  
Beschlag für Überlaufschutz inklusive  
Tachón rebosadero incluido  
Перелив входит в комплект

PALLET QUANTITY - 100x120x200h: 15+CW

PALLET QUANTITY - 80x120x200h: 14+CW

BIOKER

## Art. 4009

## BUTTERFLY BIDET - 52,5 x 36,5 Cm - 22 Kg

Bidet a terra  
Floor-mounted bidet  
Bidet au sol  
Bodenstehendes Bidet  
Bidet a tierra  
Биде напольное

WHITE



Borchia troppo pieno compresa  
Overflow cap included  
Anneau trop-plein inclus  
Beschlag für Überlaufschutz inklusive  
Tachón rebosadero incluido  
Перелив входит в комплект

PALLET QUANTITY - 100x120x200h: 20

PALLET QUANTITY - 80x120x200h: 16

BIOKER

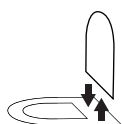
## Art. 4010/A

## BUTTERFLY SEAT COVER

Sedile per Wc in termoindurente  
Seat cover Wc in termosetting resin  
Abattant wc en matière thermodurcissable  
WC-deckel Duroplás  
Asiento para inodoro en material termoenduracido  
Сиденье унитаза из термореактивного полимера

WHITE

Con cerniere cromate - Sgancio rapido  
With chromed Kit - Rapid lift system  
Charnières chromées - Décrochage rapide  
Mit scharniere chrom - Schnellbefestigung  
Bisagras cromadas - Desenganche rápido  
С хромированными шарнирами - Быстрое отсоединение



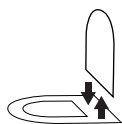
## Art. 4010/B

## BUTTERFLY SEAT COVER

Sedile per Wc in termoindurente  
Seat cover Wc in termosetting resin  
Abattant wc en matière thermodurcissable  
WC-deckel Duroplás  
Asiento para inodoro en material termoenduracido  
Сиденье унитаза из термореактивного полимера

WHITE

Con cerniere cromate - Sgancio rapido  
With chromed Kit - Rapid lift system  
Charnières chromées - Décrochage rapide  
Mit scharniere chrom - Schnellbefestigung  
Bisagras cromadas - Desenganche rápido  
С хромированными шарнирами - Быстрое отсоединение



## Art. 10005

## FIXING SET

Staffe di montaggio Wc e bidet  
Fixing attachments for Wc and bidet  
Supports de montage pour cuvette et bidets suspendus  
Montagebügel Für Hänge-wc und bidet  
Soportes de montaje inodoro y bidé  
Монтажные кронштейны для унитаза и биде

--



# Lato muro non smaltato - Wall side not glazed - Non emaille a l'arrière - Seitenwand nicht emaillierte - Lado pared no esmaltado - Со стороны неэмалированной стены



Art. 4008 - 52,5 x 36,5 x h 42 Cm + Art. 4010/B  
Art. 4009 - 52,5 x 36,5 x h 42 Cm





Art. 4002 - 60 x 42 x h 15,5 Cm

## Art. 4001

**BUTTERFLY 40 x 40** - 40 x 40 Cm - 10 Kg - 5,5 L.

WHITE

Lavabo da appoggio  
Lay-on washbasin  
Lavabo à poser  
Aufsatzwaschbecken  
Lavabo de apoyo  
Раковина умывальника накладная



Senza troppo pieno - Consigliata piletta Art. 10034  
Without overflow - Waste Art. 10034 recommended  
Sans trop-plein - Bonde Art. 10034 conseillée  
Ohne überlauf - Abfluss Art. 10034 empfohlen  
Sin rebosadero - Recomendado desagüe Art. 10034  
Без пробки перелива - Рекомендуется донный клапан арт. 10034

PALLET QUANTITY - 100x120x200h: 64

PALLET QUANTITY - 80x120x200h: 28

BIOKER

## Art. 4002

**BUTTERFLY 60 x 40** - 60 x 42 Cm - 14 Kg - 10 L.

WHITE

Lavabo da appoggio  
Lay-on washbasin  
Lavabo à poser  
Aufsatzwaschbecken  
Lavabo de apoyo  
Раковина умывальника накладная



Senza troppo pieno - Consigliata piletta Art. 10034  
Without overflow - Waste Art. 10034 recommended  
Sans trop-plein - Bonde Art. 10034 conseillée  
Ohne überlauf - Abfluss Art. 10034 empfohlen  
Sin rebosadero - Recomendado desagüe Art. 10034  
Без пробки перелива - Рекомендуется донный клапан арт. 10034

PALLET QUANTITY - 100x120x200h: 40

PALLET QUANTITY - 80x120x200h: 28

BIOKER

## Art. 4003

**BUTTERFLY 50** - 50,5 x 47 Cm - 14 Kg - 2 L.

WHITE

Lavabo da appoggio o sospeso  
Lay-on or wall-mounted washbasin  
Lavabo à poser ou suspendu  
Aufsatz-oder Hängewaschbecken  
Lavabo de apoyo o suspendido  
Раковина умывальника накладная или подвесная



Fissaggi a muro compresi - Borchia troppo pieno compresa  
Wall attachments included - Overflow cap included  
Fixations murales incluses - Anneau trop-plein inclus  
Wandbefestigungen inklusive - Beschlag für Überlaufschutz inklusive  
Fijación pared incluida - Tachón rebosadero incluido  
Настенные крепления входят в комплект - Перелив входит в комплект

PALLET QUANTITY - 100x120x200h: 50

PALLET QUANTITY - 80x120x200h: 28

BIOKER










Art. 4003 - 50,5 x 47 Cm

## Art. 4004

**BUTTERFLY 70** - 70,5 x 46,5 Cm - 17 Kg - 3 L.

Lavabo da appoggio o sospeso  
 Lay-on or wall-mounted washbasin  
 Lavabo à poser ou suspendu  
 Aufsatz-oder Hängewaschbecken  
 Lavabo de apoio o suspenso  
 Раковина умывальника накладная или подвесная

**WHITE**

Fissaggi a muro compresi - Borchia troppo pieno compresa  
 Wall attachments included - Overflow cap included  
 Fixations murales incluses - Anneau trop-plein inclus  
 Wandbefestigungen inklusive - Beschlag für Überlaufschutz inklusive  
 Fijación pared incluida - Tachón rebosadero incluido  
 Настенные крепления входят в комплект - Перелив входит в комплект

PALLET QUANTITY - 100x120x200h: 30

PALLET QUANTITY - 80x120x200h: 28

**BIOKER**

## Art. 4005

**BUTTERFLY 90** - 91 x 46,5 Cm - 19 Kg - 3,5 L.

Lavabo da appoggio o sospeso  
 Lay-on or wall-mounted washbasin  
 Lavabo à poser ou suspendu  
 Aufsatz-oder Hängewaschbecken  
 Lavabo de apoio o suspenso  
 Раковина умывальника накладная или подвесная

**WHITE**

Fissaggi a muro compresi - Borchia troppo pieno compresa  
 Wall attachments included - Overflow cap included  
 Fixations murales incluses - Anneau trop-plein inclus  
 Wandbefestigungen inklusive - Beschlag für Überlaufschutz inklusive  
 Fijación pared incluida - Tachón rebosadero incluido  
 Настенные крепления входят в комплект - Перелив входит в комплект

PALLET QUANTITY - 100x120x200h: 20

PALLET QUANTITY - 80x120x200h: 13

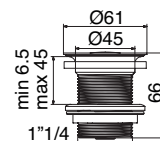
**BIOKER**

## Art. 10034

Piletta lavabo da 1"1/4  
 con troppo pieno integrato  
 1"1/4 washbasin waste with overflow  
 Bonde lavabo de 1"1/4 avec trop-plein intégré  
 Waschbeckenabfluss 1"1/4 mit integriertem Überlaufschutz  
 Desagüe lavabo de 1"1/4 con rebosadero integrado  
 Донный клапан для умывальника 1"1/4 с интегрированным переливом

CR

NROP



## Art. 10010/C

CR / NROP + WHITE

ORS + WHITE

Scarico automatico 1"1/4 click-clack, tappo grande  
 Automatic pop-waste 1" 1/4 click-clack, big plug  
 Bonde clic-clac, grand débit  
 Automatischer ablauf click-clack, crosser stöpsel  
 Valvula automática 1" 1/4 click-clack, tapón grande  
 Слив автоматический: клапан 1"1/4, большая пробка







Art. 4005 - 91 x 46,5 x h 16,5 Cm





## Art. 4012

## WALL MOUNTED SOAP DISH - H70 Cm



Porta sapone da muro  
Wall mounted soap dish  
Porte-savon mural  
Seifenschale für Wandmontage  
Porta jabón de pared  
Мыльница настенная

WHITE CHROME



CR

## Art. 4013

## WALL MOUNTED TUMBLER - L22 P9 H4,5 Cm



Porta spazzolino da muro  
Wall mounted tumbler  
Porte-brosses à dent mural  
Zahnbürstenbecher für Wandmontage  
Porta cepillo de pared  
Стакан для зубных щеток настенный

WHITE CHROME



CR

## Art. 4015

## FREESTANDING TOILET BRUSH - L4,5 P43 H19 Cm



Portascopino da terra  
Freestanding toilet brush  
Porte-balayette au sol  
Freistehender WC-Bürstenständer  
Porta escobilla de suelo  
Туалетный ерш напольный

WHITE CHROME



CR

## Art. 4014

## WALL MOUNTED TOILET ROLL HOLDER - L22 P9 H4,5 Cm



Porta rotolo da muro  
Wall mounted toilet roll holder  
Porte-rouleau WC mural  
Toilettenpapierhalter für Wandmontage  
Porta rollo de pared  
Держатель рулона туалетной бумаги настенный

CHROME



CR

## Art. 4016

## FLAG-SHAPED TOWEL HOLDER - L4,5 P43 H19 Cm



Porta asciugamani a bandiera  
Flag-shaped towel holder  
Porte-serviettes à deux bras  
2-arm-handtuchhalter  
Toallero giratorio  
Держатель полотенце, спицы

CHROME



CR

## Art. 4017

## TOWEL BAR - L40 P9 H4,5 Cm



Porta asciugamani  
Towel bar  
Porte-Serviettes  
Handtuchhalter  
Toallero  
Держатель полотенце

CHROME



CR

Art. 4018

**TOWEL BAR** - L60 P9 H4,5 Cm



Porta asciugamani  
Towel bar  
Porte-Serviettes  
Handtuchhalter  
Toallero  
Держатель полотенец

**CHROME**



Art. 4019

**ROBE HOOK** - L8 P9 H4,5 Cm



Appendiabiti  
Robe hook  
Porte manteau  
Kleiderhaken  
Perchero  
Вешалка для одежды

**CHROME**









# BATH ROOM



scarabeo







SLIDE nasce dall'idea di ridurre la complessità della costruzione dei mobili da bagno attraverso l'utilizzo di elementi funzionali, come i ripiani e i supporti laterali, che fungono allo stesso tempo da unità di sostegno dell'intera struttura. SLIDE presenta infatti dei supporti realizzati in lamiera verniciata e forati a laser per ospitare al loro interno ripiani in legno disponibili in diverse dimensioni, consentendo così di ricavare elementi a giorno o mensole d'appoggio attraverso molteplici possibilità di personalizzazione. SLIDE è l'emblema della flessibilità e della versatilità: due tipologie di fianchi in lamiera nelle finiture nero opaco, grigio e tortora e mensole nelle dimensioni di Cm 60, 90 e 120 si intersecano tra loro creando volume e molteplici movimenti e soluzioni. I piani in legno, oltre ad essere disponibili in 5 essenze diverse (Alpaca, Cesio Verde, Macassar, Rovere Brizzo e Rovere Nodato), su richiesta possono essere tagliati su misura. Una soluzione incredibilmente fruibile per la facilità di fissaggio a muro e per il costo contenuto, ed è abbinabile ad oltre 100 tipologie di lavabi Scarabeo, tutti disponibili in 9 tonalità di colore.

SLIDE reduces the complexity of bathroom furniture thanks to the use of functional elements, such as shelves and lateral supports, that act as supporting unit for the entire structure. The painted sheet metal, laser drilled supports can receive wooden shelves of different size, thus creating open-fronted elements or shelves with an endless number of personalized options. SLIDE is a synonym of flexibility and versatility: the two sheet metal sides are available in matt black, grey and dove-grey finishes and in 60cm, 90cm and 120 Cm size to create volume, movement and freedom. The wooden tops are offered in 5 wood essences (Alpaca, Cesio Verde, Macassar, Rovere Brizzo and Rovere Nodato) and can be cut to measure upon request. SLIDE is a very handy solution thanks to its easy wall mounting and reasonable price and can be combined with over 100 models of Scarabeo washbasins in 9 different colour finishes.

EMO DESIGN





SLD1

Art. 2310 \_NROP - P50 H37 Cm

Art. 2314 \_88 - L120 P50 H2 Cm


Art. 2202 - Ø70 Cm

Washbasin - GLAM 56 - Art. 1804 \_52 - 56 x 39 Cm



## Art. 2310


P50 H37 Cm



Coppia fianchi  
Pair of sides  
Côté (2 pc)  
Paar Seitenwände  
Par de laterales  
Пара боковых панелей

## Art. 2311


P50 H37 Cm



Fianco singolo per rompitratta  
Single supporting side  
Côté simple pour boîte de jonction  
Einzelne Seitenwand für Stützelement  
Lateral simple de sostén  
Одна боковая панель для опорной поперечины

## Art. 2312

L60 P50 H2 Cm



Coppia piano 60 Cm  
Pair of 60 Cm tops  
Plan 60 Cm (2 pc)  
Paar Tops, 60 Cm  
Par encimera 60 Cm  
Пара столешниц 60 см

- Se non viene specificato il lavabo il top viene inviato senza foro - Se si desidera un foro per un lavabo non in lista il costo extra netto è di Euro 50 - I soli lavabi abbinabili sono quelli nel catalogo Scarabeo 2024, salvo diverse disposizioni  
- If the washbasin is not indicated, the top is shipped without hole - The additional net cost for a hole in a washbasin that is not in the list is Euro 50 - Only the washbasins contained in the Scarabeo 2024 catalogue can be matched, except where otherwise stated  
- Si le type de lavabo n'est pas précisé, le plan est envoyé sans percement - Si vous souhaitez un percement pour un lavabo hors catalogue, 50 euros seront facturés en supplément - Les seuls lavabos combinables sont repris dans le catalogue Scarabeo 2024, sauf mention contraire  
- Bei fehlender Angabe des Modells wird das Waschbecken ohne Bohrung geliefert - Für Bohrungen an Waschbecken, die nicht in der Liste enthalten sind, wird ein Zuschlag von 50 Euro berechnet - Nur die Waschbecken aus dem Katalog Scarabeo 2024 sind kombinierbar, sofern nicht anders angegeben  
- Si no está especificado el lavabo, la encimera se envía sin orificio - Si se desea un orificio para un lavabo que no figura en la lista, el coste extra neto es de 50 euros - Los únicos lavabos instalables son aquellos del catálogo Scarabeo 2024, salvo en caso de disposiciones diferentes  
- Если умывальник не будет указан, столешница будет отправлена без отверстия - Если необходимо выполнить отверстие для умывальника, который не входит в перечень, наценка-нетто составит 50 евро - Сочетаются только умывальники из каталога Scarabeo 2024, за исключением других типов размещения








Art. 2313


L90 P50 H2 Cm



Coppia piano 90 Cm  
Pair of 90 Cm tops  
Plan 90 Cm (2 pc)  
Paar Tops, 90 Cm  
Par encimera 90 Cm  
Пара столешниц 90 см

Art. 2314


L120 P50 H2 Cm



Coppia piano 120 Cm  
Pair of 120 Cm tops  
Plan 120 Cm (2 pc)  
Paar Tops, 120 Cm  
Par encimera 120 Cm  
Пара столешниц 120 см

Art. 2317/A


L60 P50 H2 Cm



Mensola superiore 60 Cm  
Upper shelf 60 Cm  
Étagère supérieure 60 Cm  
Obere Ablage, 60 Cm  
Repisa superior 60 Cm  
Верхняя полка 60 см

Art. 2317/B

L60 P45 H2 Cm



Mensola inferiore 60 Cm  
Lower shelf 60 Cm  
Étagère inférieure 60 Cm  
Untere Ablage, 60 Cm  
Repisa inferior 60 Cm  
Нижняя полка 60 см

- Se non viene specificato il lavabo il top viene inviato senza foro - Se si desidera un foro per un lavabo non in lista il costo extra netto è di Euro 50 - I soli lavabi abbinabili sono quelli nel catalogo Scarabeo 2024, salvo diverse disposizioni  
- If the washbasin is not indicated, the top is shipped without hole - The additional net cost for a hole in a washbasin that is not in the list is Euro 50 - Only the washbasins contained in the Scarabeo 2024 catalogue can be matched, except where otherwise stated  
- Si le type de lavabo n'est pas précisé, le plan est envoyé sans percement - Si vous souhaitez un percement pour un lavabo hors catalogue, 50 euros seront facturés en supplément - Les seuls lavabos combinables sont repris dans le catalogue Scarabeo 2024, sauf mention contraire  
- Bei fehlender Angabe des Modells wird das Waschbecken ohne Bohrung geliefert - Für Bohrungen an Waschbecken, die nicht in der Liste enthalten sind, wird ein Zuschlag von 50 Euro berechnet - Nur die Waschbecken aus dem Katalog Scarabeo 2024 sind kombinierbar, sofern nicht anders angegeben  
- Si no está especificado el lavabo, la encimera se envía sin orificio - Si se desea un orificio para un lavabo que no figura en la lista, el coste extra neto es de 50 euros - Los únicos lavabos instalables son aquellos del catálogo Scarabeo 2024, salvo en caso de disposiciones diferentes  
- Если умывальник не будет указан, столешница будет отправлена без отверстия - Если необходимо выполнить отверстие для умывальника, который не входит в перечень, наценка-нетто составит 50 евро - Сочетаются только умывальники из каталога Scarabeo 2024, за исключением других типов размещения



SLD2

Art. 2310 \_NROP - P50 H37 Cm

Art. 2314 \_89 - L120 P50 H2 Cm

Art. 2202 - Ø70 Cm

Washbasin - GLAM 56 - Art. 1804 \_55 - 56 x 39 Cm












SLD3  
Art. 2310 \_NROP - P50 H37 Cm  
Art. 2311 \_NROP - P50 H37 Cm  
Art. 2314 \_89 - L120 P50 H2 Cm  
Art. 2205 - 100 x 60 Cm  
Washbasin - GLAM 56 - Art. 1804 \_RRM - 56 x 39 Cm

## Art. 2318/A


L90 P50 H2 Cm



Mensola superiore 90 Cm  
Upper shelf 90 Cm  
Étagère supérieure 90 Cm  
Obere Ablage, 90 Cm  
Repisa superior 90 Cm  
Верхняя полка 90 см

## Art. 2318/B


L90 P45 H2 Cm



Mensola inferiore 90 Cm  
Lower shelf 90 Cm  
Étagère inférieure 90 Cm  
Untere Ablage, 90 Cm  
Repisa inferior 90 Cm  
Нижняя полка 90 см

## Art. 2319/A


L120 P50 H2 Cm



Mensola superiore 120 Cm  
Upper shelf 120 Cm  
Étagère supérieure 120 Cm  
Obere Ablage, 120 Cm  
Repisa superior 120 Cm  
Верхняя полка 120 см

## Art. 2319/B

L120 P45 H2 Cm



Mensola inferiore 120 Cm  
Lower shelf 120 Cm  
Étagère inférieure 120 Cm  
Untere Ablage, 120 Cm  
Repisa inferior 120 Cm  
Нижняя полка 120 см

- Se non viene specificato il lavabo il top viene inviato senza foro - Se si desidera un foro per un lavabo non in lista il costo extra netto è di Euro 50 - I soli lavabi abbinabili sono quelli nel catalogo Scarabeo 2024, salvo diverse disposizioni  
- If the washbasin is not indicated, the top is shipped without hole - The additional net cost for a hole in a washbasin that is not in the list is Euro 50 - Only the washbasins contained in the Scarabeo 2024 catalogue can be matched, except where otherwise stated  
- Si le type de lavabo n'est pas précisé, le plan est envoyé sans percement - Si vous souhaitez un percement pour un lavabo hors catalogue, 50 euros seront facturés en supplément - Les seuls lavabos combinables sont repris dans le catalogue Scarabeo 2024, sauf mention contraire  
- Bei fehlender Angabe des Modells wird das Waschbecken ohne Bohrung geliefert - Für Bohrungen an Waschbecken, die nicht in der Liste enthalten sind, wird ein Zuschlag von 50 Euro berechnet - Nur die Waschbecken aus dem Katalog Scarabeo 2024 sind kombinierbar, sofern nicht anders angegeben  
- Si no está especificado el lavabo, la encimera se envía sin orificio - Si se desea un orificio para un lavabo que no figura en la lista, el coste extra neto es de 50 euros - Los únicos lavabos instalables son aquellos del catálogo Scarabeo 2024, salvo en caso de disposiciones diferentes  
- Если умывальник не будет указан, столешница будет отправлена без отверстия - Если необходимо выполнить отверстие для умывальника, который не входит в перечень, наценка-нетто составит 50 евро - Сочетаются только умывальники из каталога Scarabeo 2024, за исключением других типов размещения



Art. 2315

P50 H2 Cm





878889

Mensola superiore a Cm su misura  
Upper shelf to measure (by Cm)  
Étagère supérieure au Cm sur mesure  
Obere Ablage, Abmessungen nach Maß  
Repisa superior por Cm a medida  
Верхняя полка за см под заказ

Art. 2316

P45 H2 Cm






878889

Mensola inferiore a Cm su misura  
Lower shelf to measure (by Cm)  
Étagère inférieure au Cm sur mesure  
Untere Ablage, Abmessungen nach Maß  
Repisa inferior por Cm a medida  
Нижняя полка за см под заказ

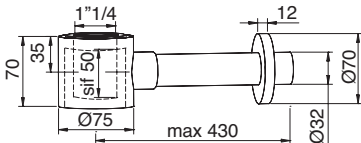
Art. 10032

COMPACT TRAP




Sifone compatto in ottone  
Brass compact trap  
Siphon compact en laiton  
Kompakter Siphon aus Messing  
Sifón compacto de latón  
Компактный сифон из латуни

CR / NROP



Art. 10009

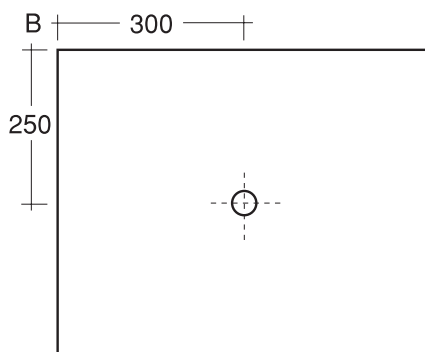


Sifone tondo in ottone ribassato 1"1/4 cromato  
Cp Brass round trap, shorted 1" 1/4 chromed  
Syphon petit culot laiton chromé  
Siphon aus verchromtem messing, abgeflacht  
Sifón redondo de latón rebajado 1" 1/4 cromado  
Сифон круглого сечения 1"1/4 укороченный, из хромированной латуни

CR  
NROP  
ORS

- Se non viene specificato il lavabo il top viene inviato senza foro - Se si desidera un foro per un lavabo non in lista il costo extra netto è di Euro 50 - I soli lavabi abbinabili sono quelli nel catalogo Scarabeo 2024, salvo diverse disposizioni  
- If the washbasin is not indicated, the top is shipped without hole - The additional net cost for a hole in a washbasin that is not in the list is Euro 50 - Only the washbasins contained in the Scarabeo 2024 catalogue can be matched, except where otherwise stated  
- Si le type de lavabo n'est pas précisé, le plan est envoyé sans percement - Si vous souhaitez un percement pour un lavabo hors catalogue, 50 euros seront facturés en supplément - Les seuls lavabos combinables sont repris dans le catalogue Scarabeo 2024, sauf mention contraire  
- Bei fehlender Angabe des Modells wird das Waschbecken ohne Bohrung geliefert - Für Bohrungen an Waschbecken, die nicht in der Liste enthalten sind, wird ein Zuschlag von 50 Euro berechnet - Nur die Waschbecken aus dem Katalog Scarabeo 2024 sind kombinierbar, sofern nicht anders angegeben  
- Si no está especificado el lavabo, la encimera se envía sin orificio - Si se desea un orificio para un lavabo que no figura en la lista, el coste extra neto es de 50 euros - Los únicos lavabos instalables son aquellos del catálogo Scarabeo 2024, salvo en caso de disposiciones diferentes  
- Если умывальник не будет указан, столешница будет отправлена без отверстия - Если необходимо выполнить отверстие для умывальника, который не входит в перечень, наценка-нетто составит 50 евро - Сочетаются только умывальники из каталога Scarabeo 2024, за исключением других типов размещения

ART. 2312 = 600 X 500 mm

[illegible]

- Se non viene specificato il lavabo il top viene inviato senza foro - Se si desidera un foro per un lavabo non in lista il costo extra netto è di Euro 50 - I soli lavabi abbinabili sono quelli nel catalogo Scarabeo 2024, salvo diverse disposizioni

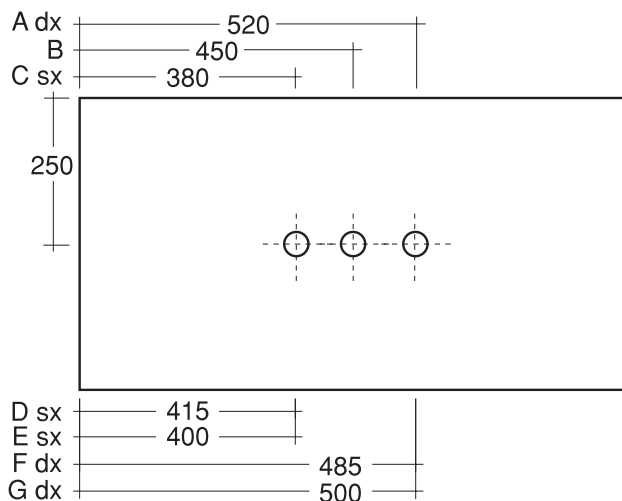
- If the washbasin is not indicated, the top is shipped without hole - The additional net cost for a hole in a washbasin that is not in the list is Euro 50 - Only the washbasins contained in the Scarabeo 2024 catalogue can be matched, except where otherwise stated

- Si le type de lavabo n'est pas précisé, le plan est envoyé sans perçement - Si vous souhaitez un perçement pour un lavabo hors catalogue, le list Euro 50 seront facturés en supplément - Les seuls lavabos combinables sont repris dans le catalogue Scarabeo 2024, sauf mention contraire

- Bei fehlender Angabe des Modells wird das Waschbecken ohne Bohrung geliefert - Für Bohrungen an Waschbecken, die nicht in der Liste enthalten sind, wird ein Zuschlag von 50 Euro berechnet - Nur die Waschbecken aus dem Katalog Scarabeo 2024 sind kombinierbar, sofern nicht anders angegeben

- Si non è stato specificato il lavabo, la encimera se envia sin orificio - Si se desea un orificio para un lavabo que no figura en la lista, el coste extra neto es de 50 euros - Los únicos lavabos instalables son aquellos del catálogo Scarabeo 2024, salvo en caso de disposiciones diferentes

- Си умявляник не бивае указан, столешницата бива отпратена без отворение - Си е необходимо изпълнени отворение за умявляника, който не е в списъка на моделите, на цена от 50 евро - Съчетават се само умявляници от каталога Scarabeo 2024, за изключение други типове размерения

[illegible]

- Se non viene specificato il lavabo il top viene inviato senza foro - Se si desidera un foro per un lavabo non in lista il costo extra netto è di Euro 50 - I soli lavabi abbinabili sono quelli nel catalogo Scarabeo 2024, salvo diverse disposizioni

- If the washbasin is not indicated, the top is shipped without hole - The additional net cost for a hole in a washbasin that is not in the list is Euro 50 - Only the washbasins contained in the Scarabeo 2024 catalogue can be matched, except where otherwise stated

- Si le type de lavabo n'est pas précisé, le plan est envoyé sans perçement - Si vous souhaitez un perçement pour un lavabo hors catalogue, le list Euro 50 seront facturés en supplément - Les seuls lavabos combinables sont repris dans le catalogue Scarabeo 2024, sauf mention contraire


- Bei fehlender Angabe des Modells wird das Waschbecken ohne Bohrung geliefert - Für Bohrungen an Waschbecken, die nicht in der Liste enthalten sind, wird ein Zuschlag von 50 Euro berechnet - Nur die Waschbecken aus dem Katalog Scarabeo 2024 sind kombinierbar, sofern nicht anders angegeben

- Se si è stato specificato el lavabo, la encimera se envia sin orificio - Si se desea un orificio para un lavabo que no figura en la lista, el coste extra neto es de 50 euros - Los únicos lavabos instalables son aquellos del catálogo Scarabeo 2024, salvo en caso de disposiciones diferentes

- Си умывальник не будет заказан, столешница будет отправлена без отверстия - Си необходимо выполнить отверстие для умывальника, который не входит в перечень, наценка-нетто составит 50 евро - Соединяются только умывальники из каталога Scarabeo 2024, за исключением других типов размещений








Art. 2310



Art. 2311

SIDES



NROP GRG TRT



Art. 2312 - 60 Cm ↑ ↓  
Art. 2317/A - 60 Cm ↑  
Art. 2317/B - 60 Cm ↓




Art. 2313 - 90 Cm ↑ ↓  
Art. 2318/A - 90 Cm ↑  
Art. 2318/B - 90 Cm ↓



Art. 2314 - 120 Cm ↑ ↓  
Art. 2319/A - 120 Cm ↑  
Art. 2319/B - 120 Cm ↓

SHELF



87 88 89



SHELF 60 Cm  
Art. 2310  
Art. 2312



SHELF 90 Cm  
Art. 2310  
Art. 2313



SHELF 90 Cm  
Art. 2310  
Art. 2313



SHELF 90 Cm  
Art. 2310  
Art. 2313



SHELF 120 + 90 Cm  
Art. 2310  
Art. 2319/A + 2318/B



SHELF 120 Cm  
Art. 2310  
Art. 2314



SHELF 120 Cm  
Art. 2310  
Art. 2314



SHELF 120 Cm  
Art. 2310 + 2311  
Art. 2314



SHELF 90 Cm  
Art. 2310  
Art. 2313



SHELF 90 Cm  
Art. 2310  
Art. 2313



SHELF 90 Cm  
Art. 2310  
Art. 2313



SHELF 90 + 120 Cm  
Art. 2310  
Art. 2318/A + 2319/B



SHELF 90 + 120 Cm  
Art. 2310  
Art. 2318/A + 2319/B



SHELF 120 + 90 Cm  
Art. 2310  
Art. 2319/A + 2318/B



SHELF 120 Cm  
Art. 2310  
Art. 2314



SHELF 120 Cm  
Art. 2310  
Art. 2314



SHELF 120 Cm  
Art. 2310  
Art. 2314



SHELF 120 Cm  
Art. 2310 + 2311  
Art. 2314



SHELF 120 Cm  
Art. 2310 + 2311  
Art. 2314



SHELF 120 Cm  
Art. 2310 + 2311  
Art. 2314





ABLE, disegnato da Davide Vercelli, appare come un tavolo o una consolle, solidi e senza orpelli, su cui poter posizionare oltre cento tipologie di lavabi delle collezioni Scarabeo, tutti disponibili in 9 colorazioni diverse. Una struttura in metallo, addolcita da angoli arrotondati, supporta un piano d'appoggio in legno per il lavabo e una mensola inferiore adatta ad elementi contenitivi. Una forma semplice e un look apparentemente basic riconducono ABLE ad uno stile senza tempo, dove la bellezza è sinonimo di funzionalità e leggerezza. ABLE è estremamente versatile e personalizzabile grazie alla possibilità di scegliere tra cinque finiture diverse del legno dei piani e due misure della struttura, Cm 80 e Cm 100, realizzata nella finitura nero opaco o grigio. ABLE si colloca con estrema facilità in qualsiasi contesto abitativo contemporaneo ed è inoltre particolarmente indicato per il settore contract che richiede per i propri ambienti personalità, robustezza ed alta fruibilità. Un tocco glamour spetta allo specchio coordinato, realizzato con mensole incorporate o senza, proposto nelle stesse finiture della struttura.

Designed by Davide Vercelli, ABLE is a table with a solid structure and without frills. It can receive over one hundred models of Scarabeo washbasins in 9 colour finishes. The metal structure with rounded corners supports a wooden top for the washbasin and a lower shelf for storage elements. A plain shape and an apparently basic look give ABLE a timeless style where beauty is synonym of functionality and lightness. ABLE is highly versatile and customizable thanks to five wooden essences and two sizes - 80 Cm and 100 Cm - for the structure with matt black or grey finish. ABLE can be easily integrated in all contemporary spaces and is the perfect choice for the contract sector, where personality, sturdiness and easy use play an important role. The coordinated mirror, in the same finishes as the structure, with or without shelves, adds a glamour touch to the setting.

DESIGN

DAVIDE VERCELLI





AB1  
Art. 2402 \_GRG\_88 - L100 P50 H74 Cm  
Art. 2404 \_NROP - 90 x 50 Cm  
Art. 2713 \_NROP\_49 - L30 Cm  
Washbasin - GLAM 56 - Art. 1804 \_RRR - 56 x 39 Cm



## Art. 2401


L80 P50 H74 Cm



## STRUCTURE



## WOOD



Consolle porta lavabo 80 Cm  
80 Cm washbasin table  
Console porte-lavabo 80 Cm  
Waschtisch 80 Cm  
Consola para lavabo 80 Cm  
Консоль для умывальника 80 см

## Art. 2402


L100 P50 H74 Cm



## STRUCTURE



## WOOD



Consolle porta lavabo 100 Cm  
100 Cm washbasin table  
Console porte-lavabo 100 Cm  
Waschtisch 100 Cm  
Consola para lavabo 100 Cm  
Консоль для умывальника 100 см

## Art. 2404

90 x 50 Cm



Specchio con mensole, Orizzontale / Verticale  
Mirror with shelves, Horizontal / Vertical  
Miroir avec étagères, horizontale/verticale  
Spiegel mit Ablagen, horizontal/vertikal  
Espejo con repisas, horizontal/vertical  
Зеркало с полками, горизонтальное или вертикальное

- Se non viene specificato il lavabo il top viene inviato senza foro - Se si desidera un foro per un lavabo non in lista il costo extra netto è di Euro 50 - I soli lavabi abbinabili sono quelli nel catalogo Scarabeo 2024, salvo diverse disposizioni  
- If the washbasin is not indicated, the top is shipped without hole - The additional net cost for a hole in a washbasin that is not in the list is Euro 50 - Only the washbasins contained in the Scarabeo 2024 catalogue can be matched, except where otherwise stated  
- Si le type de lavabo n'est pas précisé, le plan est envoyé sans percement - Si vous souhaitez un percement pour un lavabo hors catalogue, 50 euros seront facturés en supplément - Les seuls lavabos combinables sont repris dans le catalogue Scarabeo 2024, sauf mention contraire  
- Bei fehlender Angabe des Modells wird das Waschbecken ohne Bohrung geliefert - Für Bohrungen an Waschbecken, die nicht in der Liste enthalten sind, wird ein Zuschlag von 50 Euro berechnet - Nur die Waschbecken aus dem Katalog Scarabeo 2024 sind kombinierbar, sofern nicht anders angegeben  
- Si no está especificado el lavabo, la encimera se envía sin orificio - Si se desea un orificio para un lavabo que no figura en la lista, el coste extra neto es de 50 euros - Los únicos lavabos instalables son aquellos del catálogo Scarabeo 2024, salvo en caso de disposiciones diferentes  
- Если умывальник не будет указан, столешница будет отправлена без отверстия - Если необходимо выполнить отверстие для умывальника, который не входит в перечень, наценка-нетто составит 50 евро - Сочетаются только умывальники из каталога Scarabeo 2024, за исключением других типов размещения








Art. 2403

90 x 50 Cm




NROP

GRG

Specchio senza mensole, Orizzontale / Verticale  
Mirror without shelves, Horizontal / Vertical  
Miroir sans étagères, horizontale/verticale  
Spiegel ohne Ablagen, horizontal/vertikal  
Espejo sin repisas, horizontal/vertical  
Зеркало без полок, горизонтальное или вертикальное

Art. 2713DX / Art. 2713SX

L30 Cm



2713DX

Porta asciugamani con mensola in ceramica 30 Cm  
Towel rail with ceramic shelf 30 Cm  
Porte-serviettes avec étagère en céramique 30 Cm  
Handtuchhalter mit Ablage aus Keramik 30 Cm  
Toallero con repisa de cerámica 30 Cm  
Держатель полотенец с керамической полкой 30 см

METAL ACCS / NROP / ORS +

WHITE

41

49 - 35

52 - 61

53 - 62

54 - 64

55 - 63

56 - 60

57 - 38

58 - 39

59 - 40

65


F

G

E

Art. 2714DX / Art. 2714SX

L45 Cm



2714DX

Porta asciugamani con mensola in ceramica 45 Cm  
Towel rail with ceramic shelf 45 Cm  
Porte-serviettes avec étagère en céramique 45 Cm  
Handtuchhalter mit Ablage aus Keramik 45 Cm  
Toallero con repisa de cerámica 45 Cm  
Держатель полотенец с керамической полкой 45 см

METAL ACCS / NROP / ORS +

WHITE

41

49 - 35

52 - 61

53 - 62

54 - 64

55 - 63

56 - 60

57 - 38

58 - 39

59 - 40

65


F

G

E

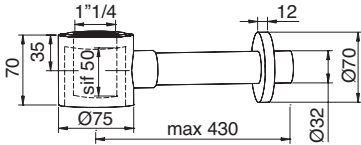
Art. 10032

COMPACT TRAP




Sifone compatto in ottone  
Brass compact trap  
Siphon compact en laiton  
Kompakter Siphon aus Messing  
Sifón compacto de latón  
Компактный сифон из латуни

CR / NROP



Art. 10009



Sifone tondo in ottone ribassato 1"1/4 cromato  
Cp Brass round trap, shorted 1" 1/4 chromed  
Syphon petit culot laiton chromé  
Siphon aus verchromtem messing, abgeflacht  
Sifón redondo de latón rebajado 1" 1/4 cromado  
Сифон круглого сечения 1"1/4 укороченный, из хромированной латуни

CR

NROP

ORS





AB2  
Art. 2401 \_NROP - 88 - L80 P50 H74 Cm  
Art. 2404 \_NROP - 90 x 50 Cm  
Washbasin - GLAM Ø39 - Art. 1807 \_54 - Ø39 Cm





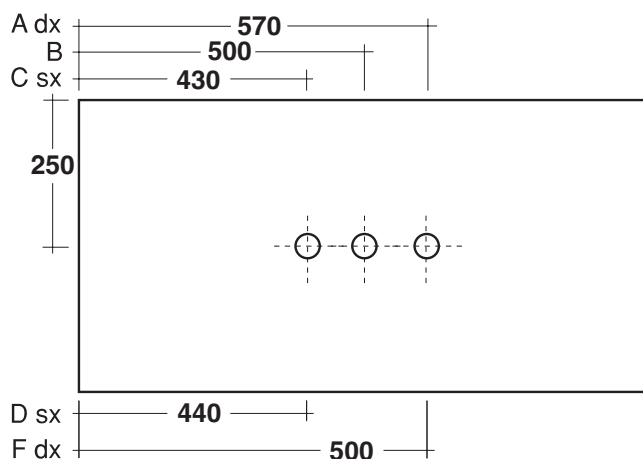






- Se non viene specificato il lavabo il top viene inviato senza foro - Se si desidera un foro per un lavabo non in lista il costo extra netto è di Euro 50 - I soli lavabi abbinabili sono quelli nel catalogo Scarabeo 2024, salvo diverse disposizioni
- If the washbasin is not indicated, the top is shipped without hole - The additional net cost for a hole in a washbasin that is not in the list is Euro 50 - Only the washbasins contained in the Scarabeo 2024 catalogue can be matched, except where otherwise stated
- Si le type de lavabo n'est pas précisé, le plan est envoyé sans perçement - Si vous souhaitez un perçement pour un lavabo hors catalogue, 50 euros seront facturés en supplément - Les seuls lavabos combinables sont repris dans le catalogue Scarabeo 2024, sauf mention contraire
- Bei fehlender Angabe des Modells wird das Waschbecken ohne Bohrung geliefert - Für Bohrungen an Waschbecken, die nicht in der Liste enthalten sind, wird ein Zuschlag von 50 Euro berechnet - Nur die Waschbecken aus dem Katalog Scarabeo 2024 sind kombinierbar, sofern nicht anders angegeben
- Si non è stato specificato il lavabo, la encimera se envia sin orificio - Si se desea un orificio para un lavabo que no figura en la lista, el coste extra neto es de 50 euros - Los únicos lavabos instalables son aquellos del catálogo Scarabeo 2024, salvo en caso de disposiciones diferentes
- Если умывальник не будет указан, столешница будет отправлена без отверстия - Если необходимо выполнить отверстие для умывальника, который не входит в перечень, наценка-нетто составит 50 евро - Сочетаются только умывальники из каталога Scarabeo 2024, за исключением других типов размещения

ART. 2402 = 1000 X 500 mm

[illegible]

- Se non viene specificato il lavabo il top viene inviato senza foro - Se si desidera un foro per un lavabo non in lista il costo extra netto è di Euro 50 - I soli lavabi abbinabili sono quelli nel catalogo Scarabeo 2024, salvo diverse disposizioni

- If the washbasin is not indicated, the top is shipped without hole - The additional net cost for a hole in a washbasin that is not in the list is Euro 50 - Only the washbasins contained in the Scarabeo 2024 catalogue can be matched, except where otherwise stated

- Si le type de lavabo n'est pas précisé, le plan est envoyé sans perçement - Si vous souhaitez un perçement pour un lavabo hors catalogue, le list Euro 50 seront facturés en supplément - Les seuls lavabos combinables sont repris dans le catalogue Scarabeo 2024, sauf mention contraire

- Bei fehlender Angabe des Modells wird das Waschbecken ohne Bohrung geliefert - Für Bohrungen an Waschbecken, die nicht in der Liste enthalten sind, wird ein Zuschlag von 50 Euro berechnet - Nur die Waschbecken aus dem Katalog Scarabeo 2024 sind kombinierbar, sofern nicht anders angegeben

- Si no è stato specificato il lavabo, la encimera se envia sin orificio - Si se desea un orificio para un lavabo que no figura en la lista, el coste extra neto es de 50 euros - Los únicos lavabos instalables son aquellos del catálogo Scarabeo 2024, salvo en caso de disposiciones diferentes

- Если умывальник не будет указан, столешница будет отправлена без отверстий - Если необходимо выполнить отверстие для умывальника, который не входит в перечень, наценка-нетто составит 50 евро - Соединяются только умывальники из каталога Scarabeo 2024, за исключением других типов размещений





SOL27

Art. 2922\_TRT - L149 P45,5 H77 Cm

Art. 2928\_54 - L140 P45,5 H2 Cm

Art. 2923\_54 - L139 P45,5 H30 Cm

Art. 2213 - 140 x 70 Cm

Washbasin - x2 GLAM 56 - Art. 1804\_64 - 56 x 39 Cm

# Solid

SOLID è la quinta essenza della versatilità: diversi elementi perfettamente abbinabili ed integrabili tra loro concorrono a creare soluzioni di design che rispondono ad ogni tipologia di esigenza o gusto. Un'importante struttura in metallo, disponibile nelle finiture Nero opaco, Grigio, Tortora e Oro satinato e dotata di porta asciugamani integrato, diventa un abito su misura capace di vestire alla perfezione tutti i lavabi della collezione Teorema 2.0. Con il posizionamento di una mensola in legno, la stessa struttura diventa una consolle fruibile per oltre 100 tipi di lavabi da appoggio. La possibilità, inoltre, di poter scegliere la ceramica dei lavabi tra colori diversi, permette di costruire un'identità unica e personalizzata della sala da bagno. La parte inferiore della struttura si presta a zona contenitiva attraverso l'opzione della mensola semplice, disponibile in tutte le colorazioni della ceramica Scarabeo, o di cassetti proposti in finiture colorate o in diverse essenze lignee di prestigio. SOLID si completa inoltre di accessori in metallo posizionabili a muro o in appoggio che ampliano la capacità contenitiva e offrono ulteriori spunti creativi per un'idea di bagno completo e decisamente funzionale.

SOLID is the fifth essence of versatility: multiple elements can be perfectly combined to create design solutions capable of satisfying all needs and tastes. The impressive metal structure, which is available in matt Black, Gray, Dove-Gray and satin Gold finishes and is equipped with tower rail, can fit all Teorema 2.0 Collection washbasins. With the addition of a wooden shelf, the structure becomes a top for over 100 models of lay-on washbasins. Moreover, the ceramic for the washbasin can be chosen from a selection of eight colours to create a unique, personalized identity for your bathroom. The lower part of the structure can be used as a container with the option of a simple shelf, available in all the Scarabeo ceramic colours, or drawers with coloured finishes or finishes in different types of prestigious woods. SOLID is also completed with wall-mounted or lay-on metal accessories to increase storage space and offer creative options for a fully functional and complete bathroom.

SCARABEO DESIGN






SOL28  
Art. 2922 \_NROP - L149 P45,5 H77 Cm  
Art. 2923 \_LSC - L139 P45,5 H30 Cm  
Art. 2213 - 140 x 70 Cm  
Washbasin - TEOREMA 2.0 140R - B  
Art. 5158/R-140/B - 140 x 46 Cm



Art. 2922


L149 P45,5 H77 Cm



Consolle a terra per lavabo 140 Cm  
 Floor-standing table for washbasin 140 Cm  
 Console à poser pour lavabo 140 Cm  
 Waschtisch, 140 Cm  
 Consola de suelo para lavabo 140 Cm  
 Напольная консоль для умывальника 140 см

Art. 2920

L129 P45,5 H77 Cm



Consolle a terra per lavabo 120 Cm  
 Floor-standing table for washbasin 120 Cm  
 Console à poser pour lavabo 120 Cm  
 Waschtisch, 120 Cm  
 Consola de suelo para lavabo 120 Cm  
 Напольная консоль для умывальника 120 см

Art. 2901

L109 P45,5 H77 Cm



Consolle a terra per lavabo 100 Cm  
 Floor-standing table for washbasin 100 Cm  
 Console à poser pour lavabo 100 Cm  
 Waschtisch, 100 Cm  
 Consola de suelo para lavabo 100 Cm  
 Напольная консоль для умывальника 100 см

Art. 2902

L89 P43,5 H77 Cm



Consolle a terra per lavabo 80 Cm  
Floor-standing table for washbasin 80 Cm  
Console à poser pour lavabo 80 Cm  
Waschtisch, 80 Cm  
Consola de suelo para lavabo 80 Cm  
Напольная консоль для умывальника 80 см

Art. 2903

L69 P43,5 H77 Cm



Consolle a terra per lavabo 60 Cm  
Floor-standing table for washbasin 60 Cm  
Console à poser pour lavabo 60 Cm  
Waschtisch, 60 Cm  
Consola de suelo para lavabo 60 Cm  
Напольная консоль для умывальника 60 см

Art. 2905

44 x 20 P45,5 Cm



x1 Contenitore metallico profondità 45,5 Cm  
x1 Metal container 45.5 Cm depth  
x1 Caisson métallique profondeur 45,5 Cm  
x1 Metallbehälter, Tiefe 45,5 Cm  
x1 Contenedor metálico profundidad 45,5 cm  
x1 Металлический контейнер глубиной 45,5 см



Art. 2914

44 x 20 P43,5 Cm



x1 Contenitore metallico profondità 43,5 Cm  
x1 Metal container 43.5 Cm depth  
x1 Caisson métallique profondeur 43,5 Cm  
x1 Metallbehälter, Tiefe 43,5 Cm  
x1 Contenedor metálico profundidad 43,5 Cm  
x1 Металлический контейнер глубиной 43,5 см





SOL29

Art. 2920 \_TRT - L129 P45,5 H77 Cm

Art. 2921 \_LCC - L119 P45,5 H30 Cm

Art. 2212 - 120 x 70 Cm

Art. 2914 \_TRT - 45,5 x 20 P43,5 Cm

x2 Art. 2023

Washbasin - TEOREMA 2.0 120 SHELF DX® - Art. 5121 \_41 - 121 x 46 Cm





SOL30


Art. 2901\_NROP - L109 P45,5 H77 Cm

Art. 2919\_49 - L99 P45,5 H30 Cm

Art. 2211 - Ø90 Cm

Washbasin - TEOREMA 2.0 100 DOUBLE SHELF® - Art. 5124\_55 - 101 x 46 Cm



Art. 2928



Mensola superiore per consolle Art. 2922  
Upper shelf for table Art. 2922  
Étagère supérieure pour console Art. 2922  
Obere Ablage für Waschtisch Artikel 2922  
Repisa superior para consola Art. 2922  
Верхняя полка для консоли арт. 2922






L140 P45,5 H2 Cm

WOOD - PREMIUM








LSLC

COLORS - LACQUERED






4149525354




5556575859

WOOD - STANDARD



878889



Art. 2927



Mensola superiore per consolle Art. 2920  
Upper shelf for table Art. 2901  
Étagère supérieure pour console Art. 2920  
Obere Ablage für Waschtisch Artikel 2920  
Repisa superior para consola Art. 2920  
Верхняя полка для консоли арт. 2920






L120 P45,5 H2 Cm

WOOD - PREMIUM








LSLC

COLORS - LACQUERED






4149525354




5556575859

WOOD - STANDARD



878889



Art. 2910



Mensola superiore per consolle Art. 2901  
Upper shelf for table Art. 2901  
Étagère supérieure pour console Art. 2901  
Obere Ablage für Waschtisch Artikel 2901  
Repisa superior para consola Art. 2901  
Верхняя полка для консоли арт. 2901






L100 P45,5 H2 Cm

WOOD - PREMIUM








LSLC

COLORS - LACQUERED






4149525354



5556575859

WOOD - STANDARD



878889

- Se non viene specificato il lavabo il top viene inviato senza foro - Se si desidera un foro per un lavabo non in lista il costo extra netto è di Euro 50 - I soli lavabi abbinabili sono quelli nel catalogo Scarabeo 2024, salvo diverse disposizioni  
- If the washbasin is not indicated, the top is shipped without hole - The additional net cost for a hole in a washbasin that is not in the list is Euro 50 - Only the washbasins contained in the Scarabeo 2024 catalogue can be matched, except where otherwise stated  
- Si le type de lavabo n'est pas précisé, le plan est envoyé sans percement - Si vous souhaitez un percement pour un lavabo hors catalogue, 50 euros seront facturés en supplément - Les seuls lavabos combinables sont repris dans le catalogue Scarabeo 2024, sauf mention contraire  
- Bei fehlender Angabe des Modells wird das Waschbecken ohne Bohrung geliefert - Für Bohrungen an Waschbecken, die nicht in der Liste enthalten sind, wird ein Zuschlag von 50 Euro berechnet - Nur die Waschbecken aus dem Katalog Scarabeo 2024 sind kombinierbar, sofern nicht anders angegeben  
- Si no está especificado el lavabo, la encimera se envía sin orificio - Si se desea un orificio para un lavabo que no figura en la lista, el coste extra neto es de 50 euros - Los únicos lavabos instalables son aquellos del catálogo Scarabeo 2024, salvo en caso de disposiciones diferentes  
- Если умывальник не будет указан, столешница будет отправлена без отверстия - Если необходимо выполнить отверстие для умывальника, который не входит в перечень, наценка-нетто составит 50 евро - Сочетаются только умывальники из каталога Scarabeo 2024, за исключением других типов размещения





**SOL31**

Art. 2901 \_NROP - L109 P45,5 H77 Cm

Art. 2910 \_41 - L100 P45,5 H2 Cm


Art. 2919 \_41 - L99 P45,5 H30 Cm

Art. 2205 - 100 x 60 Cm

x2 Art. 2023

Washbasin - SKINNY 40 - Art. 5407 \_49 - Ø40 Cm



Art. 2911



Mensola superiore per consolle Art. 2902  
Upper shelf for table Art. 2902  
Étagère supérieure pour console Art. 2902  
Obere Ablage für Waschtisch Artikel 2902  
Repisa superior para consola Art. 2902  
Верхняя полка для консоли арт. 2902






L80 P43,5 H2 Cm

WOOD - PREMIUM








LSLC

COLORS - LACQUERED






4149525354




5556575859

WOOD - STANDARD



878889



Art. 2924



Mensola superiore per consolle Art. 2903  
Upper shelf for table Art. 2903  
Étagère supérieure pour console Art. 2903  
Obere Ablage für Waschtisch Artikel 2903  
Repisa superior para consola Art. 2903  
Верхняя полка для консоли арт. 2903






L60 P43,5 H2 Cm

WOOD - PREMIUM








LSLC

COLORS - LACQUERED






4149525354



5556575859


WOOD - STANDARD



878889

- Se non viene specificato il lavabo il top viene inviato senza foro - Se si desidera un foro per un lavabo non in lista il costo extra netto è di Euro 50 - I soli lavabi abbinabili sono quelli nel catalogo Scarabeo 2024, salvo diverse disposizioni  
- If the washbasin is not indicated, the top is shipped without hole - The additional net cost for a hole in a washbasin that is not in the list is Euro 50 - Only the washbasins contained in the Scarabeo 2024 catalogue can be matched, except where otherwise stated  
- Si le type de lavabo n'est pas précisé, le plan est envoyé sans percement - Si vous souhaitez un percement pour un lavabo hors catalogue, 50 euros seront facturés en supplément - Les seuls lavabos combinables sont repris dans le catalogue Scarabeo 2024, sauf mention contraire  
- Bei fehlender Angabe des Modells wird das Waschbecken ohne Bohrung geliefert - Für Bohrungen an Waschbecken, die nicht in der Liste enthalten sind, wird ein Zuschlag von 50 Euro berechnet - Nur die Waschbecken aus dem Katalog Scarabeo 2024 sind kombinierbar, sofern nicht anders angegeben  
- Si no está especificado el lavabo, la encimera se envía sin orificio - Si se desea un orificio para un lavabo que no figura en la lista, el coste extra neto es de 50 euros - Los únicos lavabos instalables son aquellos del catálogo Scarabeo 2024, salvo en caso de disposiciones diferentes  
- Если умывальник не будет указан, столешница будет отправлена без отверстия - Если необходимо выполнить отверстие для умывальника, который не входит в перечень, наценка-нетто составит 50 евро - Сочетаются только умывальники из каталога Scarabeo 2024, за исключением других типов размещения


Art. 2906



Cassetto 99 x h 20 Cm per consolle Art. 2901  
Drawer 99 x h 20 Cm for table Art. 2901  
Tiroir 99 x h 20 Cm pour consoles Art. 2901  
Schubfach 99 x h 20 Cm für Waschtisch Artikel 2901  
Cajón 99 x h 20 Cm para consola Art. 2901  
Ящик 99 x B20 см для консоли арт. 2901

L99 P45,5 H20 Cm

WOOD - STANDARD



878889



SOL32

Art. 2902 \_NROP - L89 P43,5 H77 Cm

Art. 2911 \_58 - L80 P43,5 H2 Cm

Art. 2918 \_41 - L79 P43,5 H30 Cm

Art. 2202 - Ø70 Cm

Washbasin - SKINNY 40R - Art. 5401 \_39 - Ø40 Cm






SOL33  
Art. 2903 \_NROP - L69 P43,5 H77 Cm  
Art. 2916 \_56 - L59 P43,5 H30 Cm  
Art. 2202 - Ø70 Cm  
x2 Art. 2023  
Washbasin - TEOREMA 2.0 60 SHELF DX® - Art. 5114 \_60 - 60 x 44 Cm

## Art. 2907

L79 P43,5 H20 Cm

## WOOD - STANDARD




Cassetto 79 x h 20 Cm per consolle Art. 2902  
 Drawer 79 x h 20 Cm for table Art. 2902  
 Tiroir 79 x h 20 Cm pour consoles Art. 2902  
 Schubfach 79 x h 20 Cm für Waschtisch Artikel 2902  
 Cajón 79 x h 20 Cm para consola Art. 2902  
 Ящик 79 x B20 см для консоли арт. 2902


## Art. 2917

L139 P45,5 H30 Cm

## WOOD - STANDARD



## COLORS - STANDARD




Cassetto 139 x h 30 Cm per consolle Art. 2922  
 Drawer 139 x h 30 Cm for table Art. 2922  
 Tiroir 139 x h 30 Cm pour consoles Art. 2922  
 Schubfach 139 x h 30 Cm für Waschtisch Artikel 2922  
 Cajón 139 x h 30 Cm para consola Art. 2922  
 Ящик 139 x B30 см для консоли арт. 2922


## Art. 2915

L119 P45,5 H30 Cm

## WOOD - STANDARD



## COLORS - STANDARD



Cassetto 119 x h 30 Cm per consolle Art. 2920  
 Drawer 119 x h 30 Cm for table Art. 2920  
 Tiroir 119 x h 30 Cm pour consoles Art. 2920  
 Schubfach 119 x h 30 Cm für Waschtisch Artikel 2920  
 Cajón 119 x h 30 Cm para consola Art. 2920  
 Ящик 119 x B30 см для консоли арт. 2920

Art. 2908



L99 P45,5 H30 Cm

WOOD - STANDARD







878889

COLORS - STANDARD






9349


Cassetto 99 x h 30 Cm per consolle Art. 2901  
Drawer 99 x h 30 Cm for table Art. 2901  
Tiroir 99 x h 30 Cm pour consoles Art. 2901  
Schubfach 99 x h 30 Cm für Waschtisch Artikel 2901  
Cajón 99 x h 30 Cm para consola Art. 2901  
Ящик 99 x B30 см для консоли арт. 2901


Art. 2909




L79 P43,5 H30 Cm

WOOD - STANDARD









878889

COLORS - STANDARD






9349


Cassetto 79 x h 30 Cm per consolle Art. 2902  
Drawer 79 x h 30 Cm for table Art. 2902  
Tiroir 79 x h 30 Cm pour consoles Art. 2902  
Schubfach 79 x h 30 Cm für Waschtisch Artikel 2902  
Cajón 79 x h 30 Cm para consola Art. 2902  
Ящик 79 x B30 см для консоли арт. 2902


Art. 2916




L59 P43,5 H30 Cm

WOOD - STANDARD









878889

COLORS - STANDARD





9349

Cassetto 59 x h 30 Cm per consolle Art. 2903  
Drawer 59 x h 30 Cm for table Art. 2903  
Tiroir 59 x h 30 Cm pour consoles Art. 2903  
Schubfach 59 x h 30 Cm für Waschtisch Artikel 2903  
Cajón 59 x h 30 Cm para consola Art. 2903  
Ящик 59 x B30 см для консоли арт. 2903



## Art. 2923

L139 P45,5 H30 Cm



Cassetto 139 x h 30 Cm per consolle Art. 2922

Drawer 139 x h 30 Cm for table Art. 2922

Tiroir 139 x h 30 Cm pour consoles Art. 2922

Schubfach 139 x h 30 Cm für Waschtisch Artikel 2922


Cajón 139 x h 30 Cm para consola Art. 2922

Ящик 139 x B30 см для консоли арт. 2922


## WOOD - PREMIUM



## WOOD - PREMIUM



## COLORS - LACQUERED



## Art. 2921

L119 P45,5 H30 Cm



Cassetto 119 x h 30 Cm per consolle Art. 2920

Drawer 119 x h 30 Cm for table Art. 2920

Tiroir 119 x h 30 Cm pour consoles Art. 2920

Schubfach 119 x h 30 Cm für Waschtisch Artikel 2920


Cajón 119 x h 30 Cm para consola Art. 2920

Ящик 119 x B30 см для консоли арт. 2920


## WOOD - PREMIUM



## WOOD - PREMIUM



## COLORS - LACQUERED



## Art. 2919

L99 P45,5 H30 Cm



Cassetto 99 x h 30 Cm per consolle Art. 2901

Drawer 99 x h 30 Cm for table Art. 2901

Tiroir 99 x h 30 Cm pour consoles Art. 2901

Schubfach 99 x h 30 Cm für Waschtisch Artikel 2901


Cajón 99 x h 30 Cm para consola Art. 2901

Ящик 99 x B30 см для консоли арт. 2901


## WOOD - PREMIUM



## WOOD - PREMIUM



## COLORS - LACQUERED





SOL25  
Art. 2903 \_NROP - L69 P43,5 H77 Cm  
Art. 2916 \_93 - L59 P43,5 H30 Cm  
Art. 2203 - 60 x 60 Cm  
Washbasin - TEOREMA 2.0 60 SHELF DX®  
Art. 5114 \_F - 60 x 44 Cm

## Art. 2918

L79 P43,5 H30 Cm



Cassetto 79 x h 30 Cm per consolle Art. 2902  
 Drawer 79 x h 30 Cm for table Art. 2902  
 Tiroir 79 x h 30 Cm pour consoles Art. 2902  
 Schubfach 79 x h 30 Cm für Waschtisch Artikel 2902  
 Cajón 79 x h 30 Cm para consola Art. 2902  
 Ящик 79 x B30 см для консоли арт. 2902


### WOOD - PREMIUM



### WOOD - PREMIUM



### COLORS - LACQUERED



## Art. 2925

L59 P43,5 H30 Cm




Cassetto 59 x h 30 Cm per consolle Art. 2903  
 Drawer 59 x h 30 Cm for table Art. 2903  
 Tiroir 59 x h 30 Cm pour consoles Art. 2903  
 Schubfach 59 x h 30 Cm für Waschtisch Artikel 2903  
 Cajón 59 x h 30 Cm para consola Art. 2903  
 Ящик 59 x B30 см для консоли арт. 2903


### WOOD - PREMIUM



### WOOD - PREMIUM



### COLORS - LACQUERED



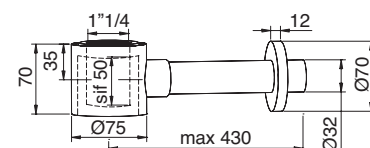
## Art. 10032

### COMPACT TRAP




Sifone compatto in ottone  
 Brass compact trap  
 Siphon compact en laiton  
 Kompakter Siphon aus Messing  
 Sifón compacto de latón  
 Компактный сифон из латуни

CR / NROP



## Art. 10009



Sifone tondo in ottone ribassato 1" 1/4 cromato  
 Cp Brass round trap, shorted 1" 1/4 chromed  
 Syphon petit culot laiton chromé  
 Siphon aus verchromtem messing, abgeflacht  
 Sifón redondo de latón rebajado 1" 1/4 cromado  
 Сифон круглого сечения 1" 1/4 укороченный, из хромированной латуни

CR

NROP

ORS







SOL21  
Art. 2903 \_ORS - L69 P43,5 H77 Cm  
Art. 2916 \_93 - L59 P43,5 H30 Cm  
Art. 2203 - 60 x 60 Cm  
Washbasin - TEOREMA 2.0 60R - Art. 5105 \_41 - 60 x 46 Cm



SOL26

Art. 2903 \_NROP - L69 P43,5 H77 Cm

Art. 2916 \_49 - L59 P43,5 H30 Cm

Art. 2203 - 60 x 60 Cm

Washbasin - TEOREMA 2.0 60 SHELF DX®

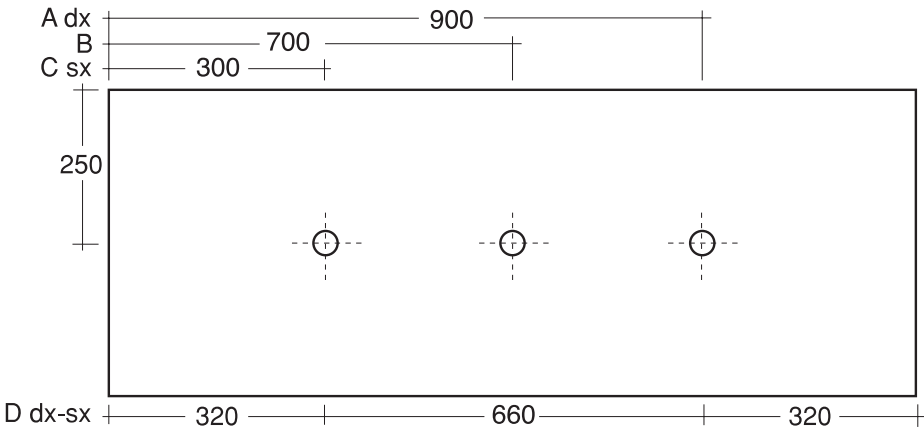
Art. 5114 \_E 60 x 44 Cm



FORI PER LAVABI - HOLES FOR WASHBASINS - ORIFICIOS PARA LAVABOS - ОТВЕРСТИЯ ПОД РАКОВИНЫ УМЫВАЛЬНИКА  
ART. 2922 = 1400 X 455 mm

Name	Art.
TEOREMA 2.0	5116 - 5158/R-140/A - 5158/R-140/B

FORI PER LAVABI - HOLES FOR WASHBASINS - ORIFICIOS PARA LAVABOS - ОТВЕРСТИЯ ПОД РАКОВИНЫ УМЫВАЛЬНИКА  
ART. 2922 + 2928 = 1400 X 455 mm



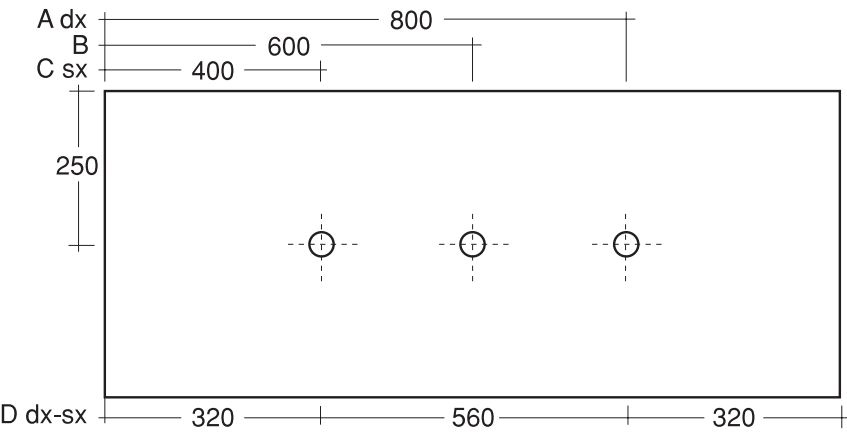
Name	Art.	A dx	B	C sx	D dx-sx
MOON	5501 - 5502 - 5503 - 5504 - 5505 - 5507 - 5508 - 5511 - 5512		■	■	■
MOON	5506 - 5509		■		
BUCKET	8807 - 8808 - 8809 - 8810 - 8811	■	■	■	■
PLANET	8109 - 8111	■	■	■	
PLANET	8110 - 8112	■	■	■	■
MOAI	8601 - 8602 - 8610	■	■	■	
TEOREMA 2.0	5101 - 5104 - 5105 - 5110 - 5111 - 5112 - 5114 - 5115 - 5117 - 5118 - 5123	■	■	■	■
TEOREMA 2.0	5108 - 5109		■	■	■
TEOREMA 2.0	5102 - 5106/R-100/A-B - 5124		■		
TEOREMA 2.0	5107/A - 5107/B - 5125 - 5143		■		
TEOREMA 2.0	5122 - 5120	■			
TEOREMA 2.0	5121 - 5119			■	
GLAM	1806 - 1807 - 1808	■	■	■	■
GLAM	1802 - 1801 - 1803 - 1804 - 1805 - 1810 - 1812	■	■	■	
GLAM	1803		■		
SKINNY	5401 - 5402 - 5411 - 5410 - 5404	■	■	■	■
SKINNY	5407 - 5408 - 5412 - 5413	■	■	■	■
SKINNY	5403 - 5405 - 5406 - 5414	■	■	■	
MIZU	9002 - 9004 - 9005 - 9006	■	■	■	■
MIZU	9001 - 9003 - 9007 - 9008	■	■	■	
FUJI	6001 - 6003 - 6013	■	■	■	■
FUJI	6002 - 6004 - 6014 - 6015	■	■	■	
THIN-LINE	8046 - 8046/R - 8045	■	■	■	
THIN-LINE	8044 - 8009 - 8009/R - 8010 - 8010/R	■	■	■	■
THIN-LINE	8011 - 8029 - 8029/R - 8030 - 8030/R	■	■	■	■
SHAPE	8098	■	■	■	■
LAVABI D'ARREDO	8003	■	■	■	■

- Se non viene specificato il lavabo il top viene inviato senza foro - Se si desidera un foro per un lavabo non in lista il costo extra netto è di Euro 50 - I soli lavabi abbinabili sono quelli nel catalogo Scarabeo 2024, salvo diverse disposizioni  
- If the washbasin is not indicated, the top is shipped without hole - The additional net cost for a hole in a washbasin that is not in the list is Euro 50 - Only the washbasins contained in the Scarabeo 2024 catalogue can be matched, except where otherwise stated  
- Si le type de lavabo n'est pas précisé, le plan est envoyé sans perçement - Si vous souhaitez un perçement pour un lavabo hors catalogue, 50 euros seront facturés en supplément - Les seuls lavabos combinables sont repris dans le catalogue Scarabeo 2024, sauf mention contraire  
- Bei fehlender Angabe des Modells wird das Waschbecken ohne Bohrung geliefert - Für Bohrungen an Waschbecken, die nicht in der Liste enthalten sind, wird ein Zuschlag von 50 Euro berechnet - Nur die Waschbecken aus dem Katalog Scarabeo 2024 sind kombinierbar, sofern nicht anders angegeben  
- Si no está especificado el lavabo, la encimera se envía sin orificio - Si se desea un orificio para un lavabo que no figura en la lista, el coste extra neto es de 50 euros - Los únicos lavabos instalables son aquellos del catálogo Scarabeo 2024, salvo en caso de disposiciones diferentes  
- Если умывальник не будет указан, столешница будет отправлена без отверстия - Если необходимо выполнить отверстие для умывальника, который не входит в перечень, наценка-нетто составит 50 евро - Сочетаются только умывальники из каталога Scarabeo 2024, за исключением других типов размещения

FORI PER LAVABI - HOLES FOR WASHBASINS - ORIFICIOS PARA LAVABOS - ОТВЕРСТИЯ ПОД РАКОВИНЫ УМЫВАЛЬНИКА  
ART. 2920 = 1200 X 455 mm

Name	Art.
TEOREMA 2.0	5107/A - 5107/B - 5121 - 5122 - 5125 - 5143

FORI PER LAVABI - HOLES FOR WASHBASINS - ORIFICIOS PARA LAVABOS - ОТВЕРСТИЯ ПОД РАКОВИНЫ УМЫВАЛЬНИКА  
ART. 2920 + 2927 = 1200 X 455 mm



Name	Art.	A dx	B	C sx	D dx-sx
MOON	5501 - 5502 - 5503 - 5504 - 5505 - 5507 - 5508 - 5511 - 5512		■	■	■
MOON	5506 - 5509		■		
BUCKET	8807 - 8808 - 8809 - 8810 - 8811	■	■	■	■
PLANET	8109 - 8111	■	■	■	
PLANET	8110 - 8112	■	■	■	■
MOAI	8601 - 8602 - 8610	■	■	■	
TEOREMA 2.0	5101 - 5104 - 5105 - 5110 - 5111 - 5112 - 5114 - 5115 - 5117 - 5118 - 5123	■	■	■	■
TEOREMA 2.0	5108 - 5109		■	■	■
TEOREMA 2.0	5102 - 5106/R-100/A-B - 5119 - 5120 - 5124		■		
GLAM	1806 - 1807 - 1808	■	■	■	■
GLAM	1802 - 1801 - 1803 - 1804 - 1805 - 1810 - 1812	■	■	■	
GLAM	1803		■		
SKINNY	5401 - 5402 - 5411 - 5410 - 5404	■	■	■	■
SKINNY	5407 - 5408 - 5412 - 5413	■	■	■	■
SKINNY	5403 - 5405 - 5406 - 5414	■	■	■	
MIZU	9002 - 9004 - 9005 - 9006	■	■	■	■
MIZU	9001 - 9003 - 9007 - 9008	■	■	■	
FUJI	6001 - 6003 - 6013	■	■	■	■
FUJI	6002 - 6004 - 6014 - 6015	■	■	■	
THIN-LINE	8046 - 8046/R - 8045	■	■	■	
THIN-LINE	8044 - 8009 - 8009/R - 8010 - 8010/R	■	■	■	■
THIN-LINE	8011 - 8029 - 8029/R - 8030 - 8030/R	■	■	■	■
SHAPE	8098	■	■	■	■
LAVABI D'ARREDO	8003	■	■	■	■

- Se non viene specificato il lavabo il top viene inviato senza foro - Se si desidera un foro per un lavabo non in lista il costo extra netto è di Euro 50 - I soli lavabi abbinabili sono quelli nel catalogo Scarabeo 2024, salvo diverse disposizioni  
- If the washbasin is not indicated, the top is shipped without hole - The additional net cost for a hole in a washbasin that is not in the list is Euro 50 - Only the washbasins contained in the Scarabeo 2024 catalogue can be matched, except where otherwise stated  
- Si le type de lavabo n'est pas précisé, le plan est envoyé sans percement - Si vous souhaitez un percement pour un lavabo hors catalogue, 50 euros seront facturés en supplément - Les seuls lavabos combinables sont repris dans le catalogue Scarabeo 2024, sauf mention contraire  
- Bei fehlender Angabe des Modells wird das Waschbecken ohne Bohrung geliefert - Für Bohrungen an Waschbecken, die nicht in der Liste enthalten sind, wird ein Zuschlag von 50 Euro berechnet - Nur die Waschbecken aus dem Katalog Scarabeo 2024 sind kombinierbar, sofern nicht anders angegeben  
- Si no está especificado el lavabo, la encimera se envía sin orificio - Si se desea un orificio para un lavabo que no figura en la lista, el coste extra neto es de 50 euros - Los únicos lavabos instalables son aquellos del catálogo Scarabeo 2024, salvo en caso de disposiciones diferentes  
- Если умывальник не будет указан, столешница будет отправлена без отверстия - Если необходимо выполнить отверстие для умывальника, который не входит в перечень, наценка-нетто составит 50 евро - Сочетаются только умывальники из каталога Scarabeo 2024, за исключением других типов размещения

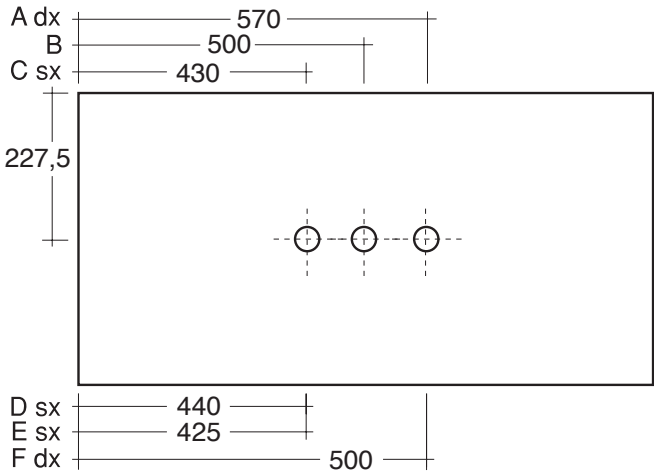
FORI PER LAVABI - HOLES FOR WASHBASINS - ORIFICIOS PARA LAVABOS - ОТВЕРСТИЯ ПОД РАКОВИНЫ УМЫВАЛЬНИКА

ART. 2901 = 1000 X 455 mm

Name	Art.
TEOREMA 2.0	5106/A - 5106/B - 5119 - 5120 - 5124 - 5142

FORI PER LAVABI - HOLES FOR WASHBASINS - ORIFICIOS PARA LAVABOS - ОТВЕРСТИЯ ПОД РАКОВИНЫ УМЫВАЛЬНИКА

ART. 2901 + 2910 = 1000 X 455 mm



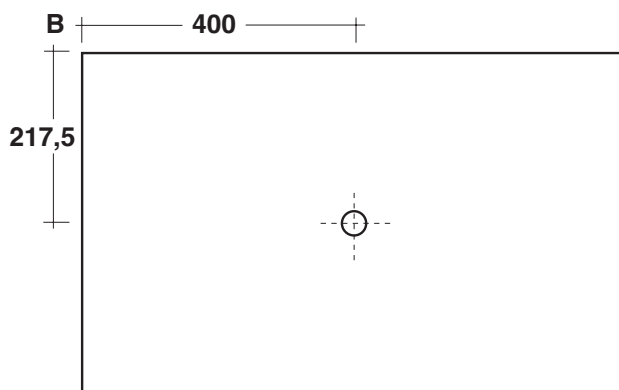
Name	Art.	A dx	B	C sx	D sx	E sx	F dx
MOON	5501 - 5503 - 5504 - 5507 - 5511	■	■	■			
MOON	5502 - 5505 - 5506 - 5508 - 5509 - 5512		■				
BUCKET	8807 - 8808 - 8809 - 8810 - 8811	■	■	■			
PLANET	8109 - 8110 - 8111 - 8112	■	■	■			
MOAI	8601 - 8602 - 8610	■	■	■			
TEOREMA 2.0	5101 - 5108 - 5109 - 5104 - 5105 - 5111 - 5112 - 5114 - 5117	■	■	■			
TEOREMA 2.0	5102 - 5110 - 5115 - 5118 - 5123		■				
GLAM	1802 - 1804 - 1805 - 1810 - 1811	■	■	■			
GLAM	1806 - 1807 - 1808	■	■	■			
GLAM	1801 - 1803 - 1812 - 1813		■		■		■
SKINNY	5401 - 5402 - 5403 - 5411 - 5410 - 5404 - 5405	■	■	■			
SKINNY	5407 - 5408 - 5409 - 5412 - 5413 - 5414	■	■	■			
SKINNY	5406		■		■		■
MIZU	9001 - 9002 - 9003 - 9004 - 9005 - 9006 - 9007 - 9008	■	■	■			
FUJI	6001 - 6002 - 6003 - 6004 - 6013 - 6014 - 6015	■	■	■			
THIN-LINE	8046 - 8046/R - 8045 - 8044 - 8009 - 8009/R	■	■	■			
THIN-LINE	8010 - 8010/R - 8011 - 8029 - 8029/R - 8030 - 8030/R	■	■	■			
SHAPE	8098	■	■	■			
LAVABI D'ARREDO	8003	■	■	■			

- Se non viene specificato il lavabo il top viene inviato senza foro - Se si desidera un foro per un lavabo non in lista il costo extra netto è di Euro 50 - I soli lavabi abbinabili sono quelli nel catalogo Scarabeo 2024, salvo diverse disposizioni  
- If the washbasin is not indicated, the top is shipped without hole - The additional net cost for a hole in a washbasin that is not in the list is Euro 50 - Only the washbasins contained in the Scarabeo 2024 catalogue can be matched, except where otherwise stated  
- Si le type de lavabo n'est pas précisé, le plan est envoyé sans perçement - Si vous souhaitez un perçement pour un lavabo hors catalogue, 50 euros seront facturés en supplément - Les seuls lavabos combinables sont repris dans le catalogue Scarabeo 2024, sauf mention contraire  
- Bei fehlender Angabe des Modells wird das Waschbecken ohne Bohrung geliefert - Für Bohrungen an Waschbecken, die nicht in der Liste enthalten sind, wird ein Zuschlag von 50 Euro berechnet - Nur die Waschbecken aus dem Katalog Scarabeo 2024 sind kombinierbar, sofern nicht anders angegeben  
- Si no está especificado el lavabo, la encimera se envía sin orificio - Si se desea un orificio para un lavabo que no figura en la lista, el coste extra neto es de 50 euros - Los únicos lavabos instalables son aquellos del catálogo Scarabeo 2024, salvo en caso de disposiciones diferentes  
- Если умывальник не будет указан, столешница будет отправлена без отверстия - Если необходимо выполнить отверстие для умывальника, который не входит в перечень, наценка-нетто составит 50 евро - Сочетаются только умывальники из каталога Scarabeo 2024, за исключением других типов размещения



ART. 2902 = 800 X 435 mm

FORI PER LAVABI - HOLES FOR WASHBASINS - ORIFICIOS PARA LAVABOS - ОТВЕРСТИЯ ПОД РАКОВИНЫ УМЫВАЛЬНИКА  
ART. 2902 + 2911 = 800 X 435 mm



- Se non viene specificato il lavabo il top viene inviato senza foro - Se si desidera un foro per un lavabo non in lista il costo extra netto è di Euro 50 - I soli lavabi abbinabili sono quelli nel catalogo Scarabeo 2024, salvo diverse disposizioni
- If the washbasin is not indicated, the top is shipped without hole - The additional net cost for a hole in a washbasin that is not in the list is Euro 50 - Only the washbasins contained in the Scarabeo 2024 catalogue can be matched, except where otherwise stated
- Si le type de lavabo n'est pas précisé, le plan est envoyé sans percement - Si vous souhaitez un percement pour un lavabo hors catalogue, 50 euros seront facturés en supplément - Les seuls lavabos combinables sont repris dans le catalogue Scarabeo 2024, sauf mention contraire
- Bei fehlender Angabe des Modells wird das Waschbecken ohne Bohrung geliefert - Für Bohrungen an Waschbecken, die nicht in der Liste enthalten sind, wird ein Zuschlag von 50 Euro berechnet - Nur die Waschbecken aus dem Katalog Scarabeo 2024 sind kombinierbar, sofern nicht anders angegeben
- Si no está especificado el lavabo, la encimera se envía sin orificio - Si se desea un orificio para un lavabo que no figura en la lista, el coste extra neto es de 50 euros - Los únicos lavabos instalables son aquellos del catálogo Scarabeo 2024, salvo en caso de disposiciones diferentes
- Си умышальник не будет указан, столешница будет отправлена без отверстия - Если необходимо выполнить отверстие для умышальника, который не входит в перечень, наценка-нетто составит 50 евро - Сочетаются только умышальники из каталога Scarabeo 2024, за исключением других типов размещения



SOLID con lavabo Teorema 2.0  
 SOLID with Teorema 2.0 washbasin  
 SOLID avec lavabo Teorema 2.0  
 SOLID mit Waschbecken Teorema 2.0  
 SOLID con lavabo Teorema 2.0  
 SOLID с умывальником Teorema 2.0

SOLID con mensola superiore e lavabo generico\*  
 SOLID with upper shelf and generic washbasin\*  
 SOLID avec tablette supérieure et lavabo générique\*  
 SOLID mit Ablage oben und Standardwaschbecken\*  
 SOLID con repisa superior y lavabo genérico\*  
 SOLID с верхней полкой и стандартным умывальником\*

60 Cm = Art. 5105 - 5114 - 5117  
 80 Cm = Art. 5110 - 5115 - 5118 - 5123  
 100 Cm = Art. 5106/R-100/A - 5106/R-100/B - 5119 - 5120 - 5124  
 120 Cm = Art. 5107/A - 5107/B - 5121 - 5122 - 5125 - 5143  
 140 Cm = Art. 5116 - 5158/R-140/A - 5158/R-140/B



Art. 2922 - 149 x h 77



Art. 2920 - 129 x h 77



Art. 2901 - 109 x h 77



Art. 2902 - 89 x h 77



Art. 2903 - 69 x h 77

## CONSOLE



NROP GRG TRT ORS



Art. 2928 - 140 Cm



Art. 2927 - 120 Cm



Art. 2910 - 100 Cm




Art. 2911 - 80 Cm



Art. 2924 - 60 Cm

## SHELF



LS LC

41

49

52

53

54

55

56

57

58

59

87

88

89



Art. 2923 - 139 x h 30



Art. 2921 - 119 x h 30



Art. 2919 - 99 x h 30




Art. 2918 - 79 x h 30



Art. 2925 - 59 x h 30

## WOODEN DRAWER



LSC LCC

LS LC

41

49

52

53

54

55

56

57

58

59



Art. 2917 - 139 x h 30




Art. 2915 - 119 x h 30

Art. 2906 - 99 x h 20  
Art. 2908 - 99 x h 30Art. 2907 - 79 x h 20  
Art. 2909 - 79 x h 30

Art. 2916 - 59 x h 30

## WOODEN DRAWER



87

88

89

93

49





Art. 5158/R-140/A  
Art. 2922  
Art. 2923



Art. 5122  
Art. 2920  
Art. 2921

SOLID



Art. 5119  
Art. 2901  
Art. 2919



Art. 5118  
Art. 2902  
Art. 2918



Art. 5114  
Art. 2903  
Art. 2925



CRS1

Art. 2501 \_98 \_60 - Ø52 H76 Cm

Art. 2504 \_98 \_60 - L52 P40 H47 Cm

Art. 2202 - Ø70 Cm

Art. 2714SX \_NROP \_60 - L45 Cm

Washbasin - GLAM Ø39 - Art. 1807 \_60 - Ø39 Cm



Uno stile ricercato e fuori dagli schemi per un ambiente bagno unico e decisamente glamour. Scarabeo presenta CROSS, la nuova soluzione arredativa che trasforma la sala da bagno in un luogo affascinante, originale e delicato al tempo stesso. CROSS ci introduce in una nuova atmosfera dove il legno incontra la ceramica creando un incrocio perfetto di materiali diversi e finiture suggestive, trasformando il bagno in un ambiente emozionale ed incredibilmente funzionale. Una base in legno con elementi che si incrociano raccordati da inserti in ceramica, supportano un top tondo in ceramica su cui possono essere posizionati 14 tipologie di lavabo delle collezioni Scarabeo (Bucket, Glam, Mizu, Thin Line, Shape e lavabi d'arredo). Il legno è proposto nelle tonalità chiaro e scuro e la ceramica del piano d'appoggio e degli inserti è disponibile in 9 finiture diverse, le stesse applicate a lavabi e sanitari, per garantire un elevato livello di personalizzazione in linea con le tendenze attuali per un bagno sempre più originale e fashion. CROSS si completa inoltre di un piccolo tavolo perfettamente abbinato alla consolle affinché la sala da bagno sia a tutti gli effetti un luogo accogliente e soprattutto fruibile e completo.

A unique, refined style for a very glamour bathroom. Scarabeo presents CROSS, the new interior decoration solution that will convert your bathroom into a delicate, original and fascinating place. CROSS creates a new atmosphere where wood meets ceramics, in a perfect match of materials and finishes, to convert your bathroom in an emotional, yet incredibly functional space. The wooden base, with crossing elements joined by ceramic inserts, supports a round ceramic top that can receive 14 types of washbasins from the Scarabeo collections (Bucket, Glam, Mizu, Thin Line, Shape and furnishings washbasins). The wood essence can be light coloured or dark, and the ceramics of the top and of the inserts comes in 9 different finishes the same finishes as washbasins and sanitary fittings to provide high customization in line with the current trends for an originally fashionable bathroom. CROSS also includes a small table that is perfectly matched with the console, making the bathroom functional and cosy at the same time.

SCARABEO DESIGN





CRS2  
Art. 2501\_98\_59 - Ø52 H76 Cm  
Art. 2504\_98\_59 - L52 P40 H47 Cm  
Art. 2202 - Ø70 Cm  
Art. 2714SX\_NROP\_59 - L45 Cm  
Washbasin - GLAM Ø39 - Art. 1807\_59 - Ø39 Cm

## Art. 2501

Ø52 H76 Cm



## WOOD



98

## CERAMIC



41



49 - 35



52 - 61



53 - 62



54 - 64



55 - 63



56 - 60



57 - 38



58 - 39



59 - 40



65

Consolle completa (gambe legno, snodo e piano in ceramica) tinta legno chiaro  
 Complete table (wooden legs, joint and ceramic top) light-coloured wooden finish  
 Console complète (pieds bois, articulation et plan en céramique) teintée bois clair  
 Komplett-Waschtisch (Beine aus Holz, Gelenk und Top aus Keramik), helle Holzfarbe  
 Consola completa (patas de madera, articulación y encimera de cerámica) color madera claro  
 Консоль полностью (деревянные ножки, крестовина и столешница из керамики) в цвете светлого дерева

## Art. 2502

Ø52 H76 Cm



## WOOD



99

## CERAMIC



41



49 - 35



52 - 61



53 - 62



54 - 64



55 - 63



56 - 60



57 - 38



58 - 39



59 - 40



65

Consolle completa (gambe legno, snodo e piano in ceramica) tinta legno scuro  
 Complete table (wooden legs, joint and ceramic top) dark-coloured wooden finish  
 Console complète (pieds bois, articulation et plan en céramique) teinte bois foncé  
 Komplett-Waschtisch (Beine aus Holz, Gelenk und Top aus Keramik), dunkel Holzfarbe  
 Consola completa (patas de madera, articulación y encimera de cerámica) color madera oscuro  
 Консоль полностью (деревянные ножки, крестовина и столешница из керамики) окраска под темное дерево



CRS3

Art. 2501 \_98 \_65 - Ø52 H76 Cm

Art. 2504 \_98 \_65 - L52 P40 H47 Cm

Art. 2201 - Ø50 Cm

Washbasin - GLAM Ø39 - Art. 1807 \_65 - Ø39 Cm



CRS4

Art. 2502 \_99 \_39 - Ø52 H76 Cm

Art. 2504 \_99 \_39 - L52 P40 H47 Cm

Art. 2206 - 70 x 40 Cm

Washbasin - GLAM Ø39 - Art. 1807 \_39 - Ø39 Cm





## CRS5

Art. 2501 \_98 \_64 - Ø52 H76 Cm

Art. 2504 \_98 \_64 - L52 P40 H47 Cm

Art. 2201 - Ø50 Cm

Washbasin - GLAM Ø39 - Art. 1807 \_64 - Ø39 Cm



## CRS6


Art. 2502 \_99 \_38 - Ø52 H76 Cm

Art. 2504 \_99 \_38 - L52 P40 H47 Cm

Art. 2206 - 70 x 40 Cm

Washbasin - GLAM Ø39 - Art. 1807 \_38 - Ø39 Cm

Art. 2504



Tavolo completo (gambe e piano in legno, snodo in ceramica)

Complete table (legs and wooden top, ceramic joint)

Table complète (pieds et plan en bois, articulation en céramique)


Komplett-Tisch (Beine und Platte aus Holz, Gelenk aus Keramik),

Mesa completa (patas y encimera de madera, articulación de cerámica)

Стол полностью (ножки и столешница из дерева, крестовина из керамики)


L52 P40 H47 Cm

WOOD




98 99

CERAMIC



41 49 - 35 52 - 61 53 - 62 54 - 64 55 - 63 56 - 60 57 - 38 58 - 39 59 - 40 65

Art. 2713DX / Art. 2713SX



2713DX

Porta asciugamani con mensola in ceramica 30 Cm

Towel rail with ceramic shelf 30 Cm

Porte-serviettes avec étagère en céramique 30 Cm

Handtuchhalter mit Ablage aus Keramik 30 Cm


Toallero con repisa de cerámica 30 Cm

Держатель полотенец с керамической полкой 30 см

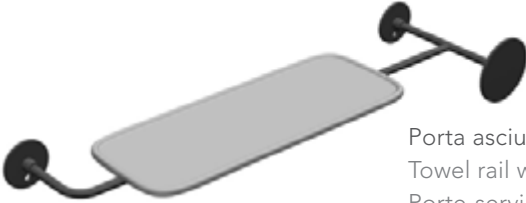
L30 Cm

METAL ACCS / NROP / ORS +

WHITE



Art. 2714DX / Art. 2714SX



2714DX

Porta asciugamani con mensola in ceramica 45 Cm

Towel rail with ceramic shelf 45 Cm

Porte-serviettes avec étagère en céramique 45 Cm

Handtuchhalter mit Ablage aus Keramik 45 Cm


Toallero con repisa de cerámica 45 Cm

Держатель полотенец с керамической полкой 45 см


L45 Cm

METAL ACCS / NROP / ORS +

WHITE



Art. 10032



COMPACT TRAP

Sifone compatto in ottone

Brass compact trap

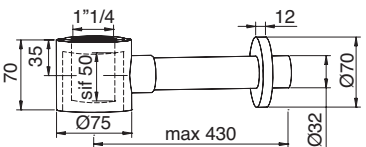
Siphon compact en laiton

Kompakter Siphon aus Messing


Sifón compacto de latón

Компактный сифон из латуни

CR / NROP



Art. 10009



Sifone tondo in ottone ribassato 1"1/4 cromato

Cp Brass round trap, shorted 1" 1/4 chromed

Syphon petit culot laiton chromé

Siphon aus verchromtem messing, abgeflacht

Sifón redondo de latón rebajado 1" 1/4 cromado

Сифон круглого сечения 1"1/4 укороченный, из хромированной латуни

CR

NROP

ORS



CRS7  
Art. 2502\_99\_54 - Ø52 H76 Cm  
Art. 2704\_NROP - L45 H90 Cm  
Washbasin - GLAM Ø39 - Art. 1807\_54 - Ø39 Cm







CRS8  
Art. 2502 - 99 - 56 - Ø52 H76 Cm  
Art. 2201 - Ø50 Cm  
Washbasin - GLAM Ø33 - Art. 1808 - 56 - Ø33 Cm





CROSS

Art. 2501 \_98 \_49 - Ø52 H76 Cm

Art. 2206 - 70 x 40 Cm

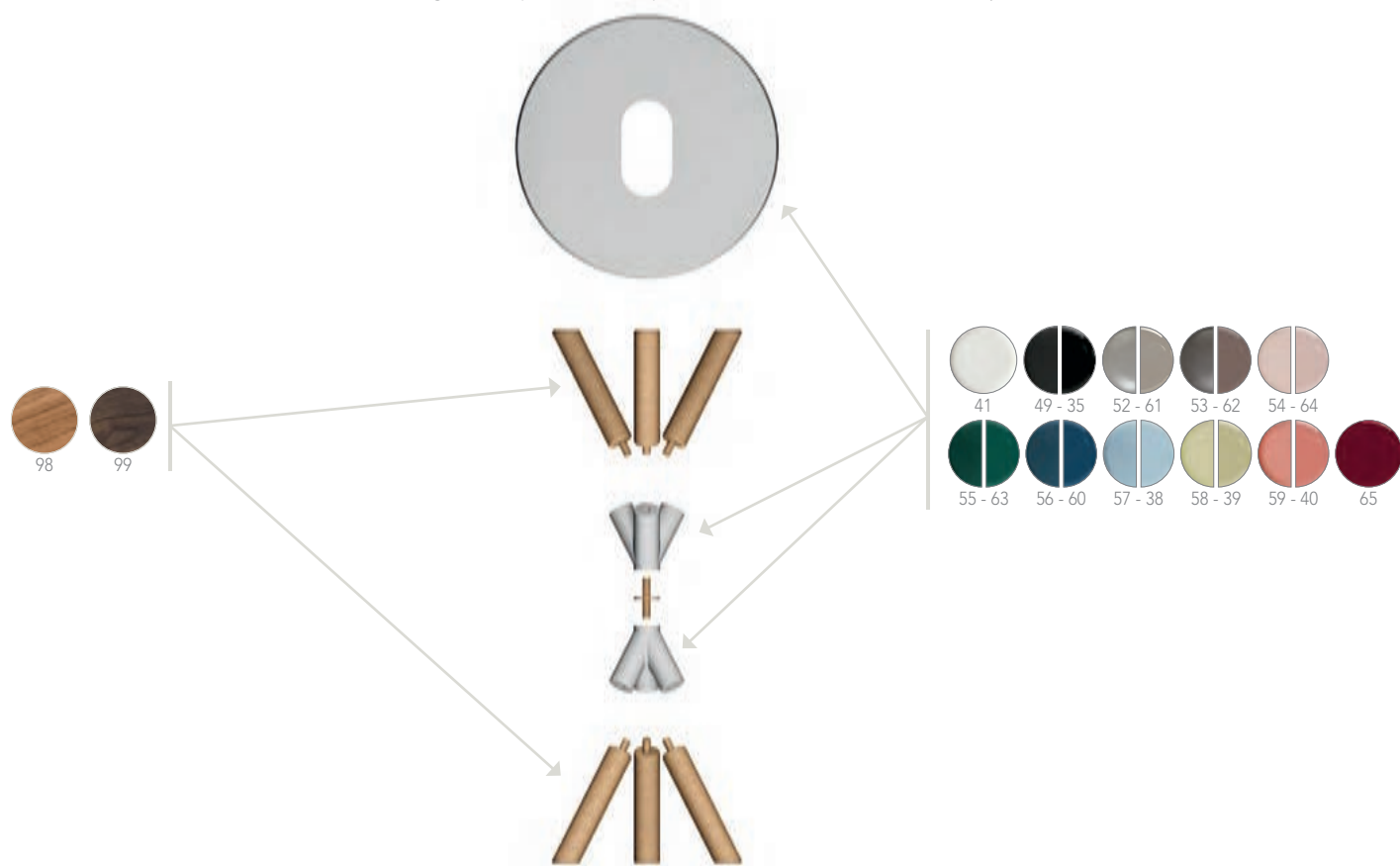
Art. 2713DX \_NROP \_49 - L30 Cm

Washbasin - GLAM Ø39 - Art. 1807 \_41 - Ø39 Cm



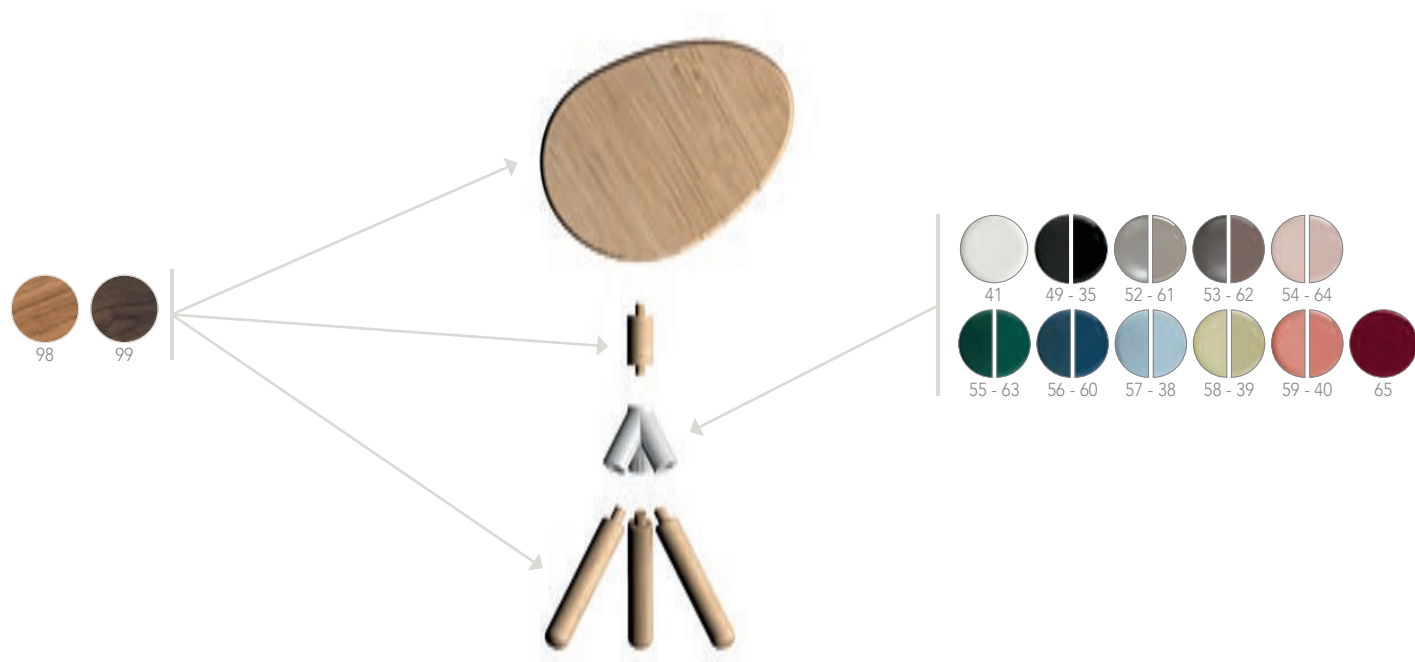
## ART. 2501- 2502

Specificare colore inserti in ceramica - Indicate the ceramic inserts colour - Préciser la couleur des inserts en céramique  
 Farbe der Keramikeinsätze angeben - Especificar color aplicaciones de cerámica - Уточнить цвет керамических вставок

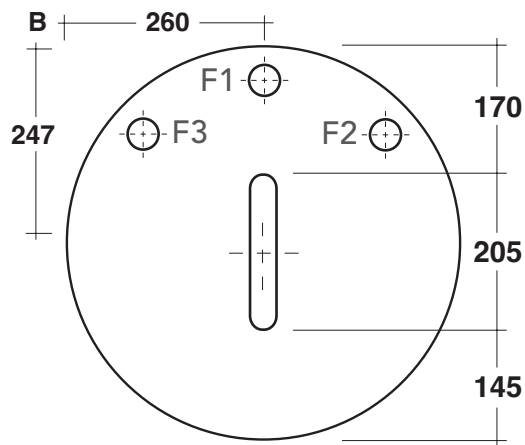


## ART. 2504

Specificare colore inserti in ceramica, top e gambe in legno  
 Indicate the colour of ceramic inserts, tops and wooden legs  
 Préciser la couleur des inserts en céramique, du plan et des pieds en bois  
 Farbe für Keramikeinsätze, Top und Holzbeine bitte angeben  
 Especificar color de aplicaciones de cerámica, encimera y patas de madera  
 Уточнить цвет керамических вставок, столешницы и деревянных ножек



FORI PER LAVABI - HOLES FOR WASHBASINS - ORIFICIOS PARA LAVABOS - ОТВЕРСТИЯ ПОД РАКОВИНЫ УМЫВАЛЬНИКА  
ART. 2501- 2502 = Ø52 mm



Specificare foro rubinetto: - Please specify tap hole: - Préciser le percement pour le robinet  
Bohrung für Armatur angeben: - Especificar orificio grifo: - Уточнить по отверстию для крана:

- F0 = no foro - no hole - sans percement - keine Bohrung - sin orificio - без отверстия  
F1 = foro centrale - central hole - percement au centre - mittige Bohrung - orificio central - отверстие по центру  
F2 = foro a destra - RH hole - percement à droite - Bohrung rechts - orificio a la derecha - отверстие справа  
F3 = foro a sinistra - LH hole - percement à gauche - Bohrung links - orificio a la izquierda - отверстие слева

Name	Art.	B	F0	F1	F2	F3
BUCKET	8801 - 8808	■	■	■	■	■
BUCKET	8803 - 8807	■	■			
GLAM	1807 - 1808	■	■	■	■	■
GLAM	1806	■	■			
SKINNY	5401 - 5410 - 5407	■	■			
SKINNY	5411	■	■	■	■	■
MIZU	9001 - 9005	■	■			
THIN-LINE	8009 - 8029	■	■			
SHAPE	8098	■	■			



CRS10

Art. 2501 \_98 \_49 - Ø52 H76 Cm

Art. 2302 \_NROP - L51 H82 Cm

Washbasin - GLAM Ø39 - Art. 1807 \_49 - Ø39 Cm





PLN1

Art. 2551 \_GRG - L100 P48 H20 Cm

Art. 2906 \_87 - L99 P45,5 H20 Cm

Art. 2207 - 100 x 40 Cm

Washbasin - MOON 42 H18 - Art. 5501 \_52 - 42 x 42 Cm



# Plana

PLANA è il nuovo total-look ideato e realizzato da Scarabeo per un ambiente bagno moderno, essenziale e fortemente funzionale. Un progetto ampio che vede Scarabeo protagonista nella proposta di un concept completo di arredobagno coordinato che contempli, oltre ad una vasta gamma di soluzioni in ceramica, anche la possibilità di abbinarli ad una tipologia di arredo che incontri le esigenze estetiche e contenitive del proprio pubblico. PLANA è razionale e molto versatile. Un foglio di lamiera piegato, disponibile in tre misure (cm 60, 80 e 100) e nelle finiture Nero opaco, Grigio e Tortora, su cui posizionare ogni variante di lavabo da appoggio. Minimo ingombro per un design sostenibile e all'avanguardia. La zona contenitiva lascia ampia scelta tra cassetti e mensole in legno di varie misure e finiture, posizionabili con assoluta facilità per creare combinazioni creative personalizzate in base ai propri gusti o esigenze, spaziando dalle essenze come l'Alpaca al Cesio verde, dal Macassar al Rovere Brizzo fino al Rovere Nodato.

PLANA is the new total-look designed and created by Scarabeo for a modern, essential and extremely functional bathroom. A big project where Scarabeo is the protagonist, proposing a complete concept of bathroom including not only a wide range of ceramic solutions but also the possibility of matching it with a type of furniture that meets the aesthetic and storage needs of the public. PLANA is rational and very versatile. A bent metal sheet, available in 3 dimensions (60, 80 and 100 Cm) and 3 finishes (mat black, grey and dove grey) where it is possible to place every kind of countertop basin. Small footprint for a sustainable and cutting-edge design. The storage space allows a wide choice: wooden drawers and shelves in several dimensions and finishes easily placeable to create different and customized combinations matching people's tastes or needs, ranging from woods such as the Alpaca al cesio verde, from the Macassar to Rovere Brizzo up to Rovere Nodato.

SCARABEO DESIGN





PLN1  
Art. 2551 \_GRG - L100 P48 H20 Cm  
Art. 2906 \_87 - L99 P45,5 H20 Cm  
Art. 2207 - 100 x 40 Cm  
Washbasin - MOON 42 H18 - Art. 5501 \_52 - 42 x 42 Cm



Art. 2551

L100 P48 H20 Cm



Consolle porta lavabo 100 Cm  
100 Cm washbasin table  
Console porte-lavabo 100 Cm  
Waschtisch 100 Cm  
Consola para lavabo 100 Cm  
Консоль для умывальника 100 см

Art. 2552

L80 P48 H20 Cm



Consolle porta lavabo 80 Cm  
80 Cm washbasin table  
Console porte-lavabo 80 Cm  
Waschtisch 80 Cm  
Consola para lavabo 80 Cm  
Консоль для умывальника 80 см

Art. 2553


L60 P48 H20 Cm



Consolle porta lavabo 60 Cm  
60 Cm washbasin table  
Console porte-lavabo 60 Cm  
Waschtisch 60 Cm  
Consola para lavabo 60 Cm  
Консоль для умывальника 60 см

Art. 2905

44 x 20 P45,5 Cm



NROP

GRG

TRT

x1 Contenitore metallico profondità 45,5 Cm

x1 Metal container 45.5 Cm depth

x1 Caisson métallique profondeur 45,5 Cm


x1 Metallbehälter, Tiefe 45,5 Cm

x1 Contenedor metálico profundidad 45,5 Cm

x1 Металлический контейнер глубиной 45,5 см

Art. 2914

44 x 20 P43,5 Cm



NROP

GRG

TRT

x1 Contenitore metallico profondità 43,5 Cm

x1 Metal container 43.5 Cm depth

x1 Caisson métallique profondeur 43,5 Cm

x1 Metallbehälter, Tiefe 43,5 Cm

x1 Contenedor metálico profundidad 43,5 Cm

x1 Металлический контейнер глубиной 43,5 см

Art. 2906

L99 P45,5 H20 Cm



WOOD - STANDARD

87

88

89

Cassetto 99 x h 20 Cm

Drawer 99 x h 20 Cm

Tiroir 99 x h 20 Cm

Schubfach 99 x h 20 Cm

Cajón 99 x h 20 Cm

Ящик 99 x B20 см

Art. 2907

L79 P43,5 H20 Cm



WOOD - STANDARD

87

88

89

Cassetto 79 x h 20 Cm

Drawer 79 x h 20 Cm

Tiroir 79 x h 20 Cm

Schubfach 79 x h 20 Cm

Cajón 79 x h 20 Cm

Ящик 79 x B20 см

PLN2

Art. 2552 \_GRG - L80 P48 H20 Cm

Art. 2907 \_88 - L79 P43,5 H20 Cm

Art. 2206 - 70 x 40 Cm

Washbasin - MOON 42 H18 - Art. 5501 \_52 - 42 x 42 Cm







PLN3  
Art. 2551 \_NROP - L100 P48 H20 Cm  
Art. 2906 \_88 - L99 P45,5 H20 Cm  
Art. 2202 - Ø70 Cm  
Washbasin - GLAM 56/R - Art. 1802 \_56 - 56 x 38 Cm







PLANA

PNL4  
Art. 2551 \_NROP - L100 P48 H20 Cm  
Art. 2908 \_89 - L99 P45,5 H30 Cm  
Art. 2207 - 100 x 45 Cm  
Washbasin - GLAM 76 - Art. 1803 \_49 - 76 x 39 Cm




## Art. 2908

L99 P45,5 H30 Cm




Cassetto 99 x h 30 Cm  
 Drawer 99 x h 30 Cm  
 Tiroir 99 x h 30 Cm  
 Schubfach 99 x h 30 Cm  
 Cajón 99 x h 30 Cm  
 Ящик 99 x B30 см

## WOOD - STANDARD



## COLORS - STANDARD




## Art. 2909

L79 P43,5 H30 Cm




Cassetto 79 x h 30 Cm  
 Drawer 79 x h 30 Cm  
 Tiroir 79 x h 30 Cm  
 Schubfach 79 x h 30 Cm  
 Cajón 79 x h 30 Cm  
 Ящик 79 x B30 см

## WOOD - STANDARD



## COLORS - STANDARD




## Art. 2916

L59 P43,5 H30 Cm




Cassetto 59 x h 30 Cm  
 Drawer 59 x h 30 Cm  
 Tiroir 59 x h 30 Cm  
 Schubfach 59 x h 30 Cm  
 Cajón 59 x h 30 Cm  
 Ящик 59 x B30 см

## WOOD - STANDARD



## COLORS - STANDARD



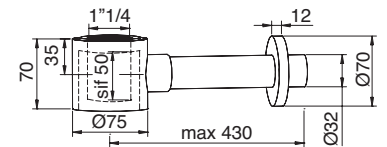
## Art. 10032

## COMPACT TRAP



Sifone compatto in ottone  
 Brass compact trap  
 Siphon compact en laiton  
 Kompakter Siphon aus Messing  
 Sifón compacto de latón  
 Компактный сифон из латуни

CR / NROP



## Art. 10009



Sifone tondo in ottone ribassato 1" 1/4 cromato  
 Cp Brass round trap, shorted 1" 1/4 chromed  
 Syphon petit culot laiton chromé  
 Siphon aus verchromtem messing, abgeflacht  
 Sifón redondo de latón rebajado 1" 1/4 cromado  
 Сифон круглого сечения 1" 1/4 укороченный, из хромированной латуни

CR

NROP

ORS





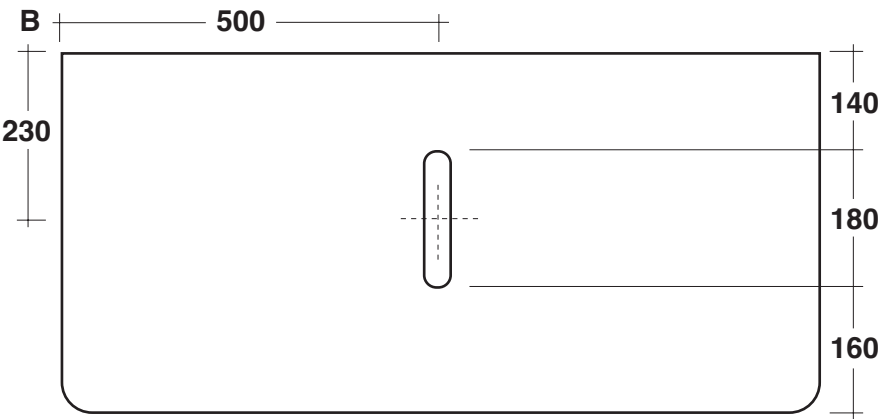






PLN6  
Art. 2553 \_NROP - L60 P48 H20 Cm  
Art. 2907 \_89 - L79 P43,5 H20 Cm  
Art. 2206 - 70 x 40 Cm  
Washbasin - MOON 42 H18 - Art. 5501 \_ 52 - 42 x 42 Cm

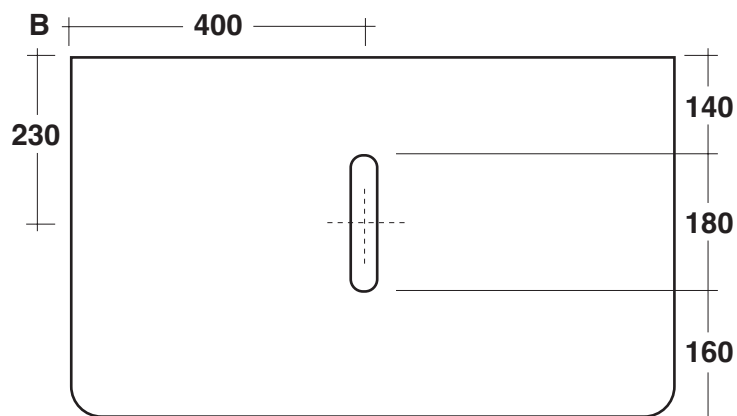
FORI PER LAVABI - HOLES FOR WASHBASINS - ORIFICIOS PARA LAVABOS - ОТВЕРСТИЯ ПОД РАКОВИНЫ УМЫВАЛЬНИКА  
ART. 2551 = 1000 X 480 mm



Name	Art.	B				
MOON	5501 - 5502 - 5504 - 5505 - 5506	■				
BUCKET	8807 - 8808 - 8810	■				
PLANET	8111 - 8112	■				
TEOREMA 2.0	5101 - 5102	■				
GLAM	1802 - 1803 - 1804 - 1806 - 1807	■				
SKINNY	5401 - 5402 - 5403 - 5411 - 5410 - 5404	■				
SKINNY	5407 - 5408 - 5409 - 5412 - 5413 - 5414	■				
MIZU	9001 - 9003 - 9005 - 9007	■				
THIN-LINE	8010 - 8029 - 8030 - 8045 - 8046	■				

Per i lavabi senza foro rubinetto va utilizzato il rubinetto a muro  
The wall tap must be used for the washbasins without hole  
Pour les lavabos sans percement pour robinet, un robinet mural est utilisé  
Die Waschbecken ohne Abbildung des Wasserhahns werden mit Wandarmatur installiert  
Para los lavabos sin orificio para grifo se debe utilizar el grifo de pared  
Для умывальников без отверстия для крана используется настенный кран

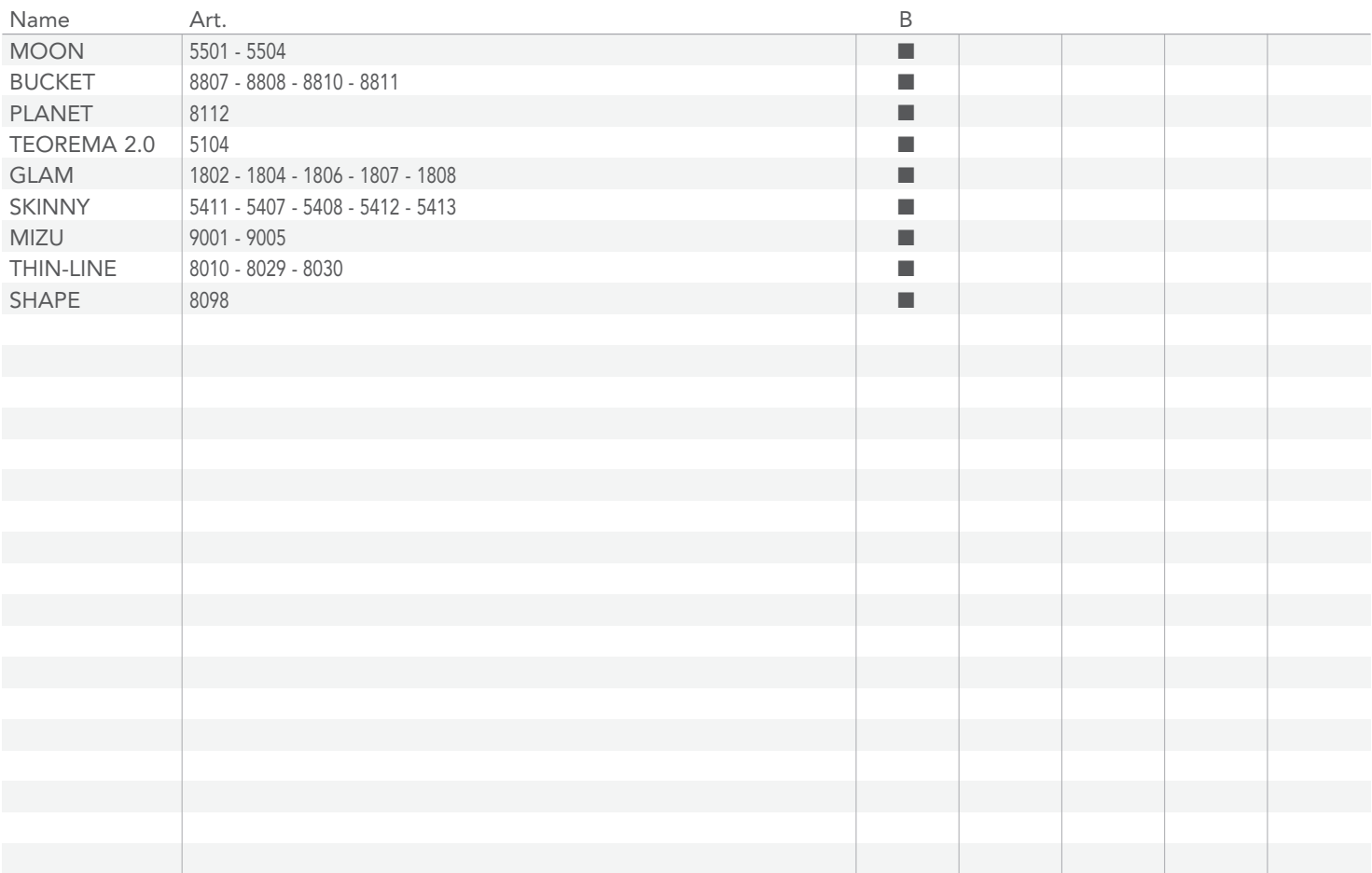
FORI PER LAVABI - HOLES FOR WASHBASINS - ORIFICIOS PARA LAVABOS - ОТВЕРСТИЯ ПОД РАКОВИНЫ УМЫВАЛЬНИКА  
ART. 2552 = 800 X 480 mm

[illegible]

Per i lavabi senza foro rubinetto va utilizzato il rubinetto a muro  
The wall tap must be used for the washbasins without hole  
Pour les lavabos sans percement pour robinet, un robinet mural est utilisé  
Die Waschbecken ohne Abblodung des Wasserhahns werden mit Wandarmatur installiert  
Para los lavabos sin orificio para grifo se debe utilizar el grifo de pared  
Для умывальников без отверстия для крана используется настенный кран



ART. 2553 = 600 X 480 mm



Для умывальников без отверстия для крана используется настенный кран



# Fold

Il sistema FOLD, disegnato da Emo design per Scarabeo Ceramiche, nasce dalla volontà di completare la linea di mini lavabi attraverso una soluzione smart e di facile applicazione per ambienti piccoli come quelli in cui sono posizionati i piccoli lavabi Cube, Soft e Hung di Scarabeo. Pur essendo pensato per ambienti compatti, FOLD offre un ottimo livello di funzionalità. Infatti, ciascuno dei fogli di lamiera ripiegati in diverse forme, può contenere o sorreggere quanto necessario per la cura quotidiana del corpo. La pulizia estetica e la facilità di applicazione sono garantite da un semplice sistema di fissaggio a muro in punti non visibili. FOLD è dunque un sistema flessibile che Scarabeo propone in diverse applicazioni ma che può essere liberamente interpretato per personalizzare la propria stanza da bagno. FOLD è disponibile nelle finiture grigio, nero opaco e tortora.

The idea behind creation of the FOLD system, designed by Emo Design for Scarabeo Ceramiche, is to complete the range of mini washbasins with a smart system that is easy to install in small bathrooms, such as those in which the Cube, Soft and Hung small washbasins of Scarabeo are positioned. Although it has been designed for compact bathrooms, FOLD is extremely functional. Each of the metal sheets folded into different shapes can contain or support everything you need for everyday body care. Visual simplicity and easy application are guaranteed by an easy wall attachment system in concealed points. FOLD is therefore a flexible system proposed by Scarabeo in various applications, but also freely interpretable to customise your own bathroom. FOLD is available in gray, matt black and taupe finishes.

EMO DESIGN



FO4  
Art. 2302 \_NROP - L51 H82 Cm  
Art. 2303 \_NROP - L25 P20 H25 Cm  
Washbasin - SOFT 45 - Art. 1501 \_SEM - 45 x 22 Cm



## Art. 2301



L53,5 H60 Cm



Specchio tondo con mensola  
 Round mirror with shelf  
 Miroir rond avec étagère  
 Runder Spiegel mit Ablage  
 Espejo redondo con repisa  
 Зеркало круглое с полкой

## Art. 2302


L51 H82 Cm



Specchio in tubolare tondo con mensola e porta bicchiere  
 Tubular round mirror with shelf and glass holder  
 Miroir avec tube rond, étagère et porte-gobelet  
 Spiegel mit Rahmen aus rundem Rohr, Ablage und Becherhalter  
 Espejo tubular redondo con repisa y soporte para vaso  
 Зеркало круглое из трубчатого профиля с полкой и подстаканником

## Art. 2304


H37 P8 L25 Cm



Specchio contenitore a muro apertura laterale  
 Mirror with wall container and lateral opening  
 Miroir avec caisson mural ouverture latérale  
 Spiegelschrank mit seitlicher Öffnung  
 Espejo contenedor de pared apertura lateral  
 Настенный зеркальный шкафчик, открывающийся сбоку

Art. 2303

L25 P20 H25 Cm



Cubo asimmetrico  
Asymmetric cube  
Cube asymétrique  
Asymmetrischer Würfel  
Cubo asimétrico  
Асимметричный куб


NROP

GRG

TRT

Art. 2305

L12 P24 H24 Cm



Pensile contenitore a muro apertura laterale  
Wall unit with wall container and lateral opening  
Élément suspendu avec caisson mural ouverture latérale  
Hängeschränk mit seitlicher Öffnung  
Mueble alto contenedor de pared apertura lateral  
Навесной настенный шкаф, открывающийся сбоку


NROP

GRG

TRT

Art. 2306

L23,5 P24 H24 Cm



Pensile contenitore a muro apertura laterale grande  
Wall unit with wall container and lateral opening, large size  
Élément suspendu avec caisson mural grande ouverture latérale  
Hängeschränk mit großer seitlicher Öffnung  
Mueble alto contenedor de pared apertura lateral grande  
Большой навесной настенный шкаф, открывающийся сбоку


NROP

GRG

TRT

Art. 10032

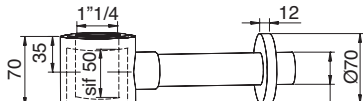
COMPACT TRAP




Sifone compatto in ottone  
Brass compact trap  
Siphon compact en laiton  
Kompakter Siphon aus Messing  
Sifón compacto de latón  
Компактный сифон из латуни

CR

NROP



Art. 10009



Sifone tondo in ottone ribassato 1"1/4 cromato  
Cp Brass round trap, shorted 1" 1/4 chromed  
Syphon petit culot laiton chromé  
Siphon aus verchromtem messing, abgeflacht  
Sifón redondo de latón rebajado 1" 1/4 cromado  
Сифон круглого сечения 1"1/4 укороченный, из хромированной латуни

CR

NROP

ORS





FO2

Art. 2304 \_NROP - L37 P8 H25 Cm

Art. 2305 \_NROP - L12 P24 H24 Cm

Art. 2306 \_NROP - L23,5 P24 H24 Cm

Washbasin - CUBE 42 H24 - Art. 1522 \_SFLNR - 42 x 24 Cm

FO5  
Art. 2205 - 100 x 60 Cm  
Art. 2305 \_GRG - L12 P24 H24 Cm  
x2 Art. 2306 \_GRG - L23,5 P24 H24 Cm  
Washbasin - CUBE 24 H24 - Art. 1521 \_49 - 24 x 24 Cm  
Washbasin - CUBE 42 H24 - Art. 1522 \_49 - 42 x 24 Cm



FOLD





LAI35

Art. 2703 \_NROP - L74,5 P39 H77,5 Cm

Art. 2721 \_LCC - L70 P41,5 H60 Cm

Art. 2202 - Ø70 Cm

Washbasin - MOON 70R H18 - Art. 5505 \_59 - 72 x 42 Cm

# Scarabeo Laila

LAILA è l'idea di arredobagno che Scarabeo ha progettato per completare ed arricchire l'eclettica collezione di lavabi Moon. Una collezione che contempla un'ampia varietà di figure caratterizzate da un'anima sottile ma dalle dimensioni generose. LAILA, caratterizzata da una struttura tubolare in metallo si inserisce nei contesti più svariati grazie alla possibilità di scegliere tra diverse varianti cromatiche del metallo e una proposta di soluzioni contenitive e funzionali come mensole e cassetti in legno disponibili in diverse finiture. A queste si aggiunge l'opzione delle mensole in ceramica smaltata con tante soluzioni colorate sia nella finitura lucida che opaca. LAILA è una proposta dinamica e raffinata, perfetta per ogni tipologia di sala da bagno, anche di piccole dimensioni. Le numerose possibilità di abbinamento di lavabi, finiture, legni e colori porta le possibili configurazioni a raggiungere oltre 100 soluzioni diverse. Nuove soluzioni contenitive che prevedono cassetti più ampi e vani a due ante sia in legno, in diverse essenze, sia in finiture colorate lucide e opache. La parte contenitiva sposa alla perfezione le diverse misure della struttura tubolare in metallo creando un'offerta ampia e variegata di arredi per l'ambiente bagno in grado di soddisfare ogni tipo di esigenza.

LAILA is the new bathroom furniture concept designed by Scarabeo to complete the eclectic Moon washbasin collection. The range includes a large variety of figures characterized by a refined soul and generous dimensions. LAILA has a tubular metal structure and can be inserted into the most varied settings, thanks to the possibility of choosing different colour variants for the metal and a range of functional storage space solutions, such as wooden shelves and drawers available in various finishes. There is also the option of enamelled ceramic shelves, with plenty of coloured solutions, with both a glossy and a matt finish. LAILA is a dynamic, refined proposal and is the perfect solution for all types of bathroom, also in a limited space. The multiple combinations of washbasins, finishes, wood essences and colours give life to over 100 different solutions. There are new storage space solutions, with wider drawers and two-door compartments, in both various types of wood and with glossy and matt coloured finishes. The storage space perfectly unites the various measurements of the metal tubular structure, creating a broad and varied furnishing range for the bathroom that satisfies every type of need.

SCARABEO DESIGN



LAI36

Art. 2703 \_\_NROP - L74,5 P39 H77,5 Cm

Art. 2720 \_53 - L70 P41,5 H30 Cm

Art. 2704 \_\_NROP - L45 H90 Cm

Washbasin - MOON 70 H18

Art. 5502 \_ 62 - 72 x 42 Cm





Art. 2701

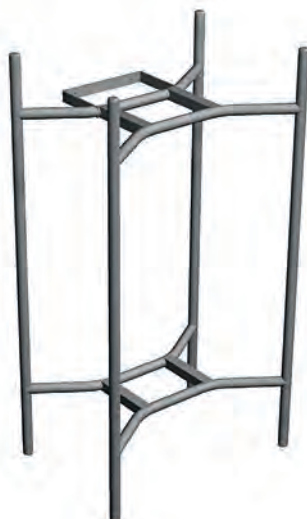
L44 P39 H63,5 Cm



Consolle per lavabo Moon Art. 5503 (42x42x40H)  
 Console for Moon washbasin Art. 5503 (42x42x40H)  
 Console pour lavabo Moon Art. 5503 (42x42x40H)  
 Konsole für Waschbecken Moon, Artikel 5503 (42x42x40H)  
 Consola para lavabo Moon Art. 5503 (42x42x40H)  
 Консоль для умывальника Moon арт. 5503 (42x42x40H)

Art. 2702

L44 P39 H77,5 Cm



Consolle per lavabo Moon Art. 5501 (42)-5504 (42R)  
 Console for Moon washbasin Art. 5501 (42)-5504 (42R)  
 Console pour lavabo Moon Art. 5501 (42)-5504 (42R)  
 Konsole für Waschbecken Moon, Artikel 5501 (42)-5504 (42R)  
 Consola para lavabo Moon Art. 5501 (42)-5504 (42R)  
 Консоль для умывальника Moon арт. 5501 (42)-5504 (42R)

Art. 2703

L74,5 P39 H77,5 Cm





Consolle per lavabo Moon 5502 (70)-5005 (70R)  
 Console for Moon washbasin Art. 5502 (70)-5005 (70R)  
 Console pour lavabo Moon Art. 5502 (70)-5005 (70R)  
 Konsole für Waschbecken Moon, Artikel 5502 (70)-5005 (70R)  
 Consola para lavabo Moon Art. 5502 (70)-5005 (70R)  
 Консоль для умывальника Moon арт. 5502 (70)-5005 (70R)


Art. 2705


L39,5 P35 H20 Cm

WOOD - STANDARD

87

88

89





Cassetto H20 per Art. 2701/2702  
Drawer H20 for Art. 2701/2702  
Tiroir H20 pour Art. 2701/2702  
Schubfach Höhe 20 für Artikel 2701/2702  
Cajón H20 para Art. 2701/2702  
Ящик В20 для арт. 2701/2702


Art. 2706


L70 P35 H20 Cm

WOOD - STANDARD

87

88

89





Cassetto H20 per Art. 2703  
Drawer H20 for Art. 2703  
Tiroir H20 pour Art. 2703  
Schubfach Höhe 20 für Artikel Art. 2703  
Cajón H20 para Art. 2703  
Ящик В20 для арт. 2703


Art. 2711

L39,5 P35 H30 Cm


WOOD - STANDARD


87


88

89

COLORS - STANDARD

93

49



Cassetto H30 per Art. 2701/2702  
Drawer H30 for 2701/2702  
Tiroir H30 pour Art. 2701/2702  
Schubfach Höhe 30 für Artikel 2701/2702  
Cajón H30 para Art. 2701/2702  
Ящик В30 для арт. 2701/2702



LAI37  
Art. 2703 \_NROP - L74,5 P39 H77,5 Cm  
Art. 2715 \_40 - L72 P42 H1,5 Cm  
Art. 2720 \_59 - L70 P41,5 H30 Cm  
Art. 2202 - Ø70 Cm  
Washbasin - GLAM Ø39 - Art. 1807 \_40 - Ø39 Cm





Art. 2702 \_NROP - L44 P39 H77,5 Cm  
Art. 2718 \_49 - L39,5 P41,5 H30 Cm  
Art. 2704 \_NROP - L45 H90 Cm  
Washbasin - MOON 42R H18 - Art. 5504 \_39 - 42 x 42 Cm

Art. 2718 \_49 - L39,5 P41,5 H30 Cm


Washbasin - MOON 42R H18 - Art. 5504\_39 - 42 x 42 Cm

Art. 2712


L70 P35 H30 Cm



WOOD - STANDARD



COLORS - STANDARD



Cassetto H30 per Art. 2703  
 Drawer H30 for Art. 2703  
 Tiroir H30 pour Art. 2703  
 Schubfach Höhe 30 für Artikel 2703  
 Cajón H30 para Art. Art. 2703  
 Ящик В30 для арт. 2703

Art. 2718


L39,5 P41,5 H30 Cm




WOOD - PREMIUM



WOOD - PREMIUM



COLORS - LACQUERED



Cassetto H30 per Art. 2701/2702  
 Drawer H30 for 2701/2702  
 Tiroir H30 pour Art. 2701/2702  
 Schubfach Höhe 30 für Artikel 2701/2702  
 Cajón H30 para Art. 2701/2702  
 Ящик В30 для арт. 2701/2702

Art. 2720

L70 P41,5 H30 Cm




WOOD - PREMIUM



WOOD - PREMIUM



COLORS - LACQUERED



Cassetto H30 per Art. 2703  
 Drawer H30 for Art. 2703  
 Tiroir H30 pour Art. 2703  
 Schubfach Höhe 30 für Artikel 2703  
 Cajón H30 para Art. Art. 2703  
 Ящик В30 для арт. 2703







LAI39/A

Art. 2701 \_NROP - L44 P39 H63,5 Cm

Art. 2718 \_LSC - L39,5 P41,5 H30 Cm

Art. 2206 - 70 x 40 Cm

Washbasin - MOON 42 H40

Art. 5503 \_41 - 42 x 42 Cm

LAI39/B

Art. 2702 \_NROP - L44 P39 H77,5 Cm

Art. 2719 \_LSC - L39,5 P41,5 H60 Cm

Art. 2201 - Ø50 Cm

Washbasin - MOON 42R H18

Art. 5504 \_41 - 42 x 42 Cm



Art. 2719



Vano con anta H60 per Art. 2702  
1 door vanity unit H60 for 2702  
Meuble avec porte h60 pour réf. 2702  
Fach mit tür h60 für ref. 2702  
Vano con puerta h60 para ref. 2702  
Секция с дверцей высотой 60 дл арт. 2702

L39,5 P41,5 H60 Cm

WOOD - PREMIUM



LSC LCC

WOOD - PREMIUM



LS LC

COLORS - LACQUERED



41 49 52 53 54



55 56 57 58 59

Art. 2721



Vano con 2 ante H60 per Art. 2703  
2 doors vanity unit H60 for Art. 2703  
Meuble 2 portes h60 pour réf. 2703  
Fach mit 2 türen h60 für Art. 270  
Vano con 2 puertas h60 para Art. 2703  
Секция с дверцей высотой 60 для арт. 2703

L70 P41,5 H60 Cm

WOOD - PREMIUM



LSC LCC

WOOD - PREMIUM



LS LC

COLORS - LACQUERED



41 49 52 53 54



55 56 57 58 59

- Se non viene specificato il lavabo il top viene inviato senza foro - Se si desidera un foro per un lavabo non in lista il costo extra netto è di Euro 50 - I soli lavabi abbinabili sono quelli nel catalogo Scarabeo 2024, salvo diverse disposizioni  
- If the washbasin is not indicated, the top is shipped without hole - The additional net cost for a hole in a washbasin that is not in the list is Euro 50 - Only the washbasins contained in the Scarabeo 2024 catalogue can be matched, except where otherwise stated  
- Si le type de lavabo n'est pas précisé, le plan est envoyé sans percement - Si vous souhaitez un percement pour un lavabo hors catalogue, 50 euros seront facturés en supplément - Les seuls lavabos combinables sont repris dans le catalogue Scarabeo 2024, sauf mention contraire  
- Bei fehlender Angabe des Modells wird das Waschbecken ohne Bohrung geliefert - Für Bohrungen an Waschbecken, die nicht in der Liste enthalten sind, wird ein Zuschlag von 50 Euro berechnet - Nur die Waschbecken aus dem Katalog Scarabeo 2024 sind kombinierbar, sofern nicht anders angegeben  
- Si no está especificado el lavabo, la encimera se envía sin orificio - Si se desea un orificio para un lavabo que no figura e lista, el coste extra neto es de 50 euros - Los únicos lavabos instalables son aquellos del catálogo Scarabeo 2024, salvo en caso de disposiciones diferentes  
- Если умывальник не будет указан, столешница будет отправлена без отверстия - Если необходимо выполнить отверстие для умывальника, который не входит в перечень, наценка-нетто составит 50 евро - Сочетаются только умывальники из каталога Scarabeo 2024, за исключением других типов размещения

SCARABEO LAILA



LAI40  
x2 Art. 2720 \_52 - L70 P41,5 H30 Cm  
Art. 2202 - Ø70 Cm  
Washbasin - GLAM 75/S - Art. 1812 \_ 60 - 75 x 42 Cm








LAI21  
Art. 2703 \_ORS - L74,5 P39 H77,5 Cm  
Art. 2712 \_93 - L70 P35 H30 Cm  
Art. 2714DX \_ORS \_41 - L45 Cm  
Art. 2202 - Ø70 Cm  
Washbasin - MOON 70R H18 - Art. 5505 \_41 - 72 x 42 Cm

Art. 2704

L45 H90 Cm



NROP

GRG

TRT

ORS

Specchio con porta asciugamano, mensola, applique integrata

Mirror with towel rail, shelf, and built-in wall lamp

Miroir avec porte-serviette, tablette, applique intégrée


Spiegel mit Handtuchhalter, Ablage und integrierter Leuchte

Espejo con toallero, repisa, applique integrado

Зеркало с держателем для полотенца, полкой и встроенным светильником бра

Art. 2707

L32,5 P26,5 H2 Cm



WOOD - STANDARD

87

88

89

Ripiano in legno per Art. 2701/2702

Wooden shelf for Art. 2701/2702

Plateau en bois pour Art. 2701/2702


Top aus Holz für Artikel 2701/2702

Estante de madera para Art. 2701/2702

Деревянная полка для арт. 2701/2702

Art. 2708

L61 P26,5 H2 Cm



WOOD - STANDARD

87

88

89

Ripiano in legno per Art. 2703

Wooden shelf for Art. 2703

Plateau en bois pour Art. 2703

Top aus Holz für Artikel 2703

Estante de madera para Art. 2703

Деревянная полка для арт. 2703





LAI32B  
Art. 2701\_NROP - L44 P39 H63,5 Cm  
Art. 2711\_49 - L39,5 P35 H30 Cm  
Art. 27145X\_NROP\_49 - L45 Cm  
Art. 2201 - Ø50 Cm  
Washbasin - MOON 42 H40 - Art. 5503\_F - 42 x 42 Cm



LAI29


Art. 2703 \_NROP - L74,5 P39 H77,5 Cm

Art. 2710 \_E - L72 P42 H1,5 Cm

Art. 2202 - Ø70 Cm

Washbasin - MOON 70R H18 - Art. 5505 \_E - 72 x 42 Cm

Art. 2709



Ripiano in ceramica per Art. 2701/2702  
Ceramic shelf for Art. 2701/2702  
Plateau en céramique pour Art. 2701/2702  
Top aus Keramik für Artikel 2701/2702  
Estante de cerámica para Art. 2701/2702  
Керамическая полка для арт. 2701/2702

L42 P42 H1,5 Cm

WHITE

COLORS

41

49 - 35

52 - 61

53 - 62

54 - 64

55 - 63

56 - 60

57 - 38

58 - 39

59 - 40

65

DecorART

F

G

E

Art. 2710



Ripiano in ceramica per Art. 2703  
Ceramic shelf for Art. 2703  
Plateau en céramique pour Art. 2703  
Top aus Keramik für Artikel 2703  
Estante de cerámica para Art. 2703  
Керамическая полка для арт. 2703

L72 P42 H1,5 Cm

WHITE

COLORS

41

49 - 35

52 - 61

53 - 62

54 - 64

55 - 63

56 - 60

57 - 38

58 - 39

59 - 40

65

DecorART

F

G

E

Art. 2715


Senza foro rubinetto - Without tap hole - Sans percement pour robinet - Ohne Bohrung für Armatur - Sin orificio grifo - Без отверстия для крана

Art. 2716

Foro rubinetto DX - RH tap hole - Percement pour robinet DTE - Bohrung für Armatur rechts - Orificio grifo dch. - Отверстие для крана ПР

Art. 2717

Foro rubinetto SX - LH tap hole - Percement pour robinet GCH - Bohrung für Armatur links - Orificio grifo izq. - Отверстие для крана ЛВ



Ripiano in ceramica per Art. 2703 con predisposizione per lavabi GLAM Art. 1808 / 1807  
Ceramic shelf for Art. 2703 ready for installation in GLAM washbasins Art. 1808 / 1807  
Plateau en céramique pour Art. 2703 avec préparation pour lavabos GLAM Art. 1808 / 1807  
Top aus Keramik für Artikel 2703, vorbereitet für die Installation von Waschbecken GLAM, Artikel 1808 / 1807  
Estante de cerámica para Art. 2703 con predisposición para lavabos GLAM Art. 1808 / 1807  
Керамическая столешница для арт. 2703, готовая для установки умывальников GLAM арт. 1808 / 1807

L72 P42 H1,5 Cm

WHITE

COLORS

41

49 - 35

52 - 61

53 - 62

54 - 64

55 - 63

56 - 60

57 - 38

58 - 39

59 - 40

65

DecorART


F

G

E



Art. 2713DX / Art. 2713SX



2713DX

Porta asciugamani con mensola in ceramica 30 Cm  
Towel rail with ceramic shelf 30 Cm  
Porte-serviettes avec étagère en céramique 30 Cm  
Handtuchhalter mit Ablage aus Keramik 30 Cm  
Toallero con repisa de cerámica 30 Cm  
Держатель полотенец с керамической полкой 30 см

L30 Cm


METAL ACCS / NROP / ORS +

WHITE

41 49 - 35 52 - 61 53 - 62 54 - 64 55 - 63 56 - 60

57 - 38 58 - 39 59 - 40 65 F G E

Art. 2714DX / Art. 2714SX



2714DX

Porta asciugamani con mensola in ceramica 45 Cm  
Towel rail with ceramic shelf 45 Cm  
Porte-serviettes avec étagère en céramique 45 Cm  
Handtuchhalter mit Ablage aus Keramik 45 Cm  
Toallero con repisa de cerámica 45 Cm  
Держатель полотенец с керамической полкой 45 см

L45 Cm

METAL ACCS / NROP / ORS +


WHITE

41 49 - 35 52 - 61 53 - 62 54 - 64 55 - 63 56 - 60

57 - 38 58 - 39 59 - 40 65 F G E

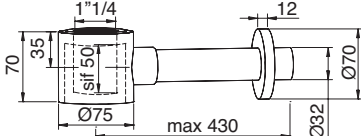
Art. 10032

COMPACT TRAP




Sifone compatto in ottone  
Brass compact trap  
Siphon compact en laiton  
Kompakter Siphon aus Messing  
Sifón compacto de latón  
Компактный сифон из латуни

CR / NROP



Art. 10009

COMPACT TRAP



Sifone tondo in ottone ribassato 1"1/4 cromato  
Cp Brass round trap, shorted 1" 1/4 chromed  
Syphon petit culot laiton chromé  
Siphon aus verchromtem messing, abgeflacht  
Sifón redondo de latón rebajado 1" 1/4 cromado  
Сифон круглого сечения 1"1/4 укороченный, из хромированной латуни

CR NROP ORS



LAI23

Art. 2702 \_NROP - L44 P39 H77,5 Cm

Art. 2711 \_49 - L39,5 P35 H30 Cm

Art. 2713SX \_NROP \_49 - L30 Cm

Art. 2201 - Ø50 Cm

Washbasin - MOON 42R H18 - Art. 5504 \_41 - 42 x 42 Cm









Art. 5503



Art. 5501



Art. 5504



Art. 5502



Art. 5505

WASHBASIN MOON



Art. 2701



Art. 2702



Art. 2703



Art. 2704

CONSOLE / EQUIPPED MIRROR



NROP



GRG



TRT



ORS



Art. 2707



Art. 2708



Art. 2705 - 39,5 x h 20 Cm



Art. 2706 - 70 x h 20 Cm



Art. 2711 - 39,5 x h 30 Cm



Art. 2712 - 70 x h 30 Cm

WOODEN DRAWER / SHELF



87



88



89



Art. 2718 - 39,5 x h 30 Cm



Art. 2720 - 70 x h 30 Cm



Art. 2719 - 39,5 x h 60 Cm



Art. 2721 - 70 x h 60 Cm

WOODEN DRAWER



LSC



LCC



LS



LC



41



49



52



53



54



55



56



57



58



59



Art. 2709



Art. 2710



Art. 2715 / 2716 / 2717

CERAMIC SHELF



WHITE



41



49 - 35



52 - 61



53 - 62



54 - 64



55 - 63



56 - 60



57 - 38



58 - 39



59 - 40



65



F



G



E



Art. 5501  
Art. 2702  
Art. 2718



Art. 5503  
Art. 2701  
Art. 2718



Art. 5501  
Art. 2702  
Art. 2719



Art. 5502  
Art. 2703  
Art. 2720



Art. 5502  
Art. 2703  
Art. 2721





P11  
 x2 Art. 3043 \_NROP - L68 P7 H40 Cm  
 x2 Art. 3046 \_NROP - L68 P7 H72 Cm  
 x2 Art. 3053 \_86 - L60 P50 H45 Cm  
 x2 Art. 3050 \_NROP - L50 P6 H79 Cm  
 x2 Art. 3051 \_NROP - L24 P12 H0,5 Cm  
 x2 Art. 3052 \_NROP - L45 P2 H4 Cm  
 x2 Washbasin - SKINNY 40 - Art. 5407 \_41 - Ø40 Cm


PICTURE è la nuova e versatile collezione di arredobagno disegnata dallo Studio Adolini per Scarabeo Ceramiche. Una serie di telai estetici in metallo accolgono elementi contenitivi e accessori che si possono combinare in molteplici composizioni offrendo un'esperienza di design su misura per ogni ambiente. PICTURE viene proposto con due tipologie diverse di telaio: uno appoggia a terra e raggiunge un'altezza di 60 Cm, alloggiando specchio e mensola al suo interno; l'altro è sospeso ad un'altezza di 90 Cm, come il mobile contenitivo, ed è corredato da un altro telaio, staccato dalla struttura sottostante, che accoglie specchio e mensola. Entrambe le tipologie di telaio sono disponibili nelle misure di 60, 90 e 120 Cm.

I mobili contenitori, proposti nelle tre misure dei telai, offrono diversi spunti di personalizzazione sia come tipologia di composizione, con o senza vani a giorno, sia come scelta di finiture. Le finiture Standard, infatti, sono Bianco, Nero, Rovere Scuro e Rovere Lindberg, tutte combinabili anche con scocche bianche e nere.

A queste si aggiungono le finiture Premium dove si può scegliere l'opzione cannettato oppure liscio per le essenze lignee Noce Canaletto e Rovere Chiaro oppure optare per i laccati opachi disponibili in 10 tonalità diverse.

PICTURE is the new versatile bathroom furniture collection designed by Studio Adolini for Scarabeo Ceramiche. A series of aesthetic metal frames accommodates storage elements and accessories that can be combined in multiple compositions, offering a design experience tailored to each single space. PICTURE is available with two different frames: a floor-standing frame with a height of 60 Cm, which accommodates the mirror and the shelf; and a suspended frame with a height of 90 Cm, like the storage unit, provided with another frame detached from the underlying structure, which accommodates the mirror and the shelf. Both frames are available in sizes of 60, 90 and 120 Cm. The storage cabinets are available in the three frame sizes and can be customized in terms of composition, with or without open compartments, and available finishes. The Standard finishes include White, Black, Dark Oak and Lindberg Oak, in combination with white and black bodies. In addition, the Premium finishes offer the fluted or smooth version for Canaletto Walnut and Light Oak, as well as the matt lacquered versions available in 10 different shades.

STUDIO ADOLINI





PI2

Art. 3041 \_NROP - L98 P7 H162 Cm

Art. 3054 \_85 - L90 P50 H45 Cm

Art. 3049 \_NROP - Ø70 P6 Cm

Art. 3051 \_NROP - L24 P12 H0,5 Cm

Washbasin - SKINNY 50x40RL - Art. 5404 \_41 - 50x40 Cm



Art. 3040

L68 P7 H162 Cm



NROP




Struttura Picture 68 Cm completa da terra  
 Complete Picture floor standing structure 68 Cm  
 Structure Picture de 68 Cm au sol complète  
 Struktur Picture ab 68 Cm auf den boden vollständig  
 Estructura Picture de 68 Cm al suelo completo  
 Структура Picture 68 см напольная в наборе.

Art. 3041

L98 P7 H162 Cm



NROP




Struttura Picture 98 Cm completa da terra  
 Complete Picture floor standing structure 98 Cm  
 Structure Picture de 98 Cm au sol complète  
 Struktur Picture ab 98 Cm auf den boden vollständig  
 Estructura Picture de 98 Cm al suelo completo  
 Структура Picture 98 см напольная в наборе

Art. 3042

L128 P7 H162 Cm



NROP



Struttura Picture 128 Cm completa da terra  
Complete Picture floor standing structure 128 Cm  
Structure Picture de 128 Cm au sol complète  
Struktur Picture ab 128 Cm auf den boden vollständig  
Estructura Picture de 128 Cm al suelo completo  
Структура Picture 128 см напольная в наборе

Art. 3043

L68 P7 H40 Cm



NROP



Struttura Picture 68 Cm sospesa superiore  
Upper Picture suspended structure 68 Cm  
Structure Picture de 68 Cm supérieur suspendu  
Struktur Picture ab 68 Cm obermaterial aufgehängt  
Estructura Picture de 68 Cm superior suspendido  
Структура Picture 68 см подвесная

Art. 3044

L98 P7 H40 Cm



NROP



Struttura Picture 98 Cm sospesa superiore  
Upper Picture suspended structure 98 Cm  
Structure Picture de 98 Cm supérieur suspendu  
Struktur Picture ab 98 Cm obermaterial aufgehängt  
Estructura Picture de 98 Cm superior suspendido  
Структура Picture 98 см подвесная сверху

PI3

Art. 3045 \_NROP - L128 P7 H40 Cm

Art. 3048 \_NROP - L128 P7 H72 Cm

Art. 3055 \_B3 - L120 P50 H45 Cm

x2 Art. 3050 \_NROP - L50 P6 H79 Cm

x2 Art. 3051 \_NROP - L24 P12 H0,5 Cm

x2 Washbasin - SKINNY 40 - Art. 5407 \_60 - Ø40 Cm







PI4

Art. 3042 \_NROP - L128 P7 H162 Cm

Art. 3056 \_85 - L120 P50 H45 Cm


Art. 3049 \_NROP - Ø70 P6 Cm


Art. 3051 \_NROP - L24 P12 H0,5 Cm

Washbasin - SKINNY 60x40RL - Art. 5405 \_38 - 60x40 Cm

Art. 3045

L128 P7 H40 Cm





Struttura Picture 128 Cm sospesa superiore  
Upper Picture suspended structure 128 Cm  
Structure Picture de 128 Cm supérieur suspendu  
Struktur Picture ab 128 Cm obermaterial aufgehängt  
Estructura Picture de 128 Cm superior suspendido  
Структура Picture 128 см подвесная сверху

Art. 3046

L68 P7 H72 Cm





Struttura Picture 68 Cm sospesa inferiore  
Lower Picture suspended structure 68 Cm  
Structure Picture de 68 Cm inférieur suspendu  
Struktur Picture ab 68 Cm unten aufgehängt  
Estructura Picture de 68 Cm suspendido inferior  
Структура Picture 68 см подвесная снизу

Art. 3047

L98 P7 H72 Cm





Struttura Picture 98 Cm sospesa inferiore  
Lower Picture suspended structure 98 Cm  
Structure Picture de 98 Cm inférieur suspendu  
Struktur Picture ab 98 Cm unten aufgehängt  
Estructura Picture de 98 Cm suspendido inferior  
Структура Picture 98 см подвесная снизу

Art. 3048

L128 P7 H72 Cm





Struttura Picture 128 Cm sospesa inferiore  
Lower Picture suspended structure 128 Cm  
Structure Picture de 128 Cm inférieur suspendu  
Struktur Picture ab 128 Cm unten aufgehängt  
Estructura Picture de 128 Cm suspendido inferior  
Структура Picture 128 см подвесная снизу

Art. 3049

Ø70 P6 Cm



Specchio tondo retroilluminato  
Round backlit mirror  
Miroir rétroéclairé rond  
Runder spiegel hinten beleuchtet  
Espejo retroiluminado redondo  
Зеркало с подсветкой круглое

Art. 3050

L50 P6 H79 Cm



Specchio rettangolare retroilluminato  
Rectangular backlit mirror  
Miroir rétroéclairé rectangulaire  
Rechteckiger spiegel hinten beleuchtet  
Espejo retroiluminado rectangular  
Зеркало с подсветкой прямоугольное

Art. 3051


L24 P12 H0,5 Cm



Mensola porta dispenser  
Dispenser shelf  
étagère du distributeur  
Spenderregal  
estante dispensador  
Открытая секция

Art. 3052

L45 P2 H4 Cm



Porta asciugamani  
Towel bar  
Porte-Serviettes  
Handtuchhalter  
Toallero  
Держатель полотенца





PI5

x2 Art. 3043 \_NROP - L68 P7 H40 Cm

Art. 3058 \_56 - L150 P50 H45 Cm

x2 Art. 3050 \_NROP - L50 P6 H79 Cm

x2 Art. 3051 \_NROP - L24 P12 H0,5 Cm

x2 Washbasin - SKINNY 40x40 - Art. 5411 \_64 - 40 x 40 Cm



Pl6  
 Art. 3060 \_LCC - L150 P50 H45 Cm  
 Art. 2212 - 120 x 70 Cm  
 Washbasin - TEOREMA 2.0 120R - B - Art. 5107/R-120/B \_41 - 120 x 46 x h 14,5 Cm



## Art. 3053

L60 P50 H45 Cm




Base per lavabo 60x50x45h 1 cassetto  
 Base for washbasin 60x50x45h 1 drawer  
 Base pour lavabo 60x50x45h 1 tiroir  
 Sockel für Waschbecken 60x50x45h 1 Schublade  
 Base para lavabo 60x50x45h 1 cajón  
 Основание под умывальник 60x50x45h 1 ящик


## WOOD - PREMIUM



## WOOD- BICOLOR



## COLORS - LACQUERED



## WOOD - STANDARD



## Art. 3054

L90 P50 H45 Cm




Base per lavabo 90x50x45h 1 cassetto  
 Base for washbasin 90x50x45h 1 drawer  
 Base pour lavabo 90x50x45h 1 tiroir  
 Sockel für Waschbecken 90x50x45h 1 Schublade  
 Base para lavabo 90x50x45h 1 cajón  
 Основание под умывальник 90x50x45h 1 ящик


## WOOD - PREMIUM



## WOOD- BICOLOR



## COLORS - LACQUERED




## WOOD - STANDARD



## Art. 3055

L120 P50 H45 Cm




Base per lavabo 120x50x45h 2 cassetti  
 Base for washbasin 120x50x45h 2 drawers  
 Base pour lavabo 120x50x45h 2 tiroir  
 Sockel für Waschbecken 120x50x45h 2 Schublade  
 Base para lavabo 120x50x45h 2 cajón  
 Основание под умывальник 120x50x45h 2 ящика


## WOOD - PREMIUM




## WOOD- BICOLOR



## COLORS - LACQUERED



## WOOD - STANDARD





Art. 3056

L120 P50 H45 Cm



Base per lavabo 120x50x45h 1 cassetto DX dispenser 30x50x45h  
Base for washbasin 120x50x45h 1 drawer DX dispenser 30x50x45h  
Base pour lavabo 120x50x45h 1 tiroir DX dispenser 30x50x45h  
Sockel für Waschbecken 120x50x45h 1 Schublade DX dispenser 30x50x45h  
Base para lavabo 120x50x45h 1 cajón DX dispenser 30x50x45h  
Подставка под умывальник 120x50x45h 1 ящик Открытая секция DX 30x50x45h


WOOD - PREMIUM




WOOD- BICOLOR



COLORS - LACQUERED



WOOD - STANDARD



Art. 3057

L120 P50 H45 Cm



Base per lavabo 120x50x45h 1 cassetto SX dispenser 30x50x45h  
Base for washbasin 120x50x45h 1 drawer SX dispenser 30x50x45h  
Base pour lavabo 120x50x45h 1 tiroir SX dispenser 30x50x45h  
Sockel für Waschbecken 120x50x45h 1 Schublade SX dispenser 30x50x45h  
Base para lavabo 120x50x45h 1 cajón SX dispenser 30x50x45h  
Подставка под умывальник 120x50x45h 1 ящик Открытая секция SX 30x50x45h


WOOD - PREMIUM




WOOD- BICOLOR



COLORS - LACQUERED



WOOD - STANDARD



Art. 3058

L150 P50 H45 Cm



Base per lavabo 150x50x45h 2 cassetti dispenser centrale 30x50x45h  
Base for washbasin 150x50x45h 2 drawer central dispenser 30x50x45h  
Base pour lavabo 150x50x45h 2 tiroir distributeur central 30x50x45h  
Sockel für Waschbecken 150x50x45h 2 Schublade zentraler Spender 30x50x45h  
Base para lavabo 150x50x45h 2 cajón dispensador central 30x50x45h  
Подставка под умывальник 150x50x45h 2 ящика секция по центру 30x50x45h


WOOD - PREMIUM




WOOD- BICOLOR



COLORS - LACQUERED



WOOD - STANDARD



## Art. 3060

L150 P50 H45 Cm



Base per lavabo 150x50x45h 1 cassetto DX+SX dispenser 30x50x45h

Base for washbasin 150x50x45h 1 drawer DX+SX dispenser 30x50x45h

Base pour lavabo 150x50x45h 1 tiroir DX+SX dispenser 30x50x45h

Sockel für Waschbecken 150x50x45h 1 Schublade DX+SX dispenser 30x50x45h

Base para lavabo 150x50x45h 1 cajón DX+SX dispenser 30x50x45h

Подставка под умывальник 150x50x45h 1 ящика секция DX+SX 30x50x45h

## WOOD - PREMIUM



LSC

LCC

## WOOD- BICOLOR




B1

B2

B3

B4

## COLORS - LACQUERED



52

53

54

55

56

57

58

59

## WOOD - STANDARD



85

86

41

49

## Art. 3059

L180 P50 H45 Cm



Base per lavabo 180x50x45h 2 cassetti

Base for washbasin 180x50x45h 2 drawers

Base pour lavabo 180x50x45h 2 tiroir

Sockel für waschbecken 180x50x45h2 Schubladen

Base para lavabo 180x50x45h 2 cajón

Основание под умывальник 180x50x45h 2 ящика

## WOOD - PREMIUM



LSC

LCC

## WOOD- BICOLOR




B1

B2

B3

B4

## COLORS - LACQUERED



52

53

54

55


56

57

58

59

## WOOD - STANDARD



85


86

41

49

## Art. 3061

L180 P50 H45 Cm



Base per lavabo 180x50x45h 3 cassetti

Base for washbasin 180x50x45h 3 drawers

Base pour lavabo 180x50x45h 3 tiroir

Sockel für waschbecken 180x50x45h 3 Schubladen

Base para lavabo 180x50x45h 3 cajón

Основание под умывальник 180x50x45h 3 ящика

## WOOD - PREMIUM



LSC

LCC

## WOOD- BICOLOR




B1

B2

B3

B4

## COLORS - LACQUERED



52

53

54

55


56

57

58

59

## WOOD - STANDARD



85

86

41

49



PI7

Art. 3061 \_52 - L180 P50 H45 Cm

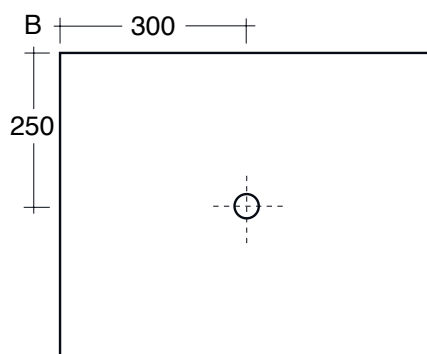
Art. 2213 - 140 x 70 Cm

Washbasin - TEOREMA 2.0 140R - B

Art. 5158/R-140/B \_41 - 140 x 46 Cm



ART. 3053 = 600 X 500 mm

[illegible]

- Se non viene specificato il lavabo il top viene inviato senza foro - Se si desidera un foro per un lavabo non in lista il costo extra netto è di Euro 50 - I soli lavabi abbinabili sono quelli nel catalogo Scarabeo 2024, salvo diverse disposizioni

- If the washbasin is not indicated, the top is shipped without hole - The additional net cost for a hole in a washbasin that is not in the list is Euro 50 - Only the washbasins contained in the Scarabeo 2024 catalogue can be matched, except where otherwise stated

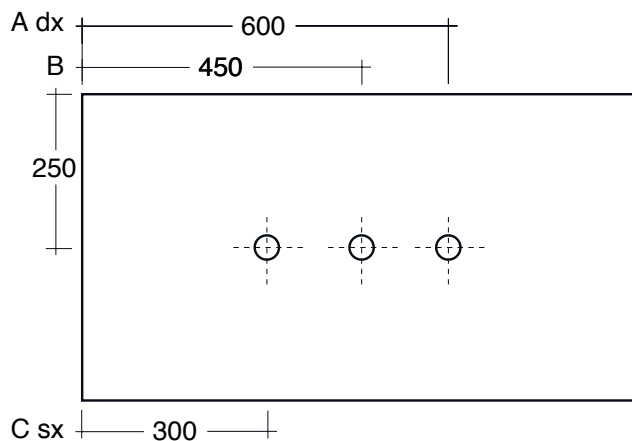
- Si le type de lavabo n'est pas précisé, le plan est envoyé sans perçement - Si vous souhaitez un perçement pour un lavabo hors catalogue, le list Euro 50 seront facturés en supplément - Les seuls lavabos combinables sont repris dans le catalogue Scarabeo 2024, sauf mention contraire

- Bei fehlender Angabe des Modells wird das Waschbecken ohne Bohrung geliefert - Für Bohrungen an Waschbecken, die nicht in der Liste enthalten sind, wird ein Zuschlag von 50 Euro berechnet - Nur die Waschbecken aus dem Katalog Scarabeo 2024 sind kombinierbar, sofern nicht anders angegeben

- Si no está especificado el lavabo, la encimera se envía sin orificio - Si se desea un orificio para un lavabo que no figura en la lista, el coste extra neto es de 50 euros - Los únicos lavabos instalables son aquellos del catálogo Scarabeo 2024, salvo en caso de disposiciones diferentes

- Якщо умивальник не вказано, стовпешниця буде опрацьована без отворів - Якщо необхідно виконати отвір для умивальника, який не є в переліку, наценка-нетто становитиме 50 євро - Стовпешницю можна комбінувати тільки з умивальниками зі каталога Scarabeo 2024, за винятком інших типів розміщення

ART. 3054 = 900 X 500 mm

[illegible]

- Se non viene specificato il lavabo il top viene inviato senza foro - Se si desidera un foro per un lavabo non in lista il costo extra netto è di Euro 50 - I soli lavabi abbinabili sono quelli nel catalogo Scarabeo 2024, salvo diverse disposizioni

- If the washbasin is not indicated, the top is shipped without hole - The additional net cost for a hole in a washbasin that is not in the list is Euro 50 - Only the washbasins contained in the Scarabeo 2024 catalogue can be matched, except where otherwise stated

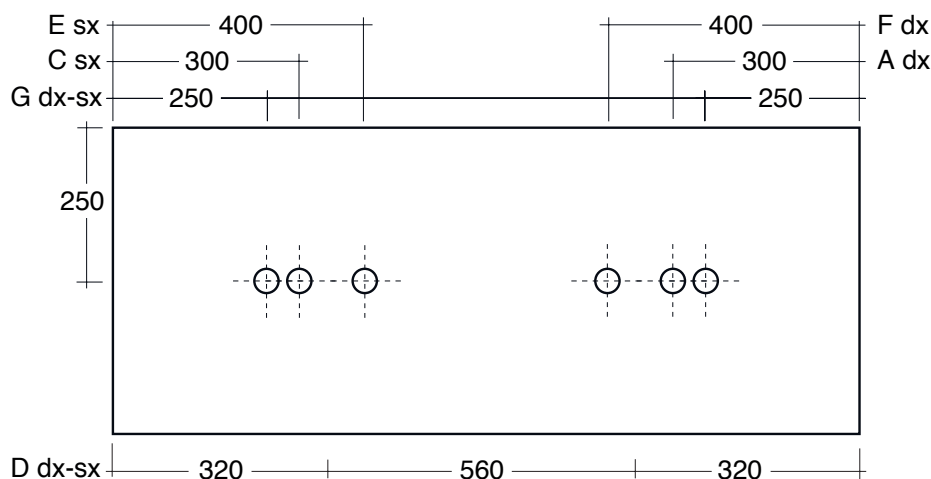
- Si le type de lavabo n'est pas précisé, le plan est envoyé sans percement - Si vous souhaitez un percement pour un lavabo hors catalogue, le list Euro 50 seront facturés en supplément - Les seuls lavabos combinables sont repris dans le catalogue Scarabeo 2024, sauf mention contraire

- Bei fehlender Angabe des Modells wird das Waschbecken ohne Bohrung geliefert - Für Bohrungen an Waschbecken, die nicht in der Liste enthalten sind, wird ein Zuschlag von 50 Euro berechnet - Nur die Waschbecken aus dem Katalog Scarabeo 2024 sind kombinierbar, sofern nicht anders angegeben

- Si no está especificado el lavabo, la encimera se envía sin orificio - Si se desea un orificio para un lavabo que no figura en la lista, el coste extra neto es de 50 euros - Los únicos lavabos instalables son aquellos del catálogo Scarabeo 2024, salvo en caso de disposiciones diferentes

- Якщо умивальник не був вказаний, стовпешниця буде отримана без отвору - Якщо необхідно виконати отвір для умивальника, який не входить в перелік, наценка-нетто становитиме 50 євро - Стовпешницю можна комбінувати тільки з умивальниками зі каталога Scarabeo 2024, за винятком інших типів розміщення

ART. 3055 = 1200 X 500 mm

[illegible]

- Se non viene specificato il lavabo il top viene inviato senza foro - Se si desidera un foro per un lavabo non in lista il costo extra netto è di Euro 50 - I soli lavabi abbinabili sono quelli nel catalogo Scarabeo 2024, salvo diverse disposizioni

- If the washbasin is not indicated, the top is shipped without hole - The additional net cost for a hole in a washbasin that is not in the list is Euro 50 - Only the washbasins contained in the Scarabeo 2024 catalogue can be matched, except where otherwise stated

- Si le type de lavabo n'est pas précisé, le plan est envoyé sans perçement - Si vous souhaitez un perçement pour un lavabo hors catalogue, le list Euro 50 seront facturés en supplément - Les seuls lavabos combinables sont repris dans le catalogue Scarabeo 2024, sauf mention contraire

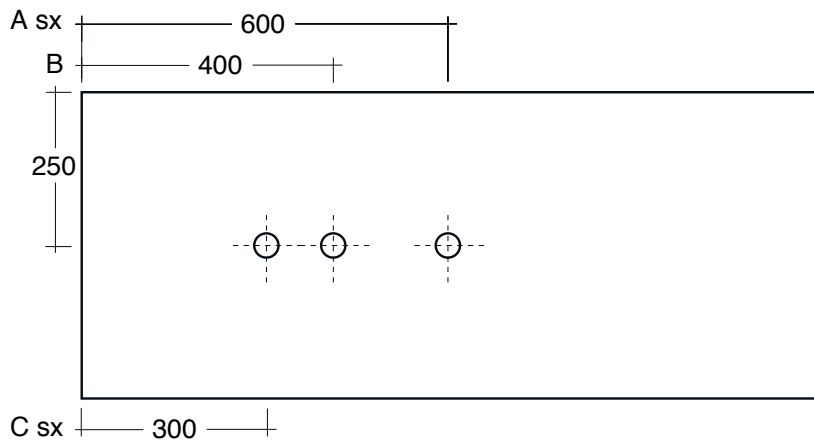
- Bei fehlender Angabe des Modells wird das Waschbecken ohne Bohrung geliefert - Für Bohrungen an Waschbecken, die nicht in der Liste enthalten sind, wird ein Zuschlag von 50 Euro berechnet - Nur die Waschbecken aus dem Katalog Scarabeo 2024 sind kombinierbar, sofern nicht anders angegeben

- Si no está especificado el lavabo, la encimera se envía sin orificio - Si se desea un orificio para un lavabo que no figura en la lista, el coste extra neto es de 50 euros - Los únicos lavabos instalables son aquellos del catálogo Scarabeo 2024, salvo en caso de disposiciones diferentes

- Якщо умивальник не був вказаний, стомешниця буде отримана без отвору - Якщо необхідно виконати отвір для умивальника, який не є в переліку, наценка-нетто становитиме 50 євро - Стовіються тільки умивальники зі каталога Scarabeo 2024, за виключенням інших типів розміщення



ART. 3056 = 1200 X 500 mm

[illegible]

- Se non viene specificato il lavabo il top viene inviato senza foro - Se si desidera un foro per un lavabo non in lista il costo extra netto è di Euro 50 - I soli lavabi abbinabili sono quelli nel catalogo Scarabeo 2024, salvo diverse disposizioni

- If the washbasin is not indicated, the top is shipped without hole - The additional net cost for a hole in a washbasin that is not in the list is Euro 50 - Only the washbasins contained in the Scarabeo 2024 catalogue can be matched, except where otherwise stated

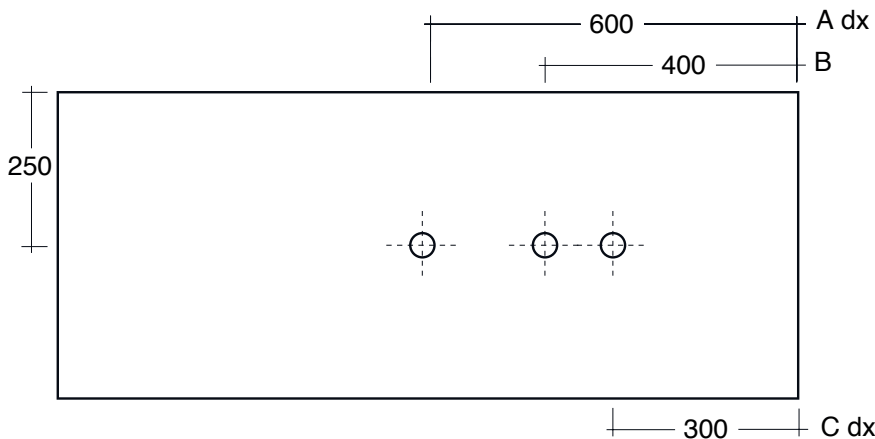
- Si le type de lavabo n'est pas précisé, le plan est envoyé sans percement - Si vous souhaitez un percement pour un lavabo hors catalogue, le list Euro 50 seront facturés en supplément - Les seuls lavabos combinables sont repris dans le catalogue Scarabeo 2024, sauf mention contraire

- Bei fehlender Angabe des Modells wird das Waschbecken ohne Bohrung geliefert - Für Bohrungen an Waschbecken, die nicht in der Liste enthalten sind, wird ein Zuschlag von 50 Euro berechnet - Nur die Waschbecken aus dem Katalog Scarabeo 2024 sind kombinierbar, sofern nicht anders angegeben

- Si no está especificado el lavabo, la encimera se envía sin orificio - Si se desea un orificio para un lavabo que no figura en la lista, el coste extra neto es de 50 euros - Los únicos lavabos instalables son aquellos del catálogo Scarabeo 2024, salvo en caso de disposiciones diferentes

- Якщо умивальник не вказано, стовпешниця буде отримана без отвору - Якщо необхідно виконати отвір для умивальника, який не входить в перелік, наценка-нетто становитиме 50 євро - Стовпешницю тільки умивальники зі каталога Scarabeo 2024, за виключенням інших типів розміщення

ART. 3057= 1200 X 500 mm



- Se non viene specificato il lavabo il top viene inviato senza foro - Se si desidera un foro per un lavabo non in lista il costo extra netto è di Euro 50 - I soli lavabi abbinabili sono quelli nel catalogo Scarabeo 2024, salvo diverse disposizioni

- If the washbasin is not indicated, the top is shipped without hole - The additional net cost for a hole in a washbasin that is not in the list is Euro 50 - Only the washbasins contained in the Scarabeo 2024 catalogue can be matched, except where otherwise stated

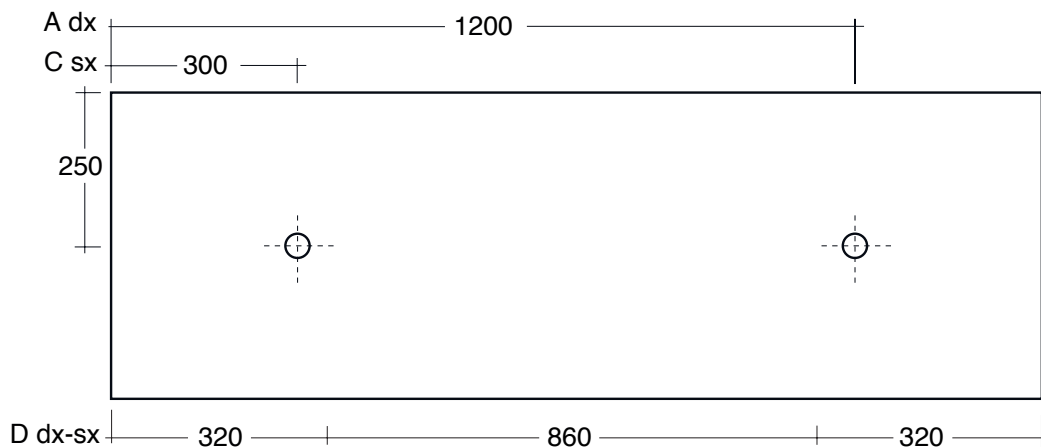
- Si le type de lavabo n'est pas précisé, le plan est envoyé sans percement - Si vous souhaitez un percement pour un lavabo hors catalogue, 50 euros seront facturés en supplément - Les seuls lavabos combinables sont repris dans le catalogue Scarabeo 2024, sauf mention contraire

- Bei fehlender Angabe des Modells wird das Waschbecken ohne Bohrung geliefert - Für Bohrungen an Waschbecken, die nicht in der Liste enthalten sind, wird ein Zuschlag von 50 Euro berechnet - Nur die Waschbecken aus dem Katalog Scarabeo 2024 sind kombinierbar, sofern nicht anders angegeben

- Si no está especificado el lavabo, la encimera se envía sin orificio - Si se desea un orificio para un lavabo que no figura en la lista, el coste extra neto es de 50 euros - Los únicos lavabos instalables son aquellos del catálogo Scarabeo 2024, salvo en caso de disposiciones diferentes

- Если умывальник не будет указан, столешница будет отправлена без отверстия - Если необходимо выполнить отверстие для умывальника, который не входит в перечень, начислено-нетто составит 50 евро - Сочетаются только умывальники из каталога Scarabeo 2024, за исключением других типов размещения

ART. 3058 = 1500 X 500 mm

[illegible]

- Se non viene specificato il lavabo il top viene inviato senza foro - Se si desidera un foro per un lavabo non in lista il costo extra netto è di Euro 50 - I soli lavabi abbinabili sono quelli nel catalogo Scarabeo 2024, salvo diverse disposizioni

- If the washbasin is not indicated, the top is shipped without hole - The additional net cost for a hole in a washbasin that is not in the list is Euro 50 - Only the washbasins contained in the Scarabeo 2024 catalogue can be matched, except where otherwise stated

- Si le type de lavabo n'est pas précisé, le plan est envoyé sans perçement - Si vous souhaitez un perçement pour un lavabo hors catalogue, le list Euro 50 seront facturés en supplément - Les seuls lavabos combinables sont repris dans le catalogue Scarabeo 2024, sauf mention contraire

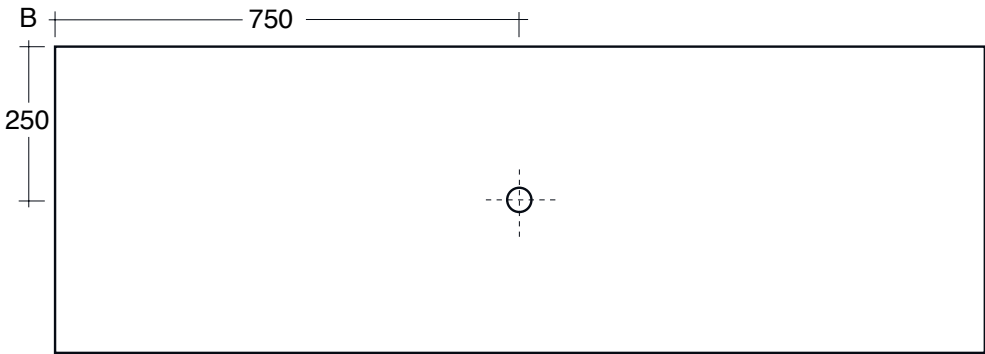
- Bei fehlender Angabe des Modells wird das Waschbecken ohne Bohrung geliefert - Für Bohrungen an Waschbecken, die nicht in der Liste enthalten sind, wird ein Zuschlag von 50 Euro berechnet - Nur die Waschbecken aus dem Katalog Scarabeo 2024 sind kombinierbar, sofern nicht anders angegeben

- Si non è stato specificato il lavabo, la encimera se envia sin orificio - Si se desea un orificio para un lavabo que no figura en la lista, el coste extra neto es de 50 euros - Los únicos lavabos instalables son aquellos del catálogo Scarabeo 2024, salvo en caso de disposiciones diferentes

- Си умывальник не будет заказан, столешница будет отправлена без отверстия - Си необходимо выполнить отверстие для умывальника, который не входит в перечень, наценка-нетто составит 50 евро - Соединяются только умывальники из каталога Scarabeo 2024, за исключением других типов размещений



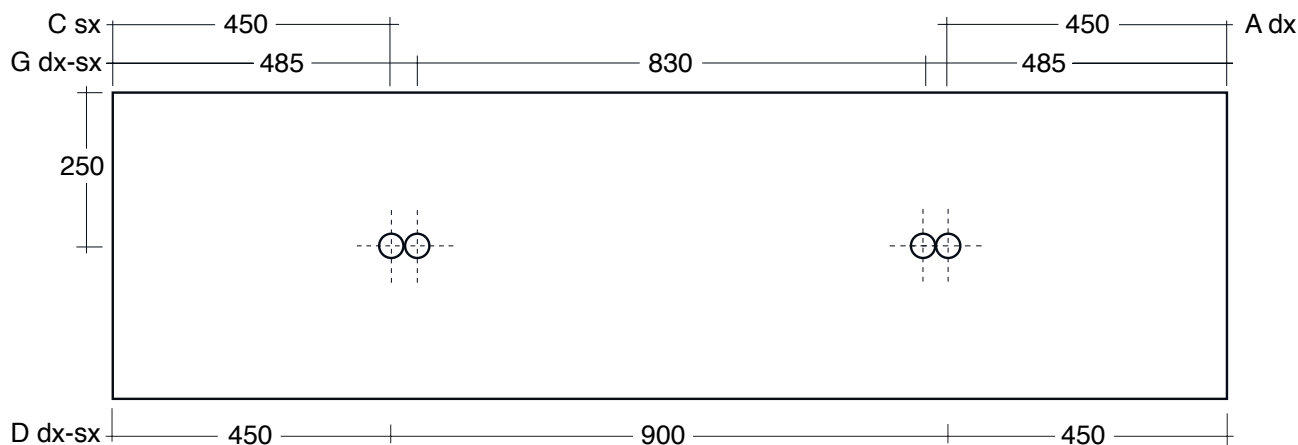
FORI PER LAVABI - HOLES FOR WASHBASINS - ORIFICIOS PARA LAVABOS - ОТВЕРСТИЯ ПОД РАКОВИНЫ УМЫВАЛЬНИКА  
ART. 3060 = 1500 X 500 mm



Name	Art.	B	
MOON	5501 - 5502 - 5503 - 5504 - 5505 - 5507 - 5508 - 5511 - 5512	■	
MOON	5506 - 5509	■	
BUCKET	8807 - 8808 - 8809 - 8810 - 8811	■	
PLANET	8109 - 8111	■	
PLANET	8110 - 8112	■	
MOAI	8601 - 8602 - 8610	■	
TEOREMA 2.0	5101 - 5104 - 5105 - 5110 - 5111 - 5112 - 5114 - 5115 - 5117 - 5118 - 5123	■	
TEOREMA 2.0	5108 - 5109	■	
TEOREMA 2.0	5102 - 5106/R-100/A-B - 5119 - 5120 - 5124	■	
TEOREMA 2.0	5107/A - 5107/B - 5125 - 5143	■	
GLAM	1806 - 1807 - 1808	■	
GLAM	1802 - 1801 - 1803 - 1804 - 1805 - 1810 - 1812	■	
GLAM	1803	■	
SKINNY	5401 - 5402 - 5411 - 5410 - 5404	■	
SKINNY	5407 - 5408 - 5412 - 5413	■	
SKINNY	5403 - 5405 - 5406 - 5414	■	
MIZU	9002 - 9004 - 9005 - 9006	■	
MIZU	9001 - 9003 - 9007 - 9008	■	
FUJI	6001 - 6003 - 6013	■	
FUJI	6002 - 6004 - 6014 - 6015	■	
THIN-LINE	8046 - 8046/R - 8045	■	
THIN-LINE	8044 - 8009 - 8009/R - 8010 - 8010/R	■	
THIN-LINE	8011 - 8029 - 8029/R - 8030 - 8030/R	■	
SHAPE	8098	■	
LAVABI D'ARREDO	8003	■	

- Se non viene specificato il lavabo il top viene inviato senza foro - Se si desidera un foro per un lavabo non in lista il costo extra netto è di Euro 50 - I soli lavabi abbinabili sono quelli nel catalogo Scarabeo 2024, salvo diverse disposizioni  
- If the washbasin is not indicated, the top is shipped without hole - The additional net cost for a hole in a washbasin that is not in the list is Euro 50 - Only the washbasins contained in the Scarabeo 2024 catalogue can be matched, except where otherwise stated  
- Si le type de lavabo n'est pas précisé, le plan est envoyé sans perçement - Si vous souhaitez un perçement pour un lavabo hors catalogue, 50 euros seront facturés en supplément - Les seuls lavabos combinables sont repris dans le catalogue Scarabeo 2024, sauf mention contraire  
- Bei fehlender Angabe des Modells wird das Waschbecken ohne Bohrung geliefert - Für Bohrungen an Waschbecken, die nicht in der Liste enthalten sind, wird ein Zuschlag von 50 Euro berechnet - Nur die Waschbecken aus dem Katalog Scarabeo 2024 sind kombinierbar, sofern nicht anders angegeben  
- Si no está especificado el lavabo, la encimera se envía sin orificio - Si se desea un orificio para un lavabo que no figura en la lista, el coste extra neto es de 50 euros - Los únicos lavabos instalables son aquellos del catálogo Scarabeo 2024, salvo en caso de disposiciones diferentes  
- Если умывальник не будет указан, столешница будет отправлена без отверстия - Если необходимо выполнить отверстие для умывальника, который не входит в перечень, наценка-нетто составит 50 евро - Сочетаются только умывальники из каталога Scarabeo 2024, за исключением других типов размещения

ART. 3059 = 1800 X 500 mm

[illegible]

- Se non viene specificato il lavabo il top viene inviato senza foro - Se si desidera un foro per un lavabo non in lista il costo extra netto è di Euro 50 - I soli lavabi abbinabili sono quelli nel catalogo Scarabeo 2024, salvo diverse disposizioni

- If the washbasin is not indicated, the top is shipped without hole - The additional net cost for a hole in a washbasin that is not in the list is Euro 50 - Only the washbasins contained in the Scarabeo 2024 catalogue can be matched, except where otherwise stated

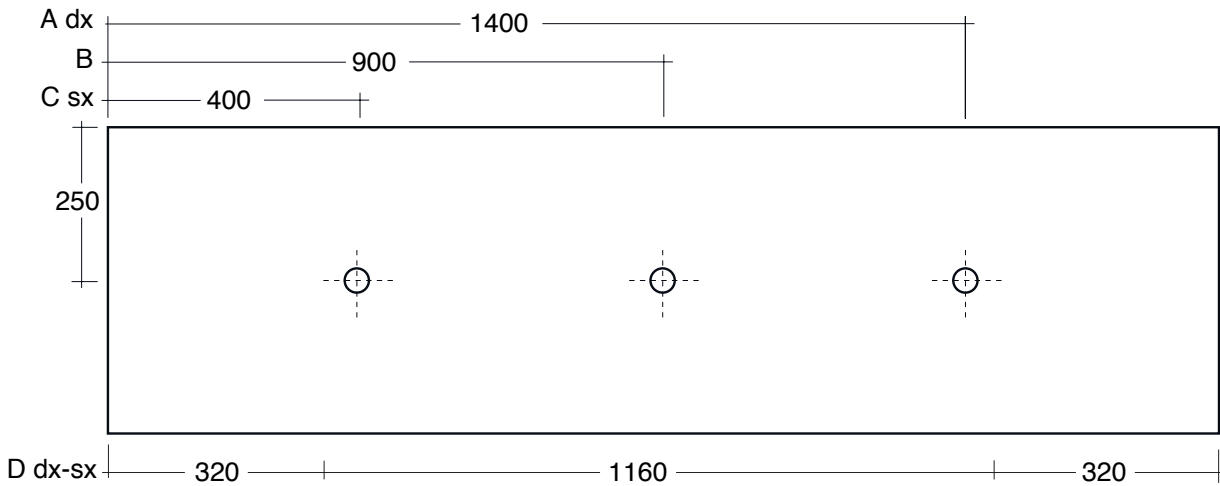
- Si le type de lavabo n'est pas précisé, le plan est envoyé sans percement - Si vous souhaitez un percement pour un lavabo hors catalogue, le list Euro 50 seront facturés en supplément - Les seuls lavabos combinables sont repris dans le catalogue Scarabeo 2024, sauf mention contraire

- Bei fehlender Angabe des Modells wird das Waschbecken ohne Bohrung geliefert - Für Bohrungen an Waschbecken, die nicht in der Liste enthalten sind, wird ein Zuschlag von 50 Euro berechnet - Nur die Waschbecken aus dem Katalog Scarabeo 2024 sind kombinierbar, sofern nicht anders angegeben

- Si no está especificado el lavabo, la encimera se envía sin orificio - Si se desea un orificio para un lavabo que no figura en la lista, el coste extra neto es de 50 euros - Los únicos lavabos instalables son aquellos del catálogo Scarabeo 2024, salvo en caso de disposiciones diferentes

- Якщо умивальник не був вказаний, стовпешниця буде опрацьована без отворів - Якщо необхідно виконати отвір для умивальника, який не є в переліку, наценка-нетто становитиме 50 євро - Стовпешниця тільки умивальники з каталога Scarabeo 2024, за винятком інших типів розміщення

FORI PER LAVABI - HOLES FOR WASHBASINS - ORIFICIOS PARA LAVABOS - ОТВЕРСТИЯ ПОД РАКОВИНЫ УМЫВАЛЬНИКА  
ART. 3061 = 1800 X 500 mm



Name	Art.	A dx	B	C sx	D dx-sx
MOON	5501 - 5502 - 5503 - 5504 - 5505 - 5507 - 5508 - 5511 - 5512		■	■	■
MOON	5506 - 5509		■		
BUCKET	8807 - 8808 - 8809 - 8810 - 8811	■	■	■	■
PLANET	8109 - 8111	■	■	■	
PLANET	8110 - 8112	■	■	■	■
MOAI	8601 - 8602 - 8610	■	■	■	
TEOREMA 2.0	5101 - 5104 - 5105 - 5110 - 5111 - 5112 - 5114 - 5115 - 5117 - 5118 - 5123	■	■	■	■
TEOREMA 2.0	5108 - 5109		■	■	■
TEOREMA 2.0	5102 - 5106/R-100/A-B - 5124		■		
TEOREMA 2.0	5107/A - 5107/B - 5125 - 5143		■		
TEOREMA 2.0	5122 - 5120	■			
TEOREMA 2.0	5121 - 5119			■	
GLAM	1806 - 1807 - 1808	■	■	■	■
GLAM	1802 - 1801 - 1803 - 1804 - 1805 - 1810 - 1812	■	■	■	
GLAM	1803		■		
SKINNY	5401 - 5402 - 5411 - 5410 - 5404	■	■	■	■
SKINNY	5407 - 5408 - 5412 - 5413	■	■	■	■
SKINNY	5403 - 5405 - 5406 - 5414	■	■	■	
MIZU	9002 - 9004 - 9005 - 9006	■	■	■	■
MIZU	9001 - 9003 - 9007 - 9008	■	■	■	
FUJI	6001 - 6003 - 6013	■	■	■	■
FUJI	6002 - 6004 - 6014 - 6015	■	■	■	
THIN-LINE	8046 - 8046/R - 8045	■	■	■	
THIN-LINE	8044 - 8009 - 8009/R - 8010 - 8010/R	■	■	■	■
THIN-LINE	8011 - 8029 - 8029/R - 8030 - 8030/R	■	■	■	■
SHAPE	8098	■	■	■	■
LAVABI D'ARREDO	8003	■	■	■	■

- Se non viene specificato il lavabo il top viene inviato senza foro - Se si desidera un foro per un lavabo non in lista il costo extra netto è di Euro 50 - I soli lavabi abbinabili sono quelli nel catalogo Scarabeo 2024, salvo diverse disposizioni  
- If the washbasin is not indicated, the top is shipped without hole - The additional net cost for a hole in a washbasin that is not in the list is Euro 50 - Only the washbasins contained in the Scarabeo 2024 catalogue can be matched, except where otherwise stated  
- Si le type de lavabo n'est pas précisé, le plan est envoyé sans perçement - Si vous souhaitez un perçement pour un lavabo hors catalogue, 50 euros seront facturés en supplément - Les seuls lavabos combinables sont repris dans le catalogue Scarabeo 2024, sauf mention contraire  
- Bei fehlender Angabe des Modells wird das Waschbecken ohne Bohrung geliefert - Für Bohrungen an Waschbecken, die nicht in der Liste enthalten sind, wird ein Zuschlag von 50 Euro berechnet - Nur die Waschbecken aus dem Katalog Scarabeo 2024 sind kombinierbar, sofern nicht anders angegeben  
- Si no está especificado el lavabo, la encimera se envía sin orificio - Si se desea un orificio para un lavabo que no figura en la lista, el coste extra neto es de 50 euros - Los únicos lavabos instalables son aquellos del catálogo Scarabeo 2024, salvo en caso de disposiciones diferentes  
- Если умывальник не будет указан, столешница будет отправлена без отверстия - Если необходимо выполнить отверстие для умывальника, который не входит в перечень, наценка-нетто составит 50 евро - Сочетаются только умывальники из каталога Scarabeo 2024, за исключением других типов размещения





Art. 3040 - 68 Cm



Art. 3041 - 98 Cm



Art. 3042 - 128 Cm

STANDING STRUCTURES



Art. 3043 - 68 Cm



Art. 3044 - 98 Cm



Art. 3045 - 128 Cm



Art. 3046 - 68 Cm



Art. 3047 - 98 Cm



Art. 3048 - 128 Cm

SUSPENDED STRUCTURES



NROP



Art. 3055 - 120 Cm



Art. 3056 - 120 Cm



Art. 3058 - 150 Cm



Art. 3059 - 180 Cm



Art. 3053 - 60 Cm



Art. 3054 - 90 Cm



Art. 3057 - 120 Cm



Art. 3060 - 150 Cm



Art. 3061 - 180 Cm

WOODEN DRAWER



Art. 3049 - Ø70 Cm



Art. 3050 - 50 x 79 Cm



Art. 3051 - 24 x 12 x h 0,5 Cm



Art. 3052 - 45 x 2 x h 4 Cm

MIRROR



Art. 3040 - Art. 3050 - Art. 3051  
Art. 3053  
Art. 5401



Art. 3043 - Art. 3050 - Art. 3051  
Art. 3046 - Art. 3053  
Art. 5401



Art. 3041 - Art. 3050 - Art. 3051  
Art. 3054  
Art. 5403



Art. 3044 - Art. 3050 - Art. 3051  
Art. 3047 - Art. 3054  
Art. 5403



Art. 3042 - Art. 3049 - Art. 3051  
Art. 3057  
Art. 5405



Art. 3045 - x2 Art. 3050 - x2 Art. 3051  
Art. 3048 - Art. 3055  
x2 Art. 5401





GUSTAV è la nuova soluzione per bagni di piccole dimensioni o ambienti openspace in cui è prevista una zona dedicata. Elegante e con un design fresco e gioioso, GUSTAV è una proposta versatile capace di arredare con carattere e personalità offrendo al tempo stesso una fruibilità semplice e confortevole. Realizzato in metallo, si presenta con una struttura leggera e ariosa dotata di due piani da appoggio di forma circolare per il posizionamento del lavabo e per gli oggetti di uso quotidiano. GUSTAV viene proposto in molteplici colorazioni, le stesse che Scarabeo applica per la ceramica dei lavabi e sanitari, sia nelle versioni lucide che opache. Ogni elemento, struttura, piani di appoggio e lavabi, sono indipendenti nella finitura: possono essere tutti nello stesso colore oppure svincolati per creare abbinamenti secondo i propri gusti o in linea con l'ambiente circostante.

GUSTAV is the new solution for small bathrooms or open-space settings in which there is a dedicated area. The elegance and fresh and joyful design of GUSTAV make it a versatile solution for adding a touch of character and style, while still being simple and comfortable to use. Manufactured in metal, it has a lightweight and airy structure, with two circular surfaces for positioning the washbasin and everyday items. GUSTAV is proposed in a broad range of colours, the same ones Scarabeo uses for the ceramic of the washbasins and sanitary ware, in both the glossy and matt versions. A different finish can be applied to each element, structure, surface and washbasin: they can be all the same colour or different ones, to create combinations based on the user's own tastes or to reflect the surrounding environment.


SCARABEO DESIGN

GU1  
 Art. 5060 \_NROP - Ø52 H76 Cm  
 Art. 5061 \_62 - Ø52 Cm  
 Art. 2202 - Ø70 Cm  
 Washbasin - SKINNY 40 - Art. 5407 \_62 - Ø40 x h 15 Cm



Art. 5060

Ø52 H76 Cm




Strutta Gustav  
Structure Gustav  
Structure Gustav  
Struktur Gustav  
Estructura Gustav  
Состав Gustav

GUSTAV

Art. 5061

Ø52 Cm



Top Tondo Gustav per lavabo  
Gustav round washbasin top  
Plan vasque rond Gustav  
Runde Waschtischplatte Gustav  
Encimera de lavabo redondo Gustav  
Gustav круглая столешница для умывальника



GU2


Art. 2206 - 70 x 40 Cm

Art. 5060 \_58 - Ø52 H76 Cm

Art. 5061 \_39 - Ø52 Cm

Washbasin - SKINNY 40

Art. 5407 \_39 - Ø40 x h 15 Cm



GU3

Art. 2201 - Ø50 Cm

Art. 5060 \_57 - Ø52 H76 Cm

Art. 5061 \_38 - Ø52 Cm

Washbasin - GLAM Ø39

Art. 1807 \_38 - Ø39 x h 14 Cm

## GU4


Art. 2202 - Ø70 Cm

Art. 5060\_59 - Ø52 H76 Cm

Art. 5061\_40 - Ø52 Cm

Washbasin - SKINNY 40

Art. 5407\_40 - Ø40 x h 15 Cm



## GU5

Art. 2201 - Ø50 Cm

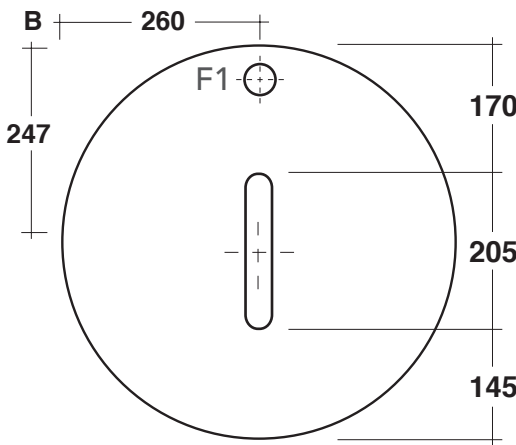
Art. 5060\_54 - Ø52 H76 Cm

Art. 5061\_64 - Ø52 Cm

Washbasin - GLAM Ø39

Art. 1807\_64 - Ø39 x h 14 Cm

FORI PER LAVABI - HOLES FOR WASHBASINS - ORIFICIOS PARA LAVABOS - ОТВЕРСТИЯ ПОД РАКОВИНЫ УМЫВАЛЬНИКА  
ART. 5061 = Ø52 mm



Specificare foro rubinetto: - Please specify tap hole: - Préciser le percement pour le robinet  
Bohrung für Armatur angeben: - Especificar orificio grifo: - Уточнить по отверстию для крана:

F0 = no foro - no hole - sans percement - keine Bohrung - sin orificio - без отверстия  
F1 = foro centrale - central hole - percement au centre - mittige Bohrung - orificio central - отверстие по центру

Name	Art.	B	F0	F1
BUCKET	8801 - 8808	■	■	■
BUCKET	8803 - 8807	■	■	
GLAM	1807 - 1808	■	■	■
GLAM	1806	■	■	
SKINNY	5401 - 5410 - 5407	■	■	
SKINNY	5411	■	■	■
MIZU	9001 - 9005	■	■	
THIN-LINE	8009 - 8029	■	■	
SHAPE	8098	■	■	





GU6  
 Art. 5060 \_58 - Ø52 H76 Cm  
 Art. 5061 \_38 - Ø52 Cm  
 Art. 2202 - Ø70 Cm  
 Washbasin - GLAM Ø39  
 Art. 1807 \_39 - Ø39 x h 14 Cm



# Sesto

SESTO è una consolle per la sala da bagno caratterizzata da un design essenziale che nel suo minimalismo offre grande funzionalità e molteplici opportunità di personalizzazione. Con una forma semicircolare, SESTO presenta una struttura snella in metallo nero satinato con porta asciugamani integrato e due piani da appoggio, uno per il lavabo e uno porta oggetti. I piani sono fruibili a nudo o con il posizionamento di basi in ceramica di forma circolare disponibili in tutti i colori, lucidi e opachi, dei lavabi e sanitari Scarabeo per creare composizioni personalizzate attraverso le cromie desiderate. SESTO è una soluzione ricca di fascino capace di arredare con eleganza qualsiasi ambiente bagno dai connotati contemporanei.

SESTO is a bathroom console with a simple and minimalist design that is both extremely functional and also offers plenty of opportunities for customisation. SESTO has a semi-circular shape and a trim, satin black metal structure with an integrated towel rail and two surfaces, one for the washbasin and one as a storage space. The surfaces can be used bare or with positioning of circular ceramic bases available in all the colours of the Scarabeo washbasins and sanitary ware, both glossy and matt, allowing the creation of customised compositions with the desired colours. SESTO is an enchanting solution that adds a touch of elegance to any contemporary style bathroom.

SCARABEO DESIGN

SESTO



SE1

Art. 5062 \_NROP - L84 P56 H73,5 Cm

Art. 5061 \_63 - Ø52 Cm

Art. 2703 \_ORS - L74,5 P39 H77,5 Cm

Art. 5063 \_63 - Ø52 Cm

Art. 2120 - 80 x 75 Cm

x2 Art. 2023

Ø39 - Art. 1807 \_63 - Ø39 x h 14 Cm





SE2

Art. 5062 \_NROP - L84 P56 H73,5 Cm

Art. 5061 \_65 - Ø52 Cm


Art. 5063 \_65 - Ø52 Cm

Art. 2120 - 80 x 75 Cm

Washbasin - SKINNY 40 - Art. 5407 \_65 - Ø40 x h 15 Cm

Art. 5062


L84 P56 H73,5 Cm



Struttura Sesto completo in ferro  
Full Sesto structure in iron  
Structure Sesto complète en fer  
Komplette Sesto struktur aus Eisen  
Estructura Sesto completa en hierro  
Структура Sesto металлическая в сборе

Art. 5061


Ø52 Cm



Top tondo Sesto con foro sifone  
Sesto round top with siphon hole  
Plateau rond Sesto avec trou pour siphon  
Sesto runde Platte mit Siphonloch  
Tapa redonda Sesto con orificio para sifón.  
Топ круглый Sesto с отверстием для сифона

Art. 5063

Ø52 Cm



Top tondo Sesto senza foro sifone  
Sesto round top without siphon hole  
Plateau rond Sesto sans trou de siphon  
Sesto-Rundaufsatz ohne Siphonloch  
Tapa redonda Sesto sin orificio para sifón  
Топ круглый Sesto без отверстия под сифон

Art. 2120



TRINO T MIRROR - 80 x 75 Cm

Specchio Trino T

Trino T mirror

Miroir Trino T


Trino T spiegel

Espejo Trino T

Зеркало Trino T

--

Art. 2121



TRINO Q MIRROR - 80 x 55 Cm

Specchio Trino Q

Trino Q mirror

Miroir Trino Q

Trino Q spiegel

Espejo Trino Q

Зеркало Trino Q

--

Art. 2023



BULB LAMP

Lampada a bulbo

Bulb lamp

Lampe ampoule

Glühlampe

Lámpara de bulbo

Светильник купол

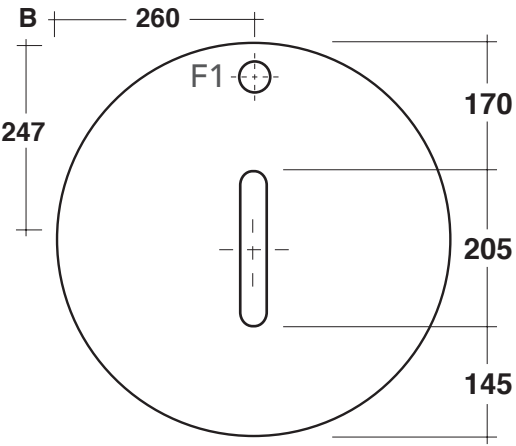
--

FORI PER LAVABI - HOLES FOR WASHBASINS - ORIFICIOS PARA LAVABOS - ОТВЕРСТИЯ ПОД РАКОВИНЫ УМЫВАЛЬНИКА  
ART. 5061 = Ø52 mm

Specificare foro rubinetto:  
Please specify tap hole:  
Préciser le percement pour le robinet  
Bohrung für Armatur angeben:  
Especificar orificio grifo:  
Уточнить по отверстию для крана:

F0 = no foro - no hole  
sans percement - keine Bohrung  
sin orificio - без отверстия

F1 = foro centrale - central hole  
percement au centre - mittige Bohrung  
orificio central - отверстие по центру



Name	Art.	B	F0	F1			
BUCKET	8801 - 8808	■	■	■			
BUCKET	8803 - 8807	■	■				
GLAM	1807 - 1808	■	■	■			
GLAM	1806	■	■				
SKINNY	5401 - 5410 - 5407	■	■				
SKINNY	5411	■	■	■			
MIZU	9001 - 9005	■	■				
THIN-LINE	8009 - 8029	■	■				
SHAPE	8098	■	■				



SE3

Art. 5062 \_NROP - L84 P56 H73,5 Cm

Art. 5061 \_59 - Ø52 Cm

Art. 5063 \_59 - Ø52 Cm

Art. 2202 - Ø70 Cm

Washbasin - GLAM Ø39 - Art. 1807 \_59 - Ø39 x h 14 Cm





# Fuji

La consolle Fuji, inizialmente pensata per offrire una soluzione di sostegno al lavabo Fuji, si evolve arricchendosi di un piano in legno, estendendo così la sua funzione a tutta la gamma di lavabi da appoggio Scarabeo. Disponibile in due dimensioni da 59 e 79 Cm, presenta una struttura in tondino di ferro verniciato bianco o nero opaco e offre la possibilità di scegliere il ripiano in cinque essenze lignee diverse (Alpaca, Cesio verde, Macassar, Rovere Brizzo e Rovere Nodato). Essenziale, sobria e versatile, la consolle Fuji si abbina a venti tipologie di lavabi Scarabeo, ognuno dei quali prodotto in 9 colorazioni diverse.

The Fuji console table, which was originally designed for the Fuji washbasin, is enriched with a wooden top to receive the entire range of Scarabeo lay-on washbasin. It is available in two sizes, 59cm and 79cm, and features an iron-rod structure with white or matt black finish and a shelf in five wood essences (Alpaca, Cesio verde, Macassar, Rovere Brizzo and Rovere Nodato). The Fuji console table is essential, clean and versatile and can be combined with twenty models of Scarabeo washbasins in 9 colour finishes.

EMO DESIGN

FUJI

FU5  
Art. 6016 \_NROP - L59 P44 H75 Cm  
Art. 6019 \_88 - L49 P37 H1 Cm  
Art. 2201 - Ø50 Cm  
Washbasin - GLAM Ø39 x 14 cm  
Art. 1807 \_55 Ø39 Cm





FUJI


FU3  
Art. 6018\_NROP - L79 P44 H75 Cm  
Art. 6021\_89 - L69 P37 H1 Cm  
Art. 2202 - Ø70 Cm  
Washbasin - GLAM Ø39 - Art. 1807\_41 - Ø39 x 14 cm

## Art. 6016

## CONSOLE - L59 P44 H75 Cm

Consolle per lavabo Fuji  
 Console for Fuji washbasin  
 Console pour lavabo Fuji  
 Konsole für waschbecken  
 Consolle para lavabo Fuji  
 Подставка под раковину умывальника Fuji

## COLORS



Per - For - Pour - Für - Para - Для: 6001 / 6003

PALLET QUANTITY - 100x120x200h: 10+RIPIANI  
 PALLET QUANTITY - 80x120x200h: 8+RIPIANI




## Art. 6018

## CONSOLE - L79 P44 H75 Cm

Consolle per lavabo Fuji  
 Console for Fuji washbasin  
 Console pour lavabo Fuji  
 Konsole für waschbecken  
 Consolle para lavabo Fuji  
 Подставка под раковину умывальника Fuji

## COLORS



Per - For - Pour - Für - Para - Для: 6002 / 6004

PALLET QUANTITY - 100x120x200h: 7+RIPIANI  
 PALLET QUANTITY - 80x120x200h: 4+RIPIANI




## Art. 6007

## TOWEL RACK - L50 P51 Cm

Porta asciugamano Fuji per lavabo  
 Fuji towel rack for washbasin  
 Porte-Serviettes Fuji pour lavabo  
 Handtuchhalter Fuji für waschbecken  
 Toallero Fuji para lavabo  
 Держатель полотенца Fuji для раковины умывальника

## COLORS



Per - For - Pour - Für - Para - Для: 6001 / 6003

PALLET QUANTITY - 100x120x200h: 200  
 PALLET QUANTITY - 80x120x200h: 140




## Art. 6008

## TOWEL RACK - L70 P51 Cm

Porta asciugamano Fuji per lavabo  
 Fuji towel rack for washbasin  
 Porte-Serviettes Fuji pour lavabo  
 Handtuchhalter Fuji für waschbecken  
 Toallero Fuji para lavabo  
 Держатель полотенца Fuji для раковины умывальника

## COLORS



Per - For - Pour - Für - Para - Для: 6002 / 6004

PALLET QUANTITY - 100x120x200h: 200  
 PALLET QUANTITY - 80x120x200h: 140







FU1  
Art. 6016\_NROP - L59 P44 H75 Cm  
Art. 6019\_89 - L49 P37 H1 Cm  
Art. 2202 - Ø70 Cm  
Washbasin - GLAM Ø39 - Art. 1807\_53 - Ø39 x 14 cm




Art. 6019

**TOP** - L49 P37 H1 Cm

Mensola superiore per consolle  
 Upper shelf for table  
 Étagère supérieure pour console  
 Obere Ablage für Waschtisch  
 Repisa superior para consola  
 Верхняя полка для консоли

Per - For - Pour - Für - Para - Для: 6016




Art. 6021

**TOP** - L69 P37 H1 Cm

Mensola superiore per consolle  
 Upper shelf for table  
 Étagère supérieure pour console  
 Obere Ablage für Waschtisch  
 Repisa superior para consola  
 Верхняя полка для консоли

Per - For - Pour - Für - Para - Для: 6018



Art. 6011

**WOODEN SHELF** - L43 P37 H1 Cm

Ripiano in legno per consolle Fuji  
 Wooden shelf for Fuji console  
 Plan en bois pour console Fuji  
 Einlegefach aus holz für konsolle Fuji  
 Estantería en madera para consolle Fuji  
 Деревянная полка для подставки Fuji

Per - For - Pour - Für - Para - Для: 6016

Art. 6012

**WOODEN SHELF** - L63 P37 H1 Cm

Ripiano in legno per consolle Fuji  
 Wooden shelf for Fuji console  
 Plan en bois pour console Fuji  
 Einlegefach aus holz für konsolle Fuji  
 Estantería en madera para consolle Fuji  
 Деревянная полка для подставки Fuji

Per - For - Pour - Für - Para - Для: 6018

Art. 6009

**MIRROR** - Ø50 Cm

Specchio tondo Fuji  
 Fuji round mirror  
 Miroir rond Fuji  
 Runder spiegel Fuji  
 Espejo redondo Fuji  
 Зеркало круглое Fuji

PALLET QUANTITY - 100x120x200h: 96  
 PALLET QUANTITY - 80x120x200h: 60

Art. 6010

**MIRROR** - 80 x 70 Cm

Specchio rettangolare Fuji  
 Fuji rectangular mirror  
 Miroir rectangulaire Fuji  
 Rechteckiger spiegel Fuji  
 Espejo rectangular Fuji  
 Зеркало прямоугольное Fuji

PALLET QUANTITY - 100x120x200h: 44  
 PALLET QUANTITY - 80x120x200h: 30

Art. 2713DX / Art. 2713SX

L30 Cm

METAL ACCS / NROP / ORS +

WHITE



2713DX

Porta asciugamani con mensola in ceramica 30 Cm

Towel rail with ceramic shelf 30 Cm

Porte-serviettes avec étagère en céramique 30 Cm

Handtuchhalter mit Ablage aus Keramik 30 Cm

Toallero con repisa de cerámica 30 Cm

Держатель полотенец с керамической полкой 30 см




Art. 2714DX / Art. 2714SX

L45 Cm

METAL ACCS / NROP / ORS +

WHITE



2714DX

Porta asciugamani con mensola in ceramica 45 Cm


Towel rail with ceramic shelf 45 Cm

Porte-serviettes avec étagère en céramique 45 Cm

Handtuchhalter mit Ablage aus Keramik 45 Cm

Toallero con repisa de cerámica 45 Cm


Держатель полотенец с керамической полкой 45 см



Art. 10032

COMPACT TRAP

CR / NROP



Sifone compatto in ottone

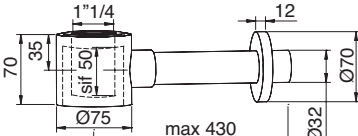
Brass compact trap

Siphon compact en laiton

Kompakter Siphon aus Messing

Sifón compacto de latón

Компактный сифон из латуни



Art. 10009

Sifone tondo in ottone ribassato 1"1/4 cromato

Cp Brass round trap, shorted 1" 1/4 chromed

Syphon petit culot laiton chromé

Siphon aus verchromtem messing, abgeflacht


Sifón redondo de latón rebajado 1" 1/4 cromado

Сифон круглого сечения 1"1/4 укороченный, из хромированной латуни

CR

NROP

ORS














FU4

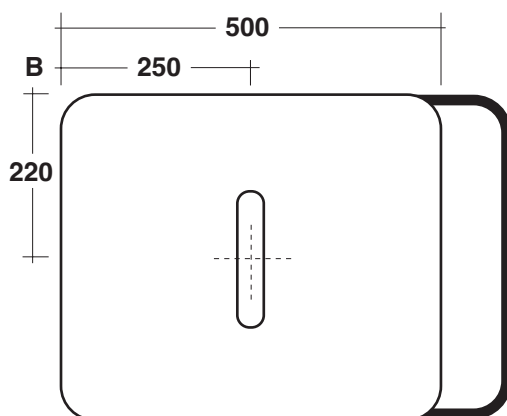
Art. 6018 \_NROP - L79 P44 H75 Cm

Art. 6021 \_88 - L69 P37 H1 Cm

Art. 2202 - Ø70 Cm

Art. 2714 SX\_NROP \_52 - L45 Cm

Washbasin - GLAM 56 - Art. 1804 \_52  
56 x 39 x 14 cm



- Se non viene specificato il lavabo il top viene inviato senza foro - Se si desidera un foro per un lavabo non in lista il costo extra netto è di Euro 50 - I soli lavabi abbinabili sono quelli nel catalogo Scarabeo 2024, salvo diverse disposizioni

- If the washbasin is not indicated, the top is shipped without hole - The additional net cost for a hole in a washbasin that is not in the list is Euro 50 - Only the washbasins contained in the Scarabeo 2024 catalogue can be matched, except where otherwise stated

- Si le type de lavabo n'est pas précisé, le plan est envoyé sans perçement - Si vous souhaitez un perçement pour un lavabo hors catalogue, le list Euro 50 seront facturés en supplément - Les seuls lavabos combinables sont repris dans le catalogue Scarabeo 2024, sauf mention contraire

- Bei fehlender Angabe des Modells wird das Waschbecken ohne Bohrung geliefert - Für Bohrungen an Waschbecken, die nicht in der Liste enthalten sind, wird ein Zuschlag von 50 Euro berechnet - Nur die Waschbecken aus dem Katalog Scarabeo 2024 sind kombinierbar, sofern nicht anders angegeben

- Si no está especificado el lavabo, la encimera se envía sin orificio - Si se desea un orificio para un lavabo que no figura en la lista, el coste extra neto es de 50 euros - Los únicos lavabos instalables son aquellos del catálogo Scarabeo 2024, salvo en caso de disposiciones diferentes

- Якщо умивальник не був вказаний, стовпешниця буде отримана без отворів - Якщо необхідно виконати отвір для умивальника, який не входить в перелік, наценка-нетто становитиме 50 євро - Стовпешниця тільки умивальники з каталога Scarabeo 2024, за виключенням інших типів розміщення







# Phorma

La suggestione prende forma dalla volontà di ideare una collezione che privilegia l'idea di efficienza e praticità. Il design gioca su linee essenziali che donano un carattere dinamico all'oggetto. Le finiture della struttura, le conferiscono un'identità capace di adeguarsi alle molteplici visioni del bagno. Può dirsi contemporaneo solo il bagno che nel disegno di ogni suo singolo modulo esprime una visione che sarà sempre attuale. Phorma con le sue inedite combinazioni di forme, colori, finiture e dettagli crea atmosfere eleganti e coinvolgenti, trasformando il bagno in un luogo di benessere e relax. Una immagine ricercata e contemporanea anche nei dettagli. Grandi cassetti e ampi vani ad anta per il contenimento degli oggetti di uso più frequente. Phorma è una collezione dalle molteplici sfaccettature. Le forme, le dimensioni e le varie finiture creano un gioco di ritmi e di combinazioni. La versatilità e la disponibilità di oltre 70 composizioni, si adatta perfettamente agli ambienti bagno grandi e piccoli senza rinunciare alla sua lineare eleganza. Composizioni che esprimono semplicità, equilibrio e simmetria, superfici bianche che dialogano con materiali dalle texture preziose. Filosofia progettuale decisa ma che lascia a ciascuno ampi spazi di personalizzazione.

Ideas take shape with the creation of a collection which favours efficiency and practicality. The design is based on simple lines which give the object a dynamic personality. The finishes give the structure its own identity, which can be adapted to a variety of bathroom concepts. A bathroom is only contemporary when each individual element of its design expresses a timeless vision. With its unprecedented combinations of shapes, colours, finishes and details, Phorma creates elegant and captivating atmospheres, turning the bathroom into a place for well-being and relaxation.

A refined and contemporary image, even in the details. Large drawers and cupboards to keep the most frequently used objects. Phorma is a multi-faceted collection. The shapes, dimensions and various finishes create a perfect balance of rhythms and combinations. The versatility and availability of over 70 compositions means it can be adapted to large and small bathrooms without losing its elegant lines. The compositions are simple, balanced and symmetrical, white surfaces combined with beautifully textured materials. A precise design philosophy still leaves plenty of room for customisation.

SCARABEO DESIGN

## PHRM1

Art. 2100 \_95 - L70 P50 H50 Cm

Art. 2110 \_93 - L120 - H1,8 Cm

x2 Art. 2105 \_93 - L25 P50 H50 Cm

Art. 2109 \_95 - L25 P20,8 H75 Cm

Art. 2111 - 70 x 50 Cm

Art. 2117


Washbasin - Teorema 2.0 - Art. 5105 - 60 x 46 Cm





PHRM1B  
Art. 2100 \_95 - L70 P50 H50 Cm  
Art. 2110 \_93 - L120 - H1,8 Cm  
x2 Art. 2105 \_93 - L25 P50 H50 Cm  
Art. 2109 \_95 - L25 P20,8 H75 Cm  
Art. 2111 - 70 x 50 Cm  
Art. 2117  
Washbasin - Glam 56/R - Art. 1802 - 56 x 38 Cm



Art. 2100




Base per lavabo 2 cassetti  
2-drawer washbasin vanity unit  
Élément bas pour lavabo 2 tiroirs  
Waschtisch mit 2 schubladen  
Mueble bajo para lavabo 2 cajones  
Шкафчик умывальника с 2 ящиками

Top escluso - Specificare Art. 2110  
Top excluded - Specify Art 2110  
Plan non compris - Préciser Art 2110  
Top nicht enthalten - Art 2112 angeben  
Encimera excluido - Especificar Art 2110  
Столешницы не входит в комплект - указать артикул 2110

L70 P50 H50 Cm







9495




93

TWO-TONE



F1F2F3F4



Art. 2101




Base per lavabo 2 cassetti  
2-drawer washbasin vanity unit  
Élément bas pour lavabo 2 tiroirs  
Waschtisch mit 2 schubladen  
Mueble bajo para lavabo 2 cajones  
Шкафчик умывальника с 2 ящиками

Top escluso - Specificare Art. 2110  
Top excluded - Specify Art 2110  
Plan non compris - Préciser Art 2110  
Top nicht enthalten - Art 2112 angeben  
Encimera excluido - Especificar Art 2110  
Столешницы не входит в комплект - указать артикул 2110

L95 P50 H50 Cm







9495




93

TWO-TONE



F1F2F3F4



Art. 2102




Base per lavabo 2 cassetti  
2-drawer washbasin vanity unit  
Élément bas pour lavabo 2 tiroirs  
Waschtisch mit 2 schubladen  
Mueble bajo para lavabo 2 cajones  
Шкафчик умывальника с 2 ящиками

Top escluso - Specificare Art. 2110  
Top excluded - Specify Art 2110  
Plan non compris - Préciser Art 2110  
Top nicht enthalten - Art 2112 angeben  
Encimera excluido - Especificar Art 2110  
Столешницы не входит в комплект - указать артикул 2110

L120 P50 H50 Cm







9495



93

TWO-TONE



F1F2F3F4

- Se non viene specificato il lavabo il top viene inviato senza foro - Se si desidera un foro per un lavabo non in lista il costo extra netto è di Euro 50 - I soli lavabi abbinabili sono quelli nel catalogo Scarabeo 2024, salvo diverse disposizioni  
- If the washbasin is not indicated, the top is shipped without hole - The additional net cost for a hole in a washbasin that is not in the list is Euro 50 - Only the washbasins contained in the Scarabeo 2024 catalogue can be matched, except where otherwise stated  
- Si le type de lavabo n'est pas précisé, le plan est envoyé sans perçement - Si vous souhaitez un perçement pour un lavabo hors catalogue, 50 euros seront facturés en supplément - Les seuls lavabos combinables sont repris dans le catalogue Scarabeo 2024, sauf mention contraire  
- Bei fehlender Angabe des Modells wird das Waschbecken ohne Bohrung geliefert - Für Bohrungen an Waschbecken, die nicht in der Liste enthalten sind, wird ein Zuschlag von 50 Euro berechnet - Nur die Waschbecken aus dem Katalog Scarabeo 2024 sind kombinierbar, sofern nicht anders angegeben  
- Si no está especificado el lavabo, la encimera se envía sin orificio - Si se desea un orificio para un lavabo que no figura en la lista, el coste extra neto es de 50 euros - Los únicos lavabos instalables son aquellos del catálogo Scarabeo 2024, salvo en caso de disposiciones diferentes  
- Если умывальник не будет указан, столешница будет отправлена без отверстия - Если необходимо выполнить отверстие для умывальника, который не входит в перечень, наценка-нетто составит 50 евро - Сочетаются только умывальники из каталога Scarabeo 2024, за исключением других типов размещения

PHORMA

Art. 2110

L 1m - P51 H1,8 Cm

ml - lm

94

95

ml - lm

93



Top per basi

Vanity unit top

Plan pour éléments bas

Top für waschtische

Encimera para muebles bajos

Столешница для шкафчика умывальника

Art. 2103SX

L25 P50 H50 Cm

94

95

93

TWO-TONE

F1

F2

F3

F4



Base aggiuntiva 1 anta - SX con 1 ripiano in vetro

Additional 1-door vanity unit – LH with glass shelf

Élément bas supplémentaire 1 battant – GCH avec plateau en verre

Zusätzlicher waschtisch mit 1 tür links und top aus glas

Mueble bajo adicional 1 puerta – LZQ con estante de vidrio

Шкафчик дополнительный с 1 левосторонней дверцей и стеклянной полкой

Top escluso - Specificare Art. 2110

Top excluded - Specify Art 2110

Plan non compris - Préciser Art 2110

Top nicht enthalten - Art 2112 angeben

Encimera excluido - Especificar Art 2110

Столешницы не входит в комплект - указать артикул 2110

Art. 2103DX

L25 P50 H50 Cm

94

95

93

TWO-TONE

F1

F2

F3

F4



Base aggiuntiva 1 anta - DX con 1 ripiano in vetro

Additional 1-door vanity unit – RH with glass shelf

Élément bas supplémentaire 1 battant – DTE avec plateau en verre

Zusätzlicher waschtisch mit 1 tür rechts und top aus glas

Mueble bajo adicional 1 puerta – DCH con estante de vidrio

Шкафчик дополнительный с 1 правосторонней дверцей и стеклянной полкой

Top escluso - Specificare Art. 2110

Top excluded - Specify Art 2110

Plan non compris - Préciser Art 2110

Top nicht enthalten - Art 2112 angeben

Encimera excluido - Especificar Art 2110

Столешницы не входит в комплект - указать артикул 2110


PHORMA





PHRM2  
 Art. 2101\_94 - L95 P50 H50 Cm  
 Art. 2110\_94 - L145 - H1,8 Cm  
 Art. 2104DX\_94 - L50 P50 H50 Cm  
 Art. 2109\_94 - L25 P20,8 H75 Cm  
 Art. 2111 - 70 x 50 Cm  
 Art. 2117  
 Washbasin - Teorema 2.0 - Art. 5105 - 60 x 46 Cm





PHRM3  
 Art. 2102\_F1 - L120 P50 H50 Cm  
 Art. 2110\_93 - L170 - H1,8 Cm  
 x2 Art. 2105\_93 - L25 P50 H50 Cm  
 x2 Art. 2109\_93 - L25 P20,8 H75 Cm  
 Art. 2114 - 70 x 75 Cm  
 Art. 2117  
 Washbasin - Glam 76/R - Art. 1801 - 76 x 38 Cm






PHRM4  
Art. 2102\_93 - L120 P50 H50 Cm  
Art. 2110\_93 - L170 - H1,8 Cm  
x2 Art. 2105\_93 - L25 P50 H50 Cm  
x2 Art. 2109\_93 - L25 P20,8 H75 Cm  
Art. 2114 - 70 x 75 Cm  
Art. 2117  
Washbasin - Glam 76/R - Art. 1801 - 76 x 38 Cm

## Art. 2104SX

L50 P50 H50 Cm



Base aggiuntiva 1 anta - SX con 1 ripiano in vetro  
 Additional 1-door vanity unit – LH with glass shelf  
 Élément bas supplémentaire 1 battant – GCH avec plateau en verre  
 Zusätzlicher waschtisch mit 1 tür links und top aus glas  
 Mueble bajo adicional 1 puerta – IZQ con estante de vidrio  
 Шкафчик дополнительный с 1 левосторонней дверцей и стеклянной полкой



## TWO-TONE




Top escluso - Specificare Art. 2110  
 Top excluded - Specify Art 2110  
 Plan non compris - Préciser Art 2110  
 Top nicht enthalten - Art 2112 angeben  
 Encimera excluido - Especificar Art 2110  
 Столешницы не входит в комплект - указать артикул 2110

## Art. 2104DX


L50 P50 H50 Cm



Base aggiuntiva 1 anta - DX con 1 ripiano in vetro  
 Additional 1-door vanity unit – RH with glass shelf  
 Élément bas supplémentaire 1 battant – DTE avec plateau en verre  
 Zusätzlicher waschtisch mit 1 tür rechts und top aus glas  
 Mueble bajo adicional 1 puerta – DCH con estante de vidrio  
 Шкафчик дополнительный с 1 правосторонней дверцей и стеклянной полкой



## TWO-TONE



Top escluso - Specificare Art. 2110  
 Top excluded - Specify Art 2110  
 Plan non compris - Préciser Art 2110  
 Top nicht enthalten - Art 2112 angeben  
 Encimera excluido - Especificar Art 2110  
 Столешницы не входит в комплект - указать артикул 2110

## Art. 2105

L25 P50 H50 Cm




Base aggiuntiva a giorno con 1 ripiano in legno  
 Additional open-fronted vanity unit with 1 wooden shelf  
 Élément bas supplémentaire ajouré avec 1 plateau en bois  
 Zusätzlicher waschtisch, offen, mit 1 ablage aus holz  
 Mueble bajo adicional abierto con 1 estante de madera  
 Шкафчик дополнительный открытый с 1 деревянной полкой





Top escluso - Specificare Art. 2110  
 Top excluded - Specify Art 2110  
 Plan non compris - Préciser Art 2110  
 Top nicht enthalten - Art 2112 angeben  
 Encimera excluido - Especificar Art 2110  
 Столешницы не входит в комплект - указать артикул 2110


Art. 2107

L25 P20,8 H50 Cm



  
94

  
95

  
93

Pensile a giorno con 1 ripiano in legno

Open-fronted wall unit with 1 wooden shelf

Élément suspendu ajouré 1 plateau en bois


Offener hängeschränk mit 1 ablage aus holz


Mueble alto abierto 1 estante de madera


Навесной шкаф открытый с 1 деревянной полкой


Art. 2108SX

L25 P20,8 H50 Cm





  
94


  
95


  
93

TWO-TONE

  
F1

  
F2

  
F3

  
F4

Pensile 1 anta - SX con 1 ripiano in vetro

1-door wall unit - LH with 1 glass shelf

Élément suspendu 1 porte – GCH avec 1 plateau en verre

Hängeschränk mit 1 tür – links mit 1 glasablage

Mueble alto 1 puerta - IZQ con 1 estante de vidrio

Навесной шкаф с 1 левосторонней дверцей и 1 стеклянной полкой

Art. 2108DX

L25 P20,8 H50 Cm



  
94

  
95

  
93

TWO-TONE

  
F1

  
F2

  
F3

  
F4

Pensile 1 anta - DX con 1 ripiano in vetro

1-door wall unit - RH with 1 glass shelf

Élément suspendu 1 porte – DTE avec 1 plateau en verre

Hängeschränk mit 1 tür – rechts und 1 glasablage


Mueble alto 1 puerta - DCH con 1 estante de vidrio

Навесной шкаф с 1 правосторонней дверцей и 1 стеклянной полкой



## Art. 2109


L25 P20,8 H75 Cm




Pensile a giorno con 1 ripiano in legno  
 Open-fronted wall unit with 1 wooden shelf  
 Élément suspendu ajouré 1 plateau en bois  
 Offener hängeschränk mit 1 ablage aus holz  
 Mueble alto abierto 1 estante de madera  
 Навесной шкаф открытый с 1 деревянной полкой

## Art. 2110SX

L25 P20,8 H75 Cm



## TWO-TONE




Pensile 1 anta - SX con 2 ripiani in vetro  
 1-door wall unit - LH with 2 glass shelves  
 Élément suspendu 1 porte – GCH avec 2 plateaux en verre  
 Hängeschränk mit 1 tür – links und 2 glasablagen  
 Mueble alto 1 puerta - IZQ con 2 estantes de vidrio  
 Навесной шкаф с 1 левосторонней дверцей и 2 стеклянными полками

## Art. 2110DX

L25 P20,8 H75 Cm



## TWO-TONE



Pensile 1 anta - DX con 2 ripiani in vetro  
 1-door wall unit - RH with 2 glass shelves  
 Élément suspendu 1 porte – DTE avec 2 plateaux en verre  
 Hängeschränk mit 1 tür – rechts und 2 glasablagen  
 Mueble alto 1 puerta - DCH con 2 estantes de vidrio  
 Навесной шкаф с 1 правосторонней дверцей и 2 стеклянными полками





## PHRM5

Art. 2101 \_95 - L95 P50 H50 Cm

Art. 2110 \_95 - L170 - H1,8 Cm

x2 Art. 2105 \_95 - L25 P50 H50 Cm

Art. 2103SX \_95 - L25 P50 H50 Cm

Art. 2118 \_95 - L50 P20,8 H75 Cm

Art. 2116 - 120 x 75 Cm

Art. 2117

Washbasin - Teorema 2.0 80 - Art. 5102 \_49 - 80 x 40 Cm




Art. 2118




Pensile a 2 ante con 2 ripiani in vetro  
2-door wall unit with 2 glass shelves  
Élément suspendu 2 portes – dte avec 2 plateaux en verre  
Hängeschränk mit 2 türen und 2 glasablagen  
Mueble alto 2 puertas con 2 estantes de vidrio  
Навесной шкаф с 2 дверцами и 2 стеклянными полками

L50 P20,8 H75 Cm

  
94 95


  
93

TWO-TONE

  
F1 F2 F3 F4

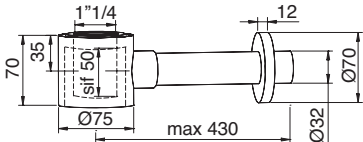
Art. 10032

COMPACT TRAP



Sifone compatto in ottone  
Brass compact trap  
Siphon compact en laiton  
Kompakter Siphon aus Messing  
Sifón compacto de latón  
Компактный сифон из латуни

CR / NROP



Art. 10029

SPACE SAVING SINK SIPHON



Sifone per lavabo salvaspazio  
Space saving sink siphon  
Siphon pour lavabo dimension reduite  
Platzsparender Spülensiphon  
Sifón de fregadero que ahorra espacio  
Сифон для экономии пространства

--



## PHRM6

x2 Art. 2100 \_95 - L70 P50 H50 Cm

Art. 2110 \_95 - L215 - H1,8 Cm

x3 Art. 2105 \_93 - L25 P50 H50 Cm

Art. 2110DX \_95 - L25 P20,8 H75 Cm

Art. 2110SX \_95 - L25 P20,8 H75 Cm

Art. 2109 \_95 - L25 P20,8 H75 Cm

x2 Art. 2111 - 70 x 50 Cm

x2 Art. 2117

x2 Washbasin - Teorema 2.0 60R - Art. 5105 - 60 x 46 Cm

<div>Art. 2111</div> 	<div>MIRROR - 70 x 50 Cm</div> <div>Specchio Mirror Miroir Spiegel Espejo Зеркало</div>	--
	<div>Con presa e interruttore With socket and switch Avec prise et interrupteur Mit schalteranschluss Con toma e interruptor С розеткой и выключателем</div>	
<div>Art. 2112</div> 	<div>MIRROR - 95 x 50 Cm</div> <div>Specchio Mirror Miroir Spiegel Espejo Зеркало</div>	--
	<div>Con presa e interruttore With socket and switch Avec prise et interrupteur Mit schalteranschluss Con toma e interruptor С розеткой и выключателем</div>	
<div>Art. 2113</div> 	<div>MIRROR - 120 x 50 Cm</div> <div>Specchio Mirror Miroir Spiegel Espejo Зеркало</div>	--
	<div>Con presa e interruttore With socket and switch Avec prise et interrupteur Mit schalteranschluss Con toma e interruptor С розеткой и выключателем</div>	
<div>Art. 2114</div> 	<div>MIRROR - 70 x 75 Cm</div> <div>Specchio Mirror Miroir Spiegel Espejo Зеркало</div>	--
	<div>Con presa e interruttore With socket and switch Avec prise et interrupteur Mit schalteranschluss Con toma e interruptor С розеткой и выключателем</div>	



## Art. 2115

## MIRROR - 95 x 75 Cm



Specchio  
Mirror  
Miroir  
Spiegel  
Espejo  
Зеркало

--

Con presa e interruttore  
With socket and switch  
Avec prise et interrupteur  
Mit schalteranschluss  
Con toma e interruptor  
С розеткой и выключателем

## Art. 2116

## MIRROR - 120 x 75 Cm



Specchio  
Mirror  
Miroir  
Spiegel  
Espejo  
Зеркало

--

Con presa e interruttore  
With socket and switch  
Avec prise et interrupteur  
Mit schalteranschluss  
Con toma e interruptor  
С розеткой и выключателем

## Art. 2117

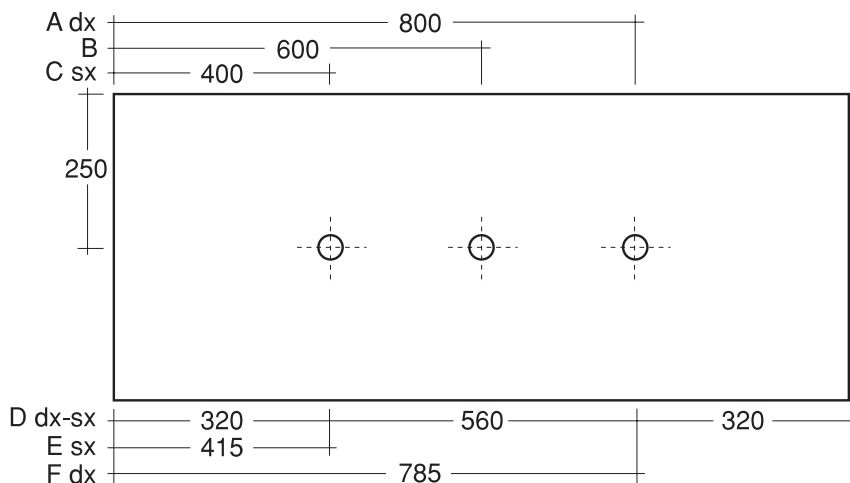
## LED LAMP



Lampada LED  
LED lamp  
Lampe LED  
LED-leuchte  
Lámpara LED  
Светильник светодиодный

--

ART. 2102 = 1200 X 500 mm

[illegible]

- Se non viene specificato il lavabo il top viene inviato senza foro - Se si desidera un foro per un lavabo non in lista il costo extra netto è di Euro 50 - I soli lavabi abbinabili sono quelli nel catalogo Scarabeo 2024, salvo diverse disposizioni

- If the washbasin is not indicated, the top is shipped without hole - The additional net cost for a hole in a washbasin that is not in the list is Euro 50 - Only the washbasins contained in the Scarabeo 2024 catalogue can be matched, except where otherwise stated

- Si le type de lavabo n'est pas précisé, le plan est envoyé sans perçement - Si vous souhaitez un perçement pour un lavabo hors catalogue, le list Euro 50 seront facturés en supplément - Les seuls lavabos combinables sont repris dans le catalogue Scarabeo 2024, sauf mention contraire

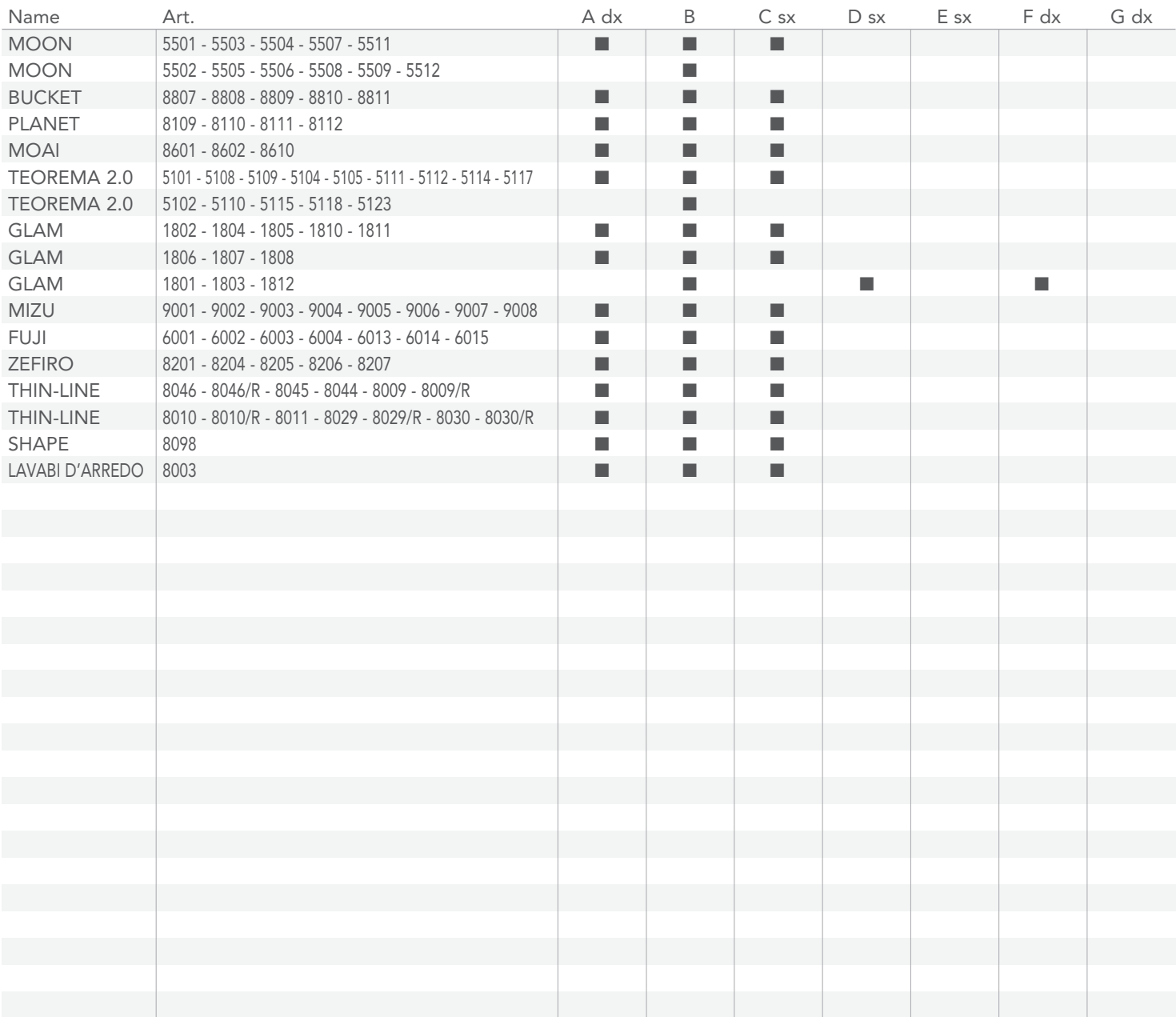
- Bei fehlender Angabe des Modells wird das Waschbecken ohne Bohrung geliefert - Für Bohrungen an Waschbecken, die nicht in der Liste enthalten sind, wird ein Zuschlag von 50 Euro berechnet - Nur die Waschbecken aus dem Katalog Scarabeo 2024 sind kombinierbar, sofern nicht anders angegeben

- Si non è stato specificato il lavabo, la encimera se envia sin orificio - Si se desea un orificio para un lavabo que no figura en la lista, el coste extra neto es de 50 euros - Los únicos lavabos instalables son aquellos del catálogo Scarabeo 2024, salvo en caso de disposiciones diferentes

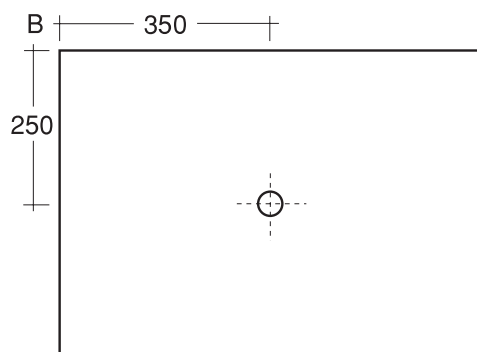
- Си умывальник не будет заказан, столешница будет отправлена без отверстия - Си необходимо выполнить отверстие для умывальника, который не входит в перечень, наценка-нетто составит 50 евро - Соединяются только умывальники из каталога Scarabeo 2024, за исключением других типов размещений

ART. 2101 = 950 X 500 mm

A dx + 520





[illegible]

- Se non viene specificato il lavabo il top viene inviato senza foro - Se si desidera un foro per un lavabo non in lista il costo extra netto è di Euro 50 - I soli lavabi abbinabili sono quelli nel catalogo Scarabeo 2024, salvo diverse disposizioni

- If the washbasin is not indicated, the top is shipped without hole - The additional net cost for a hole in a washbasin that is not in the list is Euro 50 - Only the washbasins contained in the Scarabeo 2024 catalogue can be matched, except where otherwise stated

- Si le type de lavabo n'est pas précisé, le plan est envoyé sans perçement - Si vous souhaitez un perçement pour un lavabo hors catalogue, 50 euros seront facturés en supplément - Les seuls lavabos combinables sont repris dans le catalogue Scarabeo 2024, sauf mention contraire

- Bei fehlender Angabe des Modells wird das Waschbecken ohne Bohrung geliefert - Für Bohrungen an Waschbecken, die nicht in der Liste enthalten sind, wird ein Zuschlag von 50 Euro berechnet - Nur die Waschbecken aus dem Katalog Scarabeo 2024 sind kombinierbar, sofern nicht anders angegeben

- Si no está especificado el lavabo, la encimera se envía sin orificio - Si se desea un orificio para un lavabo que no figura en la lista, el coste extra neto es de 50 euros - Los únicos lavabos instalables son aquellos del catálogo Scarabeo 2024, salvo en caso de disposiciones diferentes

- Якщо умивальник не був вказаний, стомешниця буде отримана без отворів - Якщо необхідно виконати отвір для умивальника, який не є в переліку, наценка-нетто становитиме 50 євро - Стовіються тільки умивальники зі каталога Scarabeo 2024, за виключенням інших типів розміщення



Art. 2201



**ROUND MIRROR - BACKLIT - Ø50 Cm**

Specchio tondo retroilluminato  
Round backlit mirror  
Miroir rétroéclairé rond  
Runder spiegel hinten beleuchtet  
Espejo retroiluminado redondo  
Зеркало с подсветкой круглое

Con interruttore  
With switch  
Avec interrupteur  
Mit Schalter  
Con interruptor  
С ВЫКЛЮЧАТЕЛЕМ

--

Art. 2202



**ROUND MIRROR - BACKLIT - Ø70 Cm**

Specchio tondo retroilluminato  
Round backlit mirror  
Miroir rétroéclairé rond  
Runder spiegel hinten beleuchtet  
Espejo retroiluminado redondo  
Зеркало с подсветкой круглое

Con interruttore  
With switch  
Avec interrupteur  
Mit Schalter  
Con interruptor  
С ВЫКЛЮЧАТЕЛЕМ

--

Art. 2211



**ROUND MIRROR - BACKLIT - Ø90 Cm**

Specchio tondo retroilluminato  
Round backlit mirror  
Miroir rétroéclairé rond  
Runder spiegel hinten beleuchtet  
Espejo retroiluminado redondo  
Зеркало с подсветкой круглое

Con interruttore  
With switch  
Avec interrupteur  
Mit Schalter  
Con interruptor  
С ВЫКЛЮЧАТЕЛЕМ

--

Art. 2203



**RECTANGULAR MIRROR - BACKLIT - 60 x 60 Cm**

Specchio rettangolare retroilluminato  
Rectangular backlit mirror  
Miroir rétroéclairé rectangulaire  
Rechteckiger spiegel hinten beleuchtet  
Espejo retroiluminado rectangular  
Зеркало с подсветкой прямоугольное

Con interruttore  
With switch  
Avec interrupteur  
Mit Schalter  
Con interruptor  
С ВЫКЛЮЧАТЕЛЕМ

--

MIRROR



Art. 2204


**RECTANGULAR MIRROR - BACKLIT** - 80 x 60 Cm

Specchio rettangolare retroilluminato  
 Rectangular backlit mirror  
 Miroir rétroéclairé rectangulaire  
 Rechteckiger spiegel hinten beleuchtet  
 Espejo retroiluminado rectangular  
 Зеркало с подсветкой прямоугольное

--

Con interruttore  
 With switch  
 Avec interrupteur  
 Mit Schalter  
 Con interruptor  
 С ВЫКЛЮЧАТЕЛЕМ

Art. 2205


**RECTANGULAR MIRROR - BACKLIT** - 100 x 60 Cm

Specchio rettangolare retroilluminato  
 Rectangular backlit mirror  
 Miroir rétroéclairé rectangulaire  
 Rechteckiger spiegel hinten beleuchtet  
 Espejo retroiluminado rectangular  
 Зеркало с подсветкой прямоугольное

--

Con interruttore  
 With switch  
 Avec interrupteur  
 Mit Schalter  
 Con interruptor  
 С ВЫКЛЮЧАТЕЛЕМ

Art. 2212


**RECTANGULAR MIRROR - BACKLIT** - 120 x 70 Cm

Specchio rettangolare retroilluminato  
 Rectangular backlit mirror  
 Miroir rétroéclairé rectangulaire  
 Rechteckiger spiegel hinten beleuchtet  
 Espejo retroiluminado rectangular  
 Зеркало с подсветкой прямоугольное

--

Con interruttore  
 With switch  
 Avec interrupteur  
 Mit Schalter  
 Con interruptor  
 С ВЫКЛЮЧАТЕЛЕМ

Art. 2213

**RECTANGULAR MIRROR - BACKLIT** - 140 x 70 Cm

Specchio rettangolare retroilluminato  
 Rectangular backlit mirror  
 Miroir rétroéclairé rectangulaire  
 Rechteckiger spiegel hinten beleuchtet  
 Espejo retroiluminado rectangular  
 Зеркало с подсветкой прямоугольное

--

Con interruttore  
 With switch  
 Avec interrupteur  
 Mit Schalter  
 Con interruptor  
 С ВЫКЛЮЧАТЕЛЕМ

Art. 2206

An oval mirror with a light grey frame and a small blue dot at the bottom center, indicating the backlit feature.

OVAL MIRROR - BACKLIT - 70 x 40 Cm

Specchio ovale retroilluminato

Oval backlit mirror

Miroir rétroéclairé ovale

Ovaler spiegel hinten beleuchte

Espejo retroiluminado ovalado

Зеркало с подсветкой Овальное

Con interruttore  
With switch  
Avec interrupteur  
Mit Schalter  
Con interruptor  
С ВЫКЛЮЧАТЕЛЕМ

--

Art. 2207

An oval mirror with a light grey frame and a small blue dot at the bottom center, indicating the backlit feature.

OVAL MIRROR - BACKLIT - 100 x 45 Cm

Specchio ovale retroilluminato

Oval backlit mirror

Miroir rétroéclairé ovale

Ovaler spiegel hinten beleuchte

Espejo retroiluminado ovalado

Зеркало с подсветкой Овальное

Con interruttore  
With switch  
Avec interrupteur  
Mit Schalter  
Con interruptor  
С ВЫКЛЮЧАТЕЛЕМ

--

Art. 2208

An oval mirror with a light grey frame and a small blue dot at the bottom center, indicating the backlit feature.

OVAL MIRROR - BACKLIT - 120 x 45 Cm

Specchio ovale retroilluminato

Oval backlit mirror

Miroir rétroéclairé ovale

Ovaler spiegel hinten beleuchte

Espejo retroiluminado ovalado

Зеркало с подсветкой Овальное

Con interruttore  
With switch  
Avec interrupteur  
Mit Schalter  
Con interruptor  
С ВЫКЛЮЧАТЕЛЕМ

--

Art. 2120

**TRINO T MIRROR - 80 x 75 Cm**

Specchio Trino T  
Trino T mirror  
Miroir Trino T  
Trino T spiegel  
Espejo Trino T  
Зеркало Trino T

--



Art. 2121

**TRINO Q MIRROR - 80 x 55 Cm**

Specchio Trino Q  
Trino Q mirror  
Miroir Trino Q  
Trino Q spiegel  
Espejo Trino Q  
Зеркало Trino Q

--



Art. 2023

**BULB LAMP**


Lampada a bulbo  
Bulb lamp  
Lampe ampoule  
Glühlampe  
Lámpara de bulbo  
Светильник купол

--





Art. 2209



Resistenza antiappannamento 12V  
12V anti-fog resistance  
Résistance anti-buée12V  
Kondensschutz-Widerstand 12 V  
Resistencia antiempañamiento 12V  
Обогреватель для зеркала 12 В

--


Art. 2210




Impianto bluethoot per specchio  
Bluetooth system for mirror  
Installation Bluetooth pour miroir  
Bluetooth-Systemfür Spiegel  
Sistema Bluetooth para espejo  
Устройство Bluetooth для зеркала


--

Art. 2404




ABLE - 90 x 50 Cm  
Specchio con mensole,  
Orizzonale / Verticale  
Mirror with shelves, Horizontal / Vertical  
Miroir avec étagères, horizontale/verticale  
Spiegel mit Ablagen, horizontal/vertikal  
Espejo con repisas, horizontal/vertical  
Зеркало с полками, горизонтальное или вертикальное


NROP


GRG

Art. 2403



ABLE - 90 x 50 Cm  
Specchio senza mensole,  
Orizzonale / Verticale  
Mirror without shelves, Horizontal / Vertical  
Miroir sans étagères, horizontale/verticale  
Spiegel ohne Ablagen, horizontal/vertikal  
Espejo sin repisas, horizontal/vertical  
Зеркало без полок, горизонтальное или вертикальное


NROP

GRG

## Art. 2301

**FOLD** - L53,5 H60 Cm


Specchio tondo con mensola  
 Round mirror with shelf  
 Miroir rond avec étagère  
 Runder Spiegel mit Ablage  
 Espejo redondo con repisa  
 Зеркало круглое с полкой



## Art. 2302

**FOLD** - L51 H82 Cm

Specchio in tubolare tondo  
 con mensola e porta bicchiere  
 Tubular round mirror with shelf  
 and glass holder  
 Miroir avec tube rond, étagère  
 et porte-gobelet  
 Spiegel mit Rahmen aus rundem Rohr,  
 Ablage und Becherhalter  
 Espejo tubular redondo con repisa  
 y soporte para vaso  
 Зеркало круглое из трубчатого профиля  
 с полкой и подстаканником



## Art. 2304

**FOLD** - L37 P8 H25 Cm

Specchio contenitore a muro  
 apertura laterale  
 Mirror with wall container  
 and lateral opening  
 Miroir avec caisson mural  
 ouverture latérale  
 Spiegelschrank mit seitlicher Öffnung  
 Espejo contenedor de pared apertura lateral  
 Настенный зеркальный шкафчик,  
 открывающийся сбоку



Art. 2704

SCARABEO LAILA - L45 H90 Cm

Specchio con porta asciugamano,

mensola, applique integrata

Mirror with towel rail, shelf,  
and built-in wall lamp

Miroir avec porte-serviette,

tablette, applique intégrée

Spiegel mit Handtuchhalter,

Ablage und integrierter Leuchte

Espejo con toallero, repisa,

applique integrado

Зеркало с держателем для полотенца,

полкой и встроенным светильником бра



NROP



GRG



TRT



ORS





Art. 1842

**RECTANGULAR MIRROR** - 80 x 70 Cm

Specchio rettangolare  
 Rectangular mirror  
 Miroir rectangulaire  
 Rechteckiger spiegel  
 Espejo rectangular  
 Зеркало прямоугольное

--

Art. 1841

**ROUND MIRROR** - Ø50 Cm

Specchio tondo  
 Round mirror  
 Miroir rond  
 Runder spiegel  
 Espejo redondo  
 Зеркало круглое

--

Art. 1843

**ROUND MIRROR** - Ø75 Cm

Specchio tondo  
 Round mirror  
 Miroir rond  
 Runder spiegel  
 Espejo redondo  
 Зеркало круглое

--

Art. 2111



MIRROR - 70 x 50 Cm

Specchio  
Mirror  
Miroir  
Spiegel  
Espejo  
Зеркало

--

Con presa e interruttore  
With socket and switch  
Avec prise et interrupteur  
Mit schalteranschluss  
Con toma e interruptor  
С розеткой и выключателем

Art. 2112



MIRROR - 95 x 50 Cm

Specchio  
Mirror  
Miroir  
Spiegel  
Espejo  
Зеркало

--

Con presa e interruttore  
With socket and switch  
Avec prise et interrupteur  
Mit schalteranschluss  
Con toma e interruptor  
С розеткой и выключателем

Art. 2113



MIRROR - 120 x 50 Cm

Specchio  
Mirror  
Miroir  
Spiegel  
Espejo  
Зеркало

--

Con presa e interruttore  
With socket and switch  
Avec prise et interrupteur  
Mit schalteranschluss  
Con toma e interruptor  
С розеткой и выключателем

Art. 2114



MIRROR - 70 x 75 Cm

Specchio  
Mirror  
Miroir  
Spiegel  
Espejo  
Зеркало

--

Con presa e interruttore  
With socket and switch  
Avec prise et interrupteur  
Mit schalteranschluss  
Con toma e interruptor  
С розеткой и выключателем

## Art. 2115

## MIRROR - 95 x 75 Cm



Specchio  
Mirror  
Miroir  
Spiegel  
Espejo  
Зеркало

--

Con presa e interruttore  
With socket and switch  
Avec prise et interrupteur  
Mit schalteranschluss  
Con toma e interruptor  
С розеткой и выключателем

## Art. 2116

## MIRROR - 120 x 75 Cm



Specchio  
Mirror  
Miroir  
Spiegel  
Espejo  
Зеркало

--

Con presa e interruttore  
With socket and switch  
Avec prise et interrupteur  
Mit schalteranschluss  
Con toma e interruptor  
С розеткой и выключателем

## Art. 2117

## LED LAMP



Lampada LED  
LED lamp  
Lampe LED  
LED-leuchte  
Lámpara LED  
Светильник светодиодный

--





# Bathtubs

Scarabeo presenta per la prima volta una collezione di vasche da bagno in stile contemporaneo. Le tre collezioni MOON, TEOREMA 2.0 e GLAM si arricchiscono dell'elemento vasca per offrire una continuità di design con i lavabi e i sanitari. La vasca MOON riprende le forme generose e arrotondate e i bordi sottili che caratterizzano l'intera collezione. Un oggetto armonico ed elegante capace di rendersi protagonista della sala da bagno. La vasca TEOREMA 2.0 presenta un rigoroso design squadrato, tipico della collezione, che delinea un ambiente decisamente moderno ed essenziale. La vasca GLAM è caratterizzata da una forma a catino, minimal e accogliente al tempo stesso. Bordi alti e sottili per pause di relax confortevoli e distensive. Tre proposte diverse che vogliono rispondere alle esigenze di un pubblico ampio e variegato che desidera un bagno completo, coordinato e di design.

Scarabeo is presenting a range of contemporary-style bathtubs for the very first time. The bathtub has been added to the three MOON, TEOREMA 2.0 and GLAM collections to offer continuity of design with the washbasins and sanitary ware. The MOON bathtub reflects the generous proportions and thin edges of the entire collection. A harmonious and elegant element that can become the centrepiece of the bathroom. The TEOREMA 2.0 bathtub has the typical rigorously square shape of the collection, creating a decidedly modern and simple environment. The GLAM bathtub has a bowl shape, minimalist and embracing at the same time. The high, thin edges are perfect for a comfortable and relaxing bath-time break. Three different proposals to meet the needs of a broad and varied public seeking a complete, coordinated and stylish bathroom.

SCARABEO DESIGN

Art. 7022 - 180 x 80 x h 60 Cm







Art. 7024

MOON BATHTUB 156 - 156 x 81 x h 58 Cm - 37 Kg

Vasca  
Bathtub  
Baignoire  
Wanne  
Bañera  
Ванна


WHITE GLOSSY

WHITE MATT

COLORS



\* Solo esterno  
\* Only external  
\* Seulement extérieur  
\* Nur extern  
\* Solo externo  
\* Только внешний



Art. 7026

TEOREMA 2.0 BATHTUB 170 - 170 x 75 x h 60 Cm - 68 Kg

Vasca  
Bathtub  
Baignoire  
Wanne  
Bañera  
Ванна


WHITE GLOSSY

WHITE MATT

COLORS



- \* Solo esterno
- \* Only external
- \* Seulement extérieur
- \* Nur extern
- \* Solo externo
- \* Только внешний





Art. 7026 - 170 x 75 x h 60 Cm





Art. 7020

GLAM BATHTUB 150 - 150 x 70 x h 60 Cm - 40 Kg

Vasca  
Bathtub  
Baignoire  
Wanne  
Bañera  
Ванна

WHITE GLOSSY

WHITE MATT

COLORS



\* Solo esterno  
\* Only external  
\* Seulement extérieur  
\* Nur extern  
\* Solo externo  
\* Только внешний



Art. 7022

GLAM BATHTUB 180 - 180 x 80 x h 60 Cm - 60 Kg

Vasca  
Bathtub  
Baignoire  
Wanne  
Bañera  
Ванна

WHITE GLOSSY

WHITE MATT

COLORS



\* Solo esterno  
\* Only external  
\* Seulement extérieur  
\* Nur extern  
\* Solo externo  
\* Только внешний





Art. 5359 - 170 x 80 x h 72 Cm



## Art. 5359

**CASTELLANA BATHTUB** - 170 x 80 x h 72 Cm - 60 Kg

Vasca con colonna di scarico e set piedi inclusi

Bathtub with waste and feet included

Baignoire avec tuyau d'évacuation et set pieds inclus

Wanne inklusive Abflussrohr und Füßen

Bañera con desagüe y 4 pies incluidos

Ванна с колонной слива и ножками

**WHITE** WHITE**WHITE** CHROME

CR

**WHITE** GOLD / BRONZE

OR



BR



## Art. 5360

**SPARE FEET AND BRACKETS**

Staffe e piedini di ricambio

Spare feet and brackets

Supports et pieds de rechange

Ersatzbügel und -füsse

Soportes y pies de recambio

Кронштейны и опоры запасные

**WHITE****CHROME**

CR

**GOLD / BRONZE**

OR



BR




## PIATTO DOCCIA IN GRES PORCELLANATO E-GRES SHOWER TRAY


Innovazione e design sostenibile, un piatto doccia all'avanguardia... Scarabeo presenta STEP, una nuova idea di piatto doccia, rivoluzionaria nel suo genere, esteticamente appagante ed assolutamente fruibile in qualsiasi contesto senza limiti di alcun genere. STEP, in e-Gres, non è un semplice piatto doccia, ma un blocco unico, dello spessore di 25/27 mm., in Gres Porcellanato Smaltato, con la possibilità di essere tagliato su misura al momento del posizionamento e perfetto per il montaggio a Filo Pavimento. Una soluzione che elimina ogni tipo di problematica legata alle dimensioni, sia di grandezza che di spessore, perché si può inserire con estrema facilità ovunque. STEP è stato pensato in un'ottica ecologicamente sostenibile: l'e-GRES, prodotto a livello industriale, riutilizza tutti i residui che provengono dal processo di lavorazione in un'ottica di Economia Circolare e Riciclo al 100%. Ne scaturisce un materiale duttile ed incredibilmente resistente agli usi più frequenti, adatto alle condizioni ambientali più estreme: è idrorepellente, può supportare un carico fino a 1000kg, resistente all'abrasione, agli acidi, resiste alle macchie, non teme gli sbalzi termici e le avversità meteorologiche, è interamente antiscivolo (Cat. A+B) e la texture della superficie, disponibile in diverse colorazioni, non subisce alcun tipo di alterazione causata dalla luce.

Innovation and sustainable design, a cutting-edge shower tray... Scarabeo presents STEP, a new and revolutionary idea of a shower tray, aesthetically satisfying and absolutely usable in any context without limits. STEP, in e-Gres, is not a simple shower tray, but a single block, 25/27 mm thick, in glazed porcelain stoneware. It can be cut to size upon positioning and it is perfect for flush-to-floor assembly. A solution eliminating any kind of problem related to dimensions, both size and thickness, because it can be inserted extremely easily anywhere. STEP was designed from an ecologically sustainable perspective: e-GRES, produced at an industrial level, reuses all the residues coming from the manufacturing process in a Circular Economy and 100% Recycling perspective. The result is a ductile material, incredibly resistant to the most frequent uses, suitable for the most extreme environmental conditions: it is water-repellent, can support a load of up to 1000kg, resistant to abrasion, acids, stains, is not susceptible to temperature changes and adverse weather conditions, is entirely non-slip (Cat. A+B) and the surface texture, available in different colors, remains unaltered in the face of light-induced alterations.

SCARABEO DESIGN



Art. XXXX



winner



EP3983189






Art. 3012\_41S  
80 x 140 x h 2,5 Cm

## Art. 3011

80 x 100 x h 2,5 Cm - 44 kg

## COLORS



Piatto Doccia Step 80 x 100 Cm comprensivo di griglia in acciaio lucido

Step Shower Tray 80 x 100 Cm with polished steel grille

Receveur de douche Step 80 x 100 Cm avec grille en acier brillant

Duschwanne Step 80 x 100 Cm, inklusive Gitter aus glänzendem Stahl

Base ducha Step 80 x 100 Cm con rejilla de acero brillante

Душевой поддон Step 80 x 100 Cm в комплекте с решеткой из глянцевой стали


PALLET QUANTITY: 25

## BIOKER

## Art. 3010

80 x 120 x h 2,5 Cm - 54 kg

## COLORS



Piatto Doccia Step 80 x 120 Cm comprensivo di griglia in acciaio lucido

Step Shower Tray 80 x 120 Cm with polished steel grille

Receveur de douche Step 80 x 120 Cm avec grille en acier brillant

Duschwanne Step 80 x 120 Cm, inklusive Gitter aus glänzendem Stahl

Base ducha Step 80 x 120 Cm con rejilla de acero brillante

Душевой поддон Step 80 x 120 Cm в комплекте с решеткой из глянцевой стали


PALLET QUANTITY: 25

## BIOKER

Art. 3012

80 x 140 x h 2,5 Cm - 65 kg

COLORS



Piatto Doccia Step 80 x 140 Cm comprensivo di griglia in acciaio lucido  
Step Shower Tray 80 x 140 Cm with polished steel grille  
Receveur de douche Step 80 x 140 Cm avec grille en acier brillant  
Duschwanne Step 80 x 140 Cm, inklusive Gitter aus glänzendem Stahl  
Base ducha Step 80 x 140 Cm con rejilla de acero brillante  
Душевой поддон Step 80 x 140 Cm в комплекте с решеткой из глянцевой стали



PALLET QUANTITY: 17

BIOKER

Art. 3013

80 x 160 x h 2,5 Cm - 70 kg

COLORS



Piatto Doccia Step 80 x 160 Cm comprensivo di griglia in acciaio lucido  
Step Shower Tray 80 x 160 Cm with polished steel grille  
Receveur de douche Step 80 x 160 Cm avec grille en acier brillant  
Duschwanne Step 80 x 160 Cm, inklusive Gitter aus glänzendem Stahl  
Base ducha Step 80 x 160 Cm con rejilla de acero brillante  
Душевой поддон Step 80 x 160 Cm в комплекте с решеткой из глянцевой стали

PALLET QUANTITY: 17

BIOKER





Art. 3016\_41S  
90 x 140 x h 2,5 Cm




Art. 3017\_51S  
90 x 160 x h 2,5 Cm

## Art. 3014

90 x 100 x h 2,5 Cm - 48 kg

## COLORS



Piatto Doccia Step 90 x 100 Cm comprensivo di griglia in acciaio lucido

Step Shower Tray 90 x 100 Cm with polished steel grille

Receveur de douche Step 90 x 100 Cm avec grille en acier brillant

Duschwanne Step 90 x 100 Cm, inklusive Gitter aus glänzendem Stahl

Base ducha Step 90 x 100 Cm con rejilla de acero brillante

Душевой поддон Step 90 x 100 Cm в комплекте с решеткой из глянцевой стали


PALLET QUANTITY: 20

**BIOKER**

## Art. 3015

90 x 120 x h 2,5 Cm - 58 kg

## COLORS



Piatto Doccia Step 90 x 120 Cm comprensivo di griglia in acciaio lucido

Step Shower Tray 90 x 120 Cm with polished steel grille

Receveur de douche Step 90 x 120 Cm avec grille en acier brillant

Duschwanne Step 90 x 120 Cm, inklusive Gitter aus glänzendem Stahl

Base ducha Step 90 x 120 Cm con rejilla de acero brillante

Душевой поддон Step 90 x 120 Cm в комплекте с решеткой из глянцевой стали

PALLET QUANTITY: 20

**BIOKER**







Art. 3017\_51S  
90 x 160 x h 2,5 Cm



Art. 3016

90 x 140 x h 2,5 Cm - 68 kg

COLORS





Piatto Doccia Step 90 x 140 Cm comprensivo di griglia in acciaio lucido  
Step Shower Tray 90 x 140 Cm with polished steel grille  
Receveur de douche Step 90 x 140 Cm avec grille en acier brillant  
Duschwanne Step 90 x 140 Cm, inklusive Gitter aus glänzendem Stahl  
Base ducha Step 90 x 140 Cm con rejilla de acero brillante  
Душевой поддон Step 90 x 140 Cm в комплекте с решеткой из глянцевой стали

PALLET QUANTITY: 17

Art. 3017

90 x 160 x h 2,5 Cm - 78 kg

COLORS



Piatto Doccia Step 90 x 160 Cm comprensivo di griglia in acciaio lucido  
Step Shower Tray 90 x 160 Cm with polished steel grille  
Receveur de douche Step 90 x 160 Cm avec grille en acier brillant  
Duschwanne Step 90 x 160 Cm, inklusive Gitter aus glänzendem Stahl  
Base ducha Step 90 x 160 Cm con rejilla de acero brillante  
Душевой поддон Step 90 x 160 Cm в комплекте с решеткой из глянцевой стали

PALLET QUANTITY: 15

BIOKER





Art. 3012\_52S  
80 x 140 x h 2,5 Cm



x2 Art. 3012\_52S  
80 x 140 x h 2,5 Cm






Art. 3030



Piletta di scarico H 58 mm  
Waste H 58 mm  
Bonde de décharge H 58 mm  
Abfluss Höhe 58 mm  
Desagüe H 58 mm  
Донный клапан В. 58 мм

Art. 3032



Guaina water stop in polipropilene  
Polypropylene water stop seal  
Gaine étanche en polypropylène  
Wasserstopp-Dichtung aus Polypropylen  
Cubierta water stop de polipropileno  
Гидроизоляция water stop из пропилена

Art. 3031



Griglia colorata tono su tono  
Tone-on-tone coloured grille  
Grille colorée ton sur ton  
Gitterfarbe Ton in Ton  
Rejilla de color tono sobre tono  
Цветная решетка тон в тон

COLORS

  
41S

  
51S

  
52S

Art. 3034



Ricambio griglia in acciaio lucido  
Polished steel spare grille  
Pièce de rechange grille en acier brillant  
Ersatzgitter aus glänzendem Stahl  
Recambio rejilla de acero brillante  
Запасная решетка из глянцевой стали

  
CR

Art. 3033A

Taglio lineare (prezzo riferito ad un unico taglio)  
Linear cut (price refers to one cut only)  
Coupe linéaire (prix relatif à une seule coupe)  
Linearer Schnitt (Preis pro Schnitt)  
Corte lineal (precio por un solo corte)  
Линейный рез (цена относится к единому резу)

Art. 3033B

Taglio sagomato (prezzo riferito ad un unico taglio)  
Shaped cut (price refers to one cut only)  
Coupe profilée (prix relatif à une seule coupe)  
Profilschnitt (Preis pro Schnitt)  
Corte perfilado (precio por un solo corte)  
Фигурный рез (цена относится к единому резу)

Art. ESPP1




Espositore per piatto doccia step  
 Shower tray display  
 Presentoir pour receveur de douche  
 Aussteller für duschwanne  
 Expositor para plato de ducha  
 Экспозитор для душевого поддона

### Step colors



41S  
STEP  
PEARL



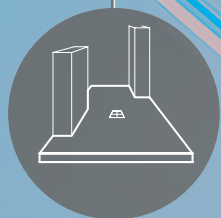
51S  
STEP  
ASH



52S  
STEP  
SAND

Un materiale perfetto per un piatto doccia solido e durevole, ideale in ogni tipo di sala da bagno, residenziale o contract, ottimale anche per gli ambienti esterni. Igienicamente sicuro, STEP è la nuova frontiera della zona doccia, un connubio tra artigianalità e industria, tra natura ed ecologia.

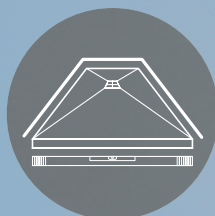
A perfect material for a tough and durable shower tray, ideal for any type of residential or contract-sector bathroom, as well as for outdoor use. Hygienically safe, STEP is the latest frontier in the shower world, a combination of craftsmanship and industry, nature and ecology.



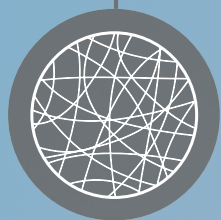
Configurabilità attraverso taglio in opera  
Configuration through cutting during installation




Impermeabilità superficie  
Surface impermeability



Rettilinearità spigoli-Planarità  
Straightness of edges-flatness



Superficie anticavillo  
Anti-crazing surface



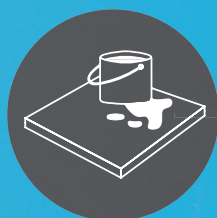
Elevata resistenza alla flessione  
High flexural strength




Alta resistenza al carico statico concentrato  
High resistance to static loading



Resistenza alle macchie  
Stain resistance



Resistenza  
all'abrasione profonda  
Deep abrasion resistance



Alta resistenza ad  
usura-urti-abrasioni  
High resistance to  
wear-impacts-abrasions



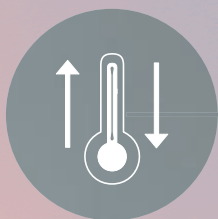
Superficie antiscivolo totale  
Totally non-slip surface



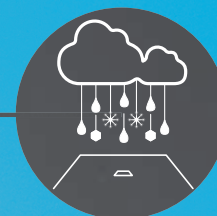
Resistente agli attacchi acidi  
Resistance to acids




Resistenza agli sbalzi termici  
Resistance to thermal shock




Resistenza alle  
precipitazioni meteoriche  
Resistance to precipitation









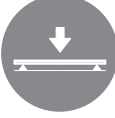








Resistenza al gelo  
Frost resistance



Resistenza all'esposizione prolungata ai  
raggi solari  
Resistance to prolonged  
exposure to sunlight




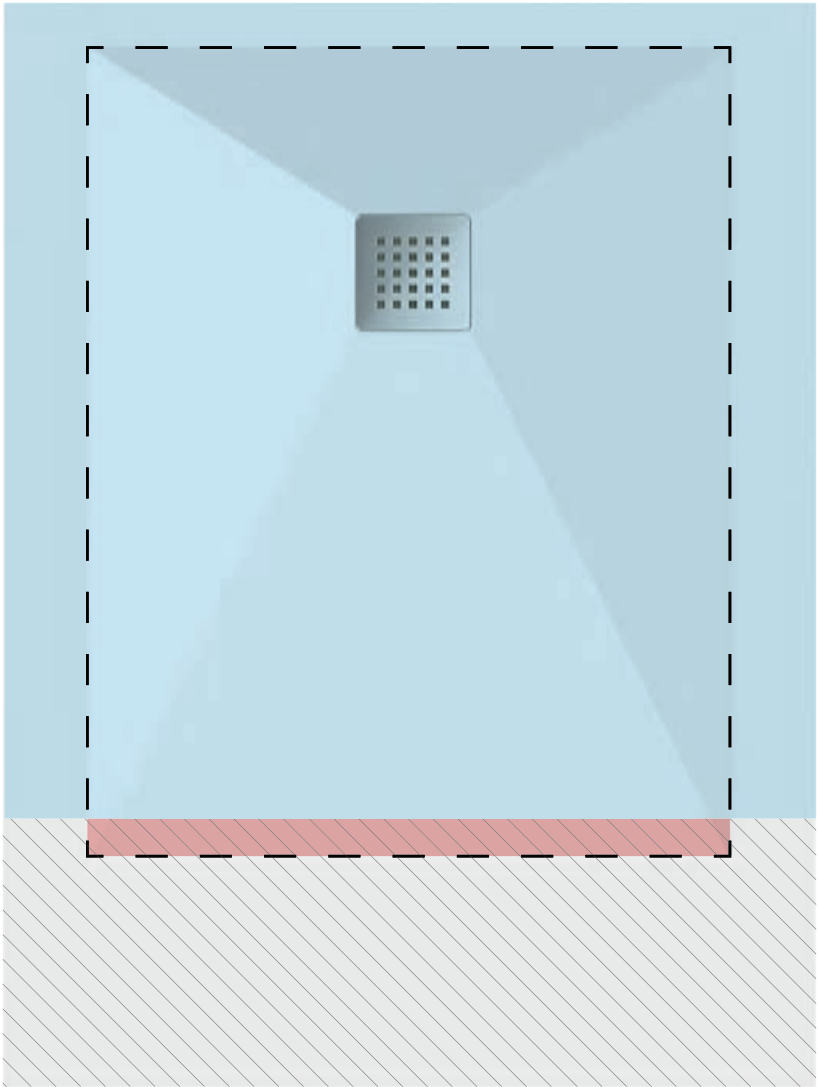
		NORM	TEST RESULTS
	Configurabilità attraverso taglio in opera - Configuration through cutting during installation Configuration par coupe sur chantier - Beim Verlegen durch Zuschnitt konfigurierbar Configuración a través de corte en obra - Возможность настройки при резке на месте		
	Superficie antiscivolo totale - Totally non-slip surface Surface intégralement antidérapante - Vollständig rutschfeste Oberfläche Superficie antideslizante total - Совершенно нескользящая поверхность	DIN 51130 R9/R13 DIN 51097 A+B	CONFORME - COMPLIANT CONFORME - KONFORM CONFORME - COOTBETCTBIE
	Rettilineità spigoli-Planarità - Straightness of edges-flatness Linéarité arrêtes-planéité - Geradlinigkeit der Kanten - Ebenheit Aristas rectilíneas-Planaridad - Прямолинейность кромок - плоскость	UNI EN ISO 10545-2	CONFORME - COMPLIANT CONFORME - KONFORM CONFORME - COOTBETCTBIE
	Resistente agli attacchi acidi - Resistance to acids Résistance aux attaques acides - Säurebeständig Resistencia a los ataques ácidos - Устойчивость к воздействию кислот	UNI EN ISO 10545-13	CONFORME - COMPLIANT CONFORME - KONFORM CONFORME - COOTBETCTBIE
	Resistenza agli sbalzi termici - Resistance to thermal shock Résistance aux écarts de température - Beständigkeit gegen Temperaturschwankungen Resistencia a las variaciones térmicas - Устойчивость к перепадам температуры	UNI EN ISO 10545-8	CONFORME - COMPLIANT CONFORME - KONFORM CONFORME - COOTBETCTBIE
	Resistenza al gelo - Frost resistance Résistance au gel - Frostbeständig Resistencia a las heladas - Морозостойкость	UNI EN ISO 10545-12	CONFORME - COMPLIANT CONFORME - KONFORM CONFORME - COOTBETCTBIE
	Superficie anticavillo - Anti-crazing surface Surface résistante aux micro-fissures - Gegen Haarrisse geschützte Oberfläche Superficie resistente al agrietamiento - Поверхность, устойчивая к микротрещинам		
	Alta resistenza ad usura-urti-abrasioni - High resistance to wear-impacts-abrasions Haute résistance à l'usure/aux chocs et aux abrasions - Hohe Beständigkeit gegen Abnutzung, Stöße und Abrieb - Alta resistencia a desgaste-choques-abrasiones - Высокая устойчивость к износу, ударам и истиранию	UNI EN ISO 10545-5	CONFORME - COMPLIANT CONFORME - KONFORM CONFORME - COOTBETCTBIE
	Elevata resistenza alla flessione - High flexural strength Grande résistance à la flexion - Hohe Biegefestigkeit Alta resistencia a la flexión - Высокая прочность на изгиб	UNI EN ISO 10545-4	CONFORME - COMPLIANT CONFORME - KONFORM CONFORME - COOTBETCTBIE
	Resistenza alle macchie - Stain resistance Résistance aux taches - Fleckenbeständigkeit Resistencia a las manchas - Устойчивость к появлению пятен	UNI EN ISO 10545-14	CONFORME - COMPLIANT CONFORME - KONFORM CONFORME - COOTBETCTBIE
	Resistenza all'esposizione prolungata ai raggi solari - Resistance to prolonged exposure to sunlight - Résistance à l'exposition prolongée aux rayons du soleil - Beständigkeit gegen lang anhaltende Sonneneinstrahlung - Resistencia a la exposición prolongada a los rayos solares - Устойчивость к длительному воздействию солнечных лучей	DIN 51094	CONFORME - COMPLIANT CONFORME - KONFORM CONFORME - COOTBETCTBIE
	Resistenza alle precipitazioni meteoriche - Resistance to precipitation Résistance aux précipitations météoriques - Beständigkeit gegen Niederschläge Resistencia a las precipitaciones - Устойчивость к атмосферным осадкам		
	Alta resistenza al carico statico concentrato - High resistance to static loading Grande résistance à la charge statique concentrée - Hohe Beständigkeit gegen statische Punktlast - Alta resistencia a la carga estática concentrada - Высокая устойчивость к сосредоточенной статической нагрузке		
	Resistenza all'abrasione profonda - Deep abrasion resistance Résistance à l'abrasion profonde - Beständigkeit gegen Tiefenabrieb Resistencia a la abrasión profunda - Устойчивость к глубокому истиранию	UNI EN ISO 10545-6	CONFORME - COMPLIANT CONFORME - KONFORM CONFORME - COOTBETCTBIE
	Impermeabilità superficie - Surface impermeability Surface imperméable - Wasserdichte Oberfläche Impermeabilidad de la superficie - Водонепроницаемая поверхность	UNI EN ISO 10545-3	CONFORME - COMPLIANT CONFORME - KONFORM CONFORME - COOTBETCTBIE







TAGLIO SU MISURA - CUT TO MEASURE



Area di taglio  
Cutting area  
Aire de découpe  
Schnittfläche  
Área de corte  
Зона реза



Lo spazio evidenziato, non può subire operazioni di taglio  
The indicated space cannot be cut  
L'espace est visible et ne peut pas subir les découpes  
In dem hervorgehobenen Bereich kann nicht geschnitten werden  
El espacio evidenciado no puede someterse a operaciones de corte  
В выделенной области запрещается производить резы

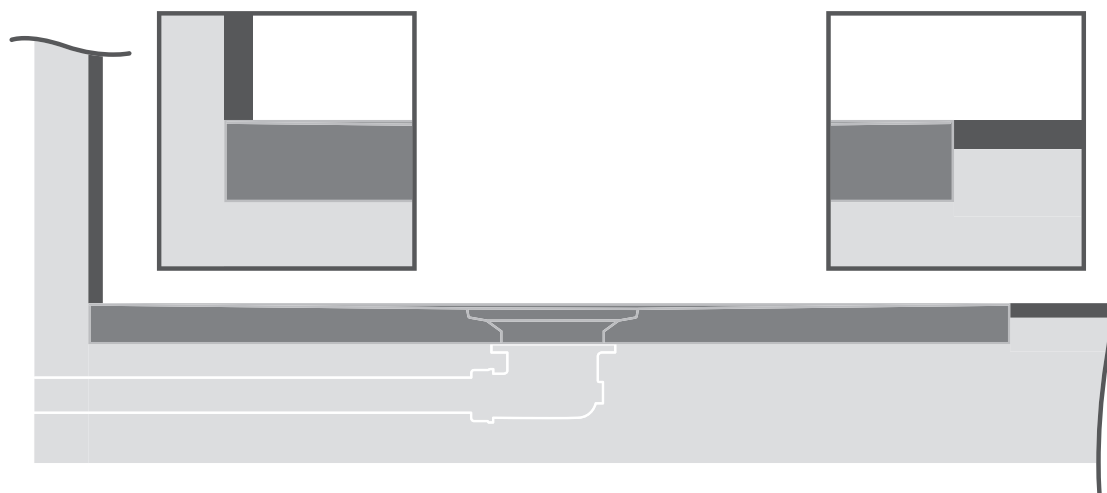


Inizio pendenza  
Beginning of the slope  
Commencement pente  
Anfang Steigung  
Comienzo de la pendiente  
Начало уклона





Taglio massimo consentito da inizio pendenza = 5 Cm  
Maximum cut from the beginning of the slope = 5 Cm  
Découpe maximale de commencement pente = 5 Cm  
Maximal zulässiger Schnitt ab Steigung = 5 Cm  
Corte máximo permitido desde el comienzo de la pendiente = 5 Cm  
Максимально допустимый обрез от начала уклона = 5 см

# INSTALLAZIONE - INSTALLATION



Installazione filo pavimento - Built-in shower tray installation  
 Installation receveur encastré - Unterputz-Installation der Duschwanne  
 Instalación a ras del pavimento - Установка заподлицо с полом

Guaina water stop - Water stop seal



Guaina water stop in polipropilene - Polypropylene water stop seal  
 Gaine étanche en polypropylène - Wasserstopp-Dichtung aus Polypropylen  
 Cubierta water stop de polipropileno - Гидроизоляция water stop из пропилена






I nuovi pattern, estetici e scultorei, della ceramica. Scarabeo Insita nel DNA di Scarabeo Ceramiche, la continua ricerca di standard qualitativi ed estetici prosegue con il concept legato al mood DecorLab: un'esplorazione sperimentale che si estende al campo della decorazione attraverso tutte le valenze tecnologiche che offre questo tipo di applicazione. Nascono così quattro nuove tipologie di decori applicati alla ceramica, garantiti per effetti estetici e scultorei, valorizzati da combinazioni inesplorate e di sicuro impatto visivo. Una nuova idea di sala da bagno, elegante e personalizzata, capace di trasformare l'ambiente in un luogo unico e di assoluta tendenza.

The new shapes and patterns of Scarabeo ceramics. Constant research into quality and visual standards has always been an intrinsic part of Scarabeo Ceramiche and it is continuing with the concept of the DecorLab mood: an experimental exploration that applies to decoration all the technologies that this type of application offers. This has resulted in four new types of ceramic decoration, with guaranteed effects in terms of appearance and shape, enhanced by innovative combinations with an undeniable visual impact. A new idea for an elegant and personalised bathroom, transformed into a unique and trendy setting.



LINE  
\_ RENR BLACK

FULL POIS  
\_ SFLNR BLACK







POIS STRIP  
\_ FSV VERDE

LINE  
\_ REV GREEN







POIS  
\_SER PINK

LINE STRIP  
\_RRR PINK



LINE STRIP  
\_ RRM BROWN



POIS  
\_ SEM BROWN









Dopo il concept legato al mood DecorLab, che ha visto la creazione di suggestivi pattern decorativi applicabili alla ceramica, Scarabeo introduce una nuova modalità nell'interpretare questo materiale attraverso il percorso DecorArt. DecorArt, anch'essa un'esplorazione sperimentale che sfrutta le valenze tecnologiche dei nuovi standard digitali, approda a dei risultati di livello stupefacente proponendo tre nuove finiture ispirate alla bellezza del marmo. Marmo nero, bianco e travertino, con le loro classiche e raffinate sfumature, sono i nuovi decori che trasformano la ceramica in un materiale ad alto valore estetico, difficilmente distinguibile a livello visivo dalla pietra originale. Sono quattro le collezioni di Scarabeo interessate dai nuovi pattern DecorArt: Teorema 2.0, caratterizzata da un design essenziale e bordi sottili; l'ampia famiglia dei lavabi Glam con le loro linee gentili ed eleganti; tutta la serie Moon, che si distingue per l'ampiezza del bacino e la leggerezza dei bordi e la collezione di arredobagno Scarabeo Laila che, oltre ad essere nata per accogliere i lavabi Moon, si dota anche della variante delle mensole decorate con finitura marmo per un impatto visivo di assoluta classe.

After the concept linked to the DecorLab mood, which saw the creation of evocative decorative patterns applicable to ceramics, Scarabeo introduces a new way of interpreting this material with the DecorArt project. DecorArt is an experimental journey that exploits the technological values of the new digital standards, reaching amazing results and proposing three new finishes inspired by the beauty of marble. Black marble, white marble and travertine marble, with their classic and refined nuances, are the new decorations that transform ceramics into a material of high aesthetic value, which can be hardly distinguished from the original stone. Four Scarabeo collections are enriched with the new DecorArt patterns: the Teorema 2.0 collection with essential design and thin edges; the wide family of Glam washbasins with gentle and elegant lines; the entire Moon series, which stands out for the width of the bowl and the lightness of the edges; and the Scarabeo Laila bathroom furniture collection which, in addition to being designed to accommodate the Moon washbasins, is also provided with the marble finish shelves for a high-class visual impact.

DecorART - 610

DECORART



E  
\_ TRAVERTINE



F  
\_ MARBLE WHITE











# COLORS

Alla ceramica bianca, nobile, classica e senza tempo, Scarabeo affianca un'ampia scelta di soluzioni colorate per arredare la sala da bagno con carattere e personalità, in sintonia con le tendenze e le linee guida del design contemporaneo. La scelta dei colori può influire significativamente nel contesto abitativo, regalando sfumature e contrasti inediti capaci di trasformare l'ambiente in un luogo carico di fascino e originalità. Alle già esistenti tonalità disponibili nelle versioni lucide e opache, Scarabeo propone quest'anno nuovi colori che vanno ad arricchire le possibilità di scelta. L'azzurro Air, il giallo Lime e l'arancio Peach integrano l'offerta regalando al pubblico nuove nuances, lucide e opache, per creare un ambiente bagno non solo funzionale ma anche personalizzato esteticamente. A queste tre nuove sfumature si aggiunge il rosso Cherry, solo nella versione glossy, per un tocco di colore inedito e audace.

Alongside with the noble, classic timeless white ceramics, Scarabeo offers a wide range of colourful solutions to decorate your bathroom with character and personality, in tune with contemporary design trends and guidelines. The choice of colours may significantly influence the living context, creating unusual shades and contrasts capable of converting the space into a place full of charm and originality. This year, Scarabeo is adding new colours to the existing ones available in the glossy and matt versions, extending the choice even further. Air Blue, Lime Yellow and Peach Orange are being added to the colour range, offering new glossy and matt shades, for a bathroom that is not only functional, but also visually customised. Cherry Red is also being added together with these three new shades, but only in the glossy version, for an original and bold touch of colour.



COLORS

41  
PEARL

65  
CHERRY





35  
NIGHT



49  
ARDESIA



COLORS



52  
MATT SAND


61  
GLOSSY SAND





53  
MATT TOBACCO

62  
GLOSSY TOBACCO







54  
MATT ANTIQUE PINK

64  
GLOSSY ANTIQUE PINK





55  
MATT MUSK

63  
GLOSSY MUSK





56  
MATT OCEAN

60  
GLOSSY OCEAN





38  
GLOSSY AIR

57  
MATT AIR



COLORS

58  
MATT LIME

39  
\_ GLOSSY LIME





59  
MATT PEACH

40  
GLOSSY PEACH





LACQUERED

41  
PEARL



# WOODS

Le essenze lignee proposte da Scarabeo sono diverse e di prestigio. Alle finiture Standard, quali Rovere scuro, Rovere Lindberg, Macassar, Rovere Brizzo e Rovere Nodato, si aggiungono le finiture Premium dove è possibile scegliere tra Noce Canaletto e Rovere Chiaro, nelle versioni lisce o cannettate. Le stesse disponibili anche nella versione bicolore insieme al bianco. Il legno è inoltre proposto nella finitura laccata matt nei colori Pearl, Ardesia, Sand, Tabacco, Antique Pink, Musk, Ocean, Air, Lime e Peach, gli stessi colori della ceramica, per offrire la possibilità di creare combinazioni materiche colorate perfettamente abbinate tra loro.

Scarabeo proposes various prestigious wood finishes. The Standard finishes, such as Dark Oak, Lindberg Oak, Macassar, Bristle Oak and Knotted Oak, are being joined by the Premium finishes, with a choice between Canaletto Walnut and Light Oak, in the smooth and fluted versions. They are also available in the two-colour version, together with white. The wood is also proposed in the lacquered matt finish, in the colours Pearl, Slate, Sand, Tobacco, Antique Pink, Musk, Ocean, Air, Ochre and Peach, the same colours as the ceramics, in order to allow perfect colour combinations between the materials to be created.





STANDARD

86  
ROVERE LINDBERG



PREMIUM

LSC  
NOCE CANALETTO CANNETTATO





PREMIUM

LCC  
ROVERE CHIARO  
CANNETTATO



LACQUERED

49  
ARDESIA



LACQUERED

52  
MATT SAND




WOODS

BICOLOR

B3  
85 ROVERE MORO/41 PEARL



Art. 10010/C



Scarico automatico 1" 1/4 click-clack, tappo grande



Automatic pop-waste 1" 1/4 click-clack, big plug


Bonde clic-clac, grand debit



Automatischer ablauf click-clack, crosser stöpsel


Valvula automática 1" 1/4 click-clack, tapón grande


Слив автоматический: клапан 1"1/4, большая пробка


CR  / NROP  + WHITE


ORS  + WHITE


CR  / NROP  + COLORS


ORS  + COLORS


 41


 49 - 35


 52 - 61


 53 - 62


 54 - 64


 55 - 63


 56 - 60


 57 - 38


 58 - 39

 59 - 40


 65

 F

 G

 E

Art. 10034



Piletta lavabo da 1"1/4

con troppo pieno integrato


1"1/4 washbasin waste with overflow


Bonde lavabo de 1"1/4 avec trop-plein intégré

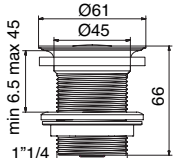
Waschbeckenabfluss 1"1/4 mit integriertem Überlaufschutz

Desagüe lavabo de 1"1/4 con rebosadero integrado


Донный клапан для умывальника 1"1/4 с интегрированным переливом

CR 

NROP 



Art. 10010



Scarico automatico 1"1/4 click-clack,

tappo grande



Automatic pop-waste 1" 1/4 click-clack, big plug

Bonde clic-clac, grand debit


Automatischer ablauf click-clack, crosser stöpsel

Valvula automática 1" 1/4 click-clack, tapón grande

Слив автоматический: клапан 1"1/4, большая пробка

CR  / NROP 

Art. 10026



Piletta sempre aperta


Waste always open

Bonde toujours ouverte


Immer offener Auslauf

Pileta siempre abierta

Сток всегда открыт

CR 

Art. 10035



Copri piletta in ceramica Art. 10010/C (ricambio)

Ceramic Cover for pop-up waste

Art. 10010/C (spare)

Cache bonde en céramique

Art. 10010/C (pièce détachée)

Keramische abdeckung für ablauf click-clack

Art. 10010/C (ersatzteil)

Tapa de desagüe de cerámica


Art. 10010/C (repuesto)


Донный клапан из керамики


Art. 10010/C (запасной)


WHITE


COLORS


 41


 49 - 35


 52 - 61


 53 - 62


 54 - 64


 55 - 63


 56 - 60


 57 - 38


 58 - 39

 59 - 40

 65

 F

 G

 E

ACCESSORIES

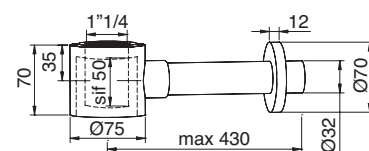
## Art. 10032

## COMPACT TRAP



Sifone compatto in ottone  
 Brass compact trap  
 Siphon compact en laiton  
 Kompakter Siphon aus Messing  
 Sifón compacto de latón  
 Компактный сифон из латуни

CR / NROP



## Art. 10007



Sifone quadro in ottone 1" 1/4 cromato  
 Cp Brass square trap 1" 1/4 chromed  
 Syphon carré en laiton chromé  
 Siphon aus verchromtem messing, viereckig  
 Sifón cuadrado de latón 1" 1/4 cromado  
 Сифон квадратного сечения 1" 1/4 из хромированной латуни

CR

## Art. 10008



Sifone tondo in ottone 1" 1/4 cromato  
 Cp Brass round trap 1" 1/4 chromed  
 Syphon rond en laiton chromé  
 Siphon aus verchromtem messing, rund  
 Sifón redondo de latón 1" 1/4 cromado  
 Сифон круглого сечения 1" 1/4 из хромированной латуни

CR

NROP

ORS

## Art. 10009




Sifone tondo in ottone ribassato 1" 1/4 cromato  
 Cp Brass round trap, shorted 1" 1/4 chromed  
 Syphon petit culot laiton chromé  
 Siphon aus verchromtem messing, abgeflacht  
 Sifón redondo de latón rebajado 1" 1/4 cromado  
 Сифон круглого сечения 1" 1/4 укороченный, из хромированной латуни

CR

NROP

ORS

## Art. 10019



Sifone in ottone da 1" 1/4 per bidet  
 Brass trap, 1" 1/4 chromed for bidet  
 Syphon petit chromé 1" 1/4 pour bidet  
 Siphon aus verchromtem 1" 1/4 für bidet  
 Sifón de latón de 1" 1/4 para bidé  
 Сифон латунный 1" 1/4 для биде

CR

## Art. 10012

CR 

Distanziatore in ABS Cromato  
 ABS spacer Chromed  
 Entretoise en ABS chromé  
 Distanzstück aus verchromtem ABS  
 Separador de abs cromado  
 Распорная шайба из хромированного пластика АБС

## Art. 10004/A

CR 

Cerniere cromate complete di kit fissaggio  
 Chromed kit for seat cover  
 Charnières avec kit de montage  
 Scharniere komplett mit montagebausatz  
 Bisagras cromadas con kit de fijación  
 Хромированные шарниры в комплекте с крепежом

Al momento dell'ordine indicare l'articolo del coprivater  
 Indicate the WC cover article on making the order  
 A la commande, indiquer la référence de la planche WC  
 Bei Bestellung die Artikelnummer des WC-Deckels angeben  
 Al hacer el pedido indicar el artículo de la tapa de inodoro  
 В момент заказа укажите артикль крышки унитаза

## Art. 10004/B

CR 

Set cerniere rallentate di ricambio per coprivater complete di kit fissaggio  
 Soft Closed System For Seat Cover  
 Charnières Avec Frein De Chute  
 Mit Sanft Abgebremsten Scharnieren  
 Juego de bisagras ralentizadas de repuesto para tapa de inodoro completas de kit de fijación  
 Комплект запасных замедленных петель для крышки унитаза с крепежным комплектом

Al momento dell'ordine indicare l'articolo del coprivater  
 Indicate the WC cover article on making the order  
 A la commande, indiquer la référence de la planche WC  
 Bei Bestellung die Artikelnummer des WC-Deckels angeben  
 Al hacer el pedido indicar el artículo de la tapa de inodoro  
 В момент заказа укажите артикль крышки унитаза

## Art. 10030

Cartucce di ricambio per copri water soft closed  
 Spare cylindrical parts for soft closed wc cover  
 Amortisseurs de rechange pour abattant à descente retenue  
 Ersatzkartuschen für toilettensitz mit absenkautomatik  
 Piezas cilíndricas de repuesto para cubre tapa inodoro soft closed  
 Сменные детали микролифта для крышки унитаза

Al momento dell'ordine indicare l'articolo del coprivater  
 Indicate the WC cover article on making the order  
 A la commande, indiquer la référence de la planche WC  
 Bei Bestellung die Artikelnummer des WC-Deckels angeben  
 Al hacer el pedido indicar el artículo de la tapa de inodoro  
 В момент заказа укажите артикль крышки унитаза

## Art. 10031

Kit fissaggio di ricambio per coprivater  
 Replacement fixing kit for seat cover  
 Kit fixations de rechange pour abattant  
 Ersatzbefestigungskit für WC-sitz  
 Kit de fijación de recambio para asiento de inodoro  
 Комплект сменных креплений для сидения

## Art. 10047

Kit paracolpi per copri water  
 Bumpers for toilet seat cover  
 Set tampons pour abattant  
 Puffern für wc-deckel  
 Kit paragolpes para cubre inodoro  
 Набор пластиковых опор для туалетного сидения

Al momento dell'ordine indicare l'articolo del coprivater  
 Indicate the WC cover article on making the order  
 A la commande, indiquer la référence de la planche WC  
 Bei Bestellung die Artikelnummer des WC-Deckels angeben  
 Al hacer el pedido indicar el artículo de la tapa de inodoro  
 В момент заказа укажите артикль крышки унитаза


## Art. 10005



Staffe di montaggio Wc e bidet  
 Fixing attachments for Wc and bidet  
 Supports de montage pour cuvette et bidets suspendus  
 Montagebügel Für Hänge-wc und bidet  
 Soportes de montaje inodoro y bidé  
 Монтажные кронштейны для унитаза и биде



## Art. 10006



Viti per fissaggio Wc e bidet  
Screw for Wc and bidet  
Vis de fixation cuvettes et bidets suspendus  
Befestigungsschrauben Für Hänge-wc und bidet  
Tornillos para fijación inodoro y bidé  
Винты крепления унитаза и бидеа

## Art. 10050/A

## STANDARD

## Art. 10050/B

## WB9 2.0 CLICK SYSTEM

## Art. 10050/C

## STANDARD "MOAI"



Art. 10050/A



Art. 10050/B



Art. 10050/C

Fissaggio Rapido per Sanitari  
Quick fixing kit for sanitary fittings  
Fixation rapide pour sanitaires  
Schnellverbindung für Sanitäranlagen  
Fijación rápida para sanitarios  
Набор быстрого монтажа для сантехники

## Art. 10014



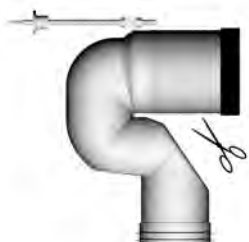
Curva tecnica per Wc  
Technical plastic curve for wc  
Pipe coudée pour cuvette  
wc-anschlussbogen  
Curva técnica para inodoro  
Колено сливное для унитаза

## Art. 10014/A



Curva tecnica per Wc Art. 5522/CL - 60 / 160 mm  
Technical plastic curve for wc Art. 5522/CL - 60 / 160 mm  
Pipe coudée pour cuvette Art. 5522/CL - 60 / 160 mm  
wc-anschlussbogen Art. 5522/CL - 60 / 160 mm  
Curva técnica para inodoro Art. 5522/CL - 60 / 160 mm  
Колено сливное для унитаза арт. 5522/CL - 60 / 160 mm

## Art. 10014/B



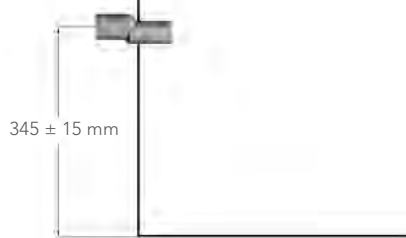
Curva tecnica per Wc Art. 5522/CL - 170 / 215 mm  
Technical plastic curve for wc Art. 5522/CL - 170 / 215 mm  
Pipe coudée pour cuvette Art. 5522/CL - 170 / 215 mm  
wc-anschlussbogen Art. 5522/CL - 170 / 210 mm  
Curva técnica para inodoro Art. 5522/CL - 170 / 215 mm  
Колено сливное для унитаза арт. 5522/CL - 170 / 215 mm

## Art. 10014/C



Curva tecnica per Wc Art. 5205/TW - 95 / 370 mm  
Technical plastic curve for wc Art. 5205/TW - 95 / 370 mm  
Pipe coudée pour cuvette Art. 5205/TW - 95 / 370 mm  
wc-anschlussbogen Art. 5205/TW - 95 / 370 mm  
Curva técnica para inodoro Art. 5205/TW - 95 / 370 mm  
Колено сливное для унитаза Art. 5205/TW - 95 / 370 mm

## Art. 10028



Eccentrico - 345 ± 15 mm  
 Eccentric - 345 ± 15 mm  
 Excentrique - 345 ± 15 mm  
 Exzentrisch - 345 ± 15 mm  
 Excéntrico - 345 ± 15 mm  
 Эксцентрик - 345 ± 15 мм

## Art. 10036



Eccentrico - 225 ± 50 mm  
 Eccentric - 225 ± 50 mm  
 Excentrique - 225 ± 50 mm  
 Exzentrisch - 225 ± 50 mm  
 Excéntrico - 225 ± 50 mm  
 Эксцентрик - 225 ± 50 мм

## Art. 10022



Sistema di scarico per Art. 5527 / Art. 5141  
 Flushing system for Art. 5527 / Art. 5141  
 Système de chasse pour Art. 5527 / Art. 5141  
 Ablaufsystem Für Art. 5527 / Art. 5141  
 Sistema De Descarga Para Art. 5527 / Art. 5141  
 Система слива для арт. 5527 / арт. 5141

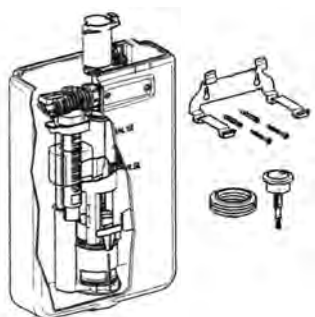


Entrata acqua sotto a destra da 1/2"  
 Right hand bottom 1/2" inch inlet  
 Entrée eau en bas à droite 1/2 pouce  
 Wassereinfluss unten rechts mit 1/2 Zoll  
 Entrada de agua inferior derecha de 1/2"  
 Вход воды снизу справа, 1/2"

## Art. 10016



Sistema di scarico Geberit per Art. 8404 / Art. 2013  
 Flushing system Geberit for Art. 8404 / Art. 2013  
 Système d'évacuation geberit pour Art. 8404 / Art. 2013  
 Geberit ablaufsystem Für Art. 8404 / Art. 2013  
 Sistema De Descarga Geberit Para Art. 8404 / Art. 2013  
 Система слива Geberit для арт. 8404 / арт. 2013



Entrata acqua sotto a destra da 1/2"  
 Right hand bottom 1/2" inch inlet  
 Entrée eau en bas à droite 1/2 pouce  
 Wassereinfluss unten rechts mit 1/2 Zoll  
 Entrada de agua inferior derecha de 1/2"  
 Вход воды снизу справа, 1/2"

## Art. 10048

Staffe di montaggio per mobili  
 Assembly brackets for furniture  
 Supports de montage pour meubles  
 Montagebügel für Möbel  
 Soportes de montaje para muebles  
 Монтажные кронштейны для мебели

## Art. 10029



Sifone per lavabo salvaspazio  
 Space saving sink siphon  
 Siphon pour lavabo dimension reduite  
 Platzsparender Spülensiphon  
 Sifón de fregadero que ahorra espacio  
 Сифон для экономии пространства

## NOTA BENE

1) Il sistema di scarico piletta deve sempre essere ancorato al lavabo pertanto il foro consigliato da praticare sul top dove vengono appoggiati i lavabi deve avere un diametro necessario a consentire tale operazione. Per i nostri prodotti si prega di ricavare le dovute dimensioni dei fori da praticare sui top dalla sezione Caratteristiche tecniche del catalogo generale.

2) Il diametro del foro consigliato da praticare sul top per il passaggio delle connessioni dell'acqua al rubinetto deve essere non inferiore a 40 mm di diametro. Si prega di controllare prima di praticare il foro anche la scheda tecnica del rubinetto che viene utilizzato.

\* **Specifica Certificazioni e conformità alla norma UNI EN 997 - 14528 riguardante lo scarico dei WC e bidet relativa marchiatura CE.**

La documentazione completa è disponibile a richiesta presso i nostri uffici.

## NOTE

1) The plughole drainage system must always be fixed to the washbasin; it is therefore recommended that the holes made in the tops on which the washbasins are mounted have a diameter large enough to accommodate this. As far as our products are concerned, please refer to the Technical Characteristics section of the General Catalogue to obtain details of the specific measurements necessary for the holes made in the tops.

2) The minimum recommended diameter of the hole to be made in the top for the passage of the water connections to the tap is 40 mm.

Please make sure you also check the technical specification of the tap used before making the hole.

\* **Specification outlining certifications and conformity with standard UNI EN 997 - 14528 (relating to WC waste pipes and bidet) and corresponding CE branding.**

The complete documentation is available from our offices on request.

## REMARQUE

1) La bonde d'écoulement doit toujours être fixée au lavabo. Pour effectuer cette opération, il est donc recommandé de découper sur le plan une ouverture du diamètre prévu pour le lavabo. À la section Caractéristiques techniques de notre catalogue général, vous pourrez trouver les dimensions requises pour les ouvertures à réaliser sur les plans.

2) Il est conseillé de percer un trou pour le passage des raccords de l'arrivée d'eau au robinet d'un diamètre d'au moins 40 mm. Veuillez à vérifier les cotes de l'orifice précisées sur la fiche technique du robinet utilisé.

\* **Caractéristiques techniques et certificat de conformité (UNI EN 997 - 14528) pour la décharge des WC et bidet et label CE.**

La documentation complète est disponible sur demande en nos bureaux.

## HINWEIS

1) Das Abflusssystem muss immer am Waschbecken befestigt werden, daher sollte die Bohrung im Top, auf dem die Waschbecken gestellt werden, einen ausreichenden Durchmesser haben, um den Anschluss auszuführen. Die notwendigen Durchmesser der Bohrungen im Top für unsere Produkte entnehmen Sie bitte dem Abschnitt Technische Eigenschaften in unserem Katalog.

2) Die im Top für die Durchleitung der Wasseranschlüsse benötigte Bohrung darf nicht weniger als 40 mm Durchmesser aufweisen. Bitte prüfen Sie, bevor sie das Loch bohren, auch das Datenblatt des Wasserhahns, der installiert wird.

\* **Zertifizierung und Konformität mit der Norm UNI EN 997 - 14528 bezüglich der WC-Abflüsse und bidet und entsprechende CE-Kennzeichnung.**

Die komplette Dokumentation kann in unseren Büros angefordert werden.

## ADVERTENCIA

1) El sistema de desagüe del sumidero debe estar siempre anclado al lavabo; por tanto, se aconseja efectuar en la encimera donde se apoyarán los lavabos un orificio con el diámetro suficiente para que pueda efectuarse esa operación. En el caso de nuestros productos, las medidas de los orificios que se han de practicar se encuentran en el apartado "Características técnicas" del Catálogo general.

2) En la encimera, para pasar las conexiones de agua al grifo, se practicará un orificio de diámetro no inferior a 40 mm. Antes de perforar, consúltese la ficha técnica del grifo que se ha de utilizar.

\* **Especificación de certificaciones y conformidad con la norma UNI EN 997 relativa a la descarga del inodoro y a la correspondiente marca CE**

La documentación completa está a disposición en nuestras oficinas.

## ВАЖНАЯ ИНФОРМАЦИЯ

1) Система слива с пробкой должна всегда быть закреплена на раковине умывальника, в связи с чем рекомендуется, чтобы отверстие в столешнице, на которую должна опираться раковина умывальника, имело достаточно большой диаметр, обеспечивающий выполнение этой операции. Что касается нашей продукции, см. раздел «Технические характеристики» основного каталога, где приведены соответствующие размеры отверстий, выполняемых в столешнице.

2) Рекомендуемый размер отверстия в столешнице для прохождения соединительных шлангов подачи воды в кран должен составлять не менее 40 мм в диаметре. Прежде чем делать отверстие, рекомендуется свериться с техническими данными крана, который будет использоваться.

\* **Технические условия на сертификацию и соответствие требованиям UNI EN 997–14528 в отношении слива унитазов и биде по маркировке CE.**

Полная документация доступна по запросу в офисах нашей компании.





Art.	DESCRIPTION	3lt	4lt	4,5lt	5lt	6lt
5520	MOON WALL-MOUNTED WC	✓	✓	✓	✓	✓
5520/CL	MOON WALL-MOUNTED WC Clean Flush WC	✓	✓	✓	✓	✓
5522	MOON FLOOR-MOUNTED WC	✓	✓	✓	✓	✓
5522/CL	MOON FLOOR-MOUNTED WC Clean Flush WC	✓	✓	✓	✓	✓
5526/CL	MOON WC MONOBLOCK Clean Flush WC	✓	✓	✓	✓	✓
5524/CL	MOON WALL-MOUNTED WC Clean Flush WC	✓	✓	✓	✓	✓
5521	MOON WALL-MOUNTED BIDET	CL 25				
5523	MOON FLOOR-MOUNTED BIDET	CL 25				
5525	MOON WALL-MOUNTED BIDET	CL 25				
5126/TW	TEOREMA 2.0 WALL-MOUNTED Twist WC	✓	✓	✓	✓	✓
5126/CL	TEOREMA 2.0 WALL-MOUNTED Clean Flush WC	✓	✓	✓	✓	✓
5138/CL	TEOREMA 2.0 FLOOR-MOUNTED WC Clean Flush WC	✓	✓	✓	✓	✓
5140/CL	TEOREMA 2.0 WC MONOBLOCK Clean Flush WC	✓	✓	✓	✓	✓
5127	TEOREMA 2.0 WALL-MOUNTED BIDET	CL 25				
5139	TEOREMA 2.0 FLOOR-MOUNTED BIDET	CL 25				
5201/TW	GLAM WALL-MOUNTED Twist WC	✓	✓	✓	✓	✓
5203/TW	GLAM WALL-MOUNTED Twist WC	✓	✓	✓	✓	✓
5205/TW	GLAM FLOOR-MOUNTED Twist WC	✓	✓	✓	✓	✓
5202	GLAM WALL-MOUNTED BIDET	CL 25				
5204	GLAM WALL-MOUNTED BIDET	CL 25				
5205	GLAM FLOOR-MOUNTED BIDET	CL 25				
8812	BUCKET WALL-MOUNTED WC	✓	✓	✓	✓	✓
8812/CL	BUCKET WALL-MOUNTED WC Clean Flush WC	✓	✓	✓	✓	✓
8815	BUCKET WALL-MOUNTED WC KIDS	✓	✗	✓	✓	✓
8813	BUCKET WALL-MOUNTED BIDET	CL 25				
8105	PLANET WALL-MOUNTED WC	✓	✓	✓	✓	✓
8105/CL	PLANET WALL-MOUNTED WC Clean Flush WC	✓	✓	✓	✓	✓
8401	PLANET FLOOR-MOUNTED WC	✓	✓	✓	✓	✓
8106	PLANET WALL-MOUNTED BIDET	CL 25				
8403	PLANET FLOOR-MOUNTED BIDET	CL 25				
8604	MOAI WALL-MOUNTED WC	✓	✓	✓	✓	✓
8606	MOAI FLOOR-MOUNTED WC	✓	✓	✓	✓	✓
8605	MOAI WALL-MOUNTED BIDET	CL 25				
8607	MOAI FLOOR-MOUNTED BIDET	CL 25				

# ECO WATER SAVING PLUS

La continua ricerca e lo sviluppo di nuovi prodotti con innovativi sistemi di scarico ha consentito la creazione di **ECO WATER SAVING PLUS**, grazie al quale i nostri Wc scaricano utilizzando **solo 2/4lt d'acqua**.

Continual research and development into new products with innovative flush systems has led to creation of **ECO WATER SAVING plus**, thanks to which our WCs **only use 2/4l water** for flushing.

La recherche continue et le développement de nouveaux produits dotés de systèmes d'évacuation novateurs ont permis la création d'**ECO WATER SAVING**, grâce auquel une chasse n'utilise **que 2 à 4 litres d'eau**.

Die konstante Erforschung und Entwicklung neuer Produkte mit innovativen Abflusssystemen ermöglichte die Kreation des Systems **ECO WATER SAVING Plus**, dank dem unsere WCs beim Spülen **nur 2 oder 4 Liter Wasser** verbrauchen.

La continua actividad de investigación y desarrollo de nuevos productos con innovadores sistemas de desagüe ha permitido la creación de **ECO WATER SAVING plus**, con el cual nuestros WC se descargan utilizando **sólo 2-4 litros de agua**.

Непрерывающиеся исследования и разработки новых изделий с применением инновационных систем слива открыли возможности для создания такой системы, как **ECO WATER SAVING plus**, благодаря использованию которой в наших унитазах при сливе используется только **2–4 л воды**.

Art.	DESCRIPTION	Geberit *	Tece	Oli *	Geberit **	Oli **	Grohe	Valsir
5520	MOON WALL-MOUNTED WC	2,5 lt		2,5 lt			2 lt	2 lt
5520/CL	MOON WALL-MOUNTED WC Clean Flush WC	2,5 lt	2,5 lt	2,5 lt			3 lt	
5522	MOON FLOOR-MOUNTED WC	2,8 lt	2,8 lt	2,8 lt				2 lt
5522/CL	MOON FLOOR-MOUNTED WC Clean Flush WC	2,8 lt	2,8 lt	2,8 lt				2 lt
5526/CL	MOON WC MONOBLOCK Clean Flush WC				3 lt	4 lt		
5524/CL	MOON WALL-MOUNTED WC Clean Flush WC	2,5 lt	2,5 lt	2,5 lt			3 lt	
5126/TW	TEOREMA 2.0 WALL-MOUNTED Twist WC	2,5 lt	2,5 lt				2,5 lt	2,5 lt
5126/CL	TEOREMA 2.0 WALL-MOUNTED Clean Flush WC	3 lt	3 lt				3 lt	3 lt
5138/CL	TEOREMA 2.0 FLOOR-MOUNTED WC Clean Flush WC	3 lt	3 lt				3 lt	3 lt
5140/CL	TEOREMA 2.0 WC MONOBLOCK Clean Flush WC				3 lt	4 lt		
5201/TW	GLAM WALL-MOUNTED Twist WC	2,5 lt	2,5 lt				2,5 lt	2,5 lt
5203/TW	GLAM WALL-MOUNTED Twist WC	2,5 lt	2,5 lt				2,5 lt	2,5 lt
5205/TW	GLAM FLOOR-MOUNTED Twist WC	2,5 lt	2,5 lt				2,5 lt	2,5 lt
8812	BUCKET WALL-MOUNTED WC	3 lt		3 lt			2 lt	2 lt
8812/CL	BUCKET WALL-MOUNTED WC Clean Flush WC	2,5 lt	2,5 lt	2,5 lt			2 lt	2 lt
8105	PLANET WALL-MOUNTED WC	3 lt		3 lt			2 lt	2 lt
8105/CL	PLANET WALL-MOUNTED WC Clean Flush WC	3 lt	3 lt	3 lt			2 lt	2 lt
8401	PLANET FLOOR-MOUNTED WC	3 lt		3 lt			2 lt	2 lt

**Geberit \*** = Art. 111.907.00.5 Duofix Sigma 12 / Art. 111.907.00.1 Duofix Sigma 8 - UNI EN 997 CL2

**Tece** = Art. 9.370.007 Tece Box - UNI EN 997 CL2

**Oli \*** = Art. OL0601881 OLI74 PLUS - UNI EN 997 CL2

**Geberit \*\*** = Art. 273.401.21.1 DUAL BC 3/8 - UNI EN 997 CL2

**Oli \*\*** = Art. OL0501124 ATLAS/AZOR ATT.BASSO 3/8 - UNI EN 997 CL2

**Grohe** = Art. 38661000 - UNI EN 997 CL2

**Valsir** = Art. T-VSO858002 - UNI EN 997 CL2

# CLEAN FLUSH WC®

La nuova generazione di WC senza brida Scarabeo stabilisce nuovi standard d'igiene grazie all'innovativo Clean Flush WC®. Per una pulizia completa con la massima semplicità. Rispetto ai WC a brida chiusa, il flusso d'acqua dinamico e potente che con assenza della brida, la cavità dove si deposita lo sporco, il calcare e dove proliferano i batteri, descrive un cerchio orizzontale prima che l'acqua scarichi in verticale e sciacqua così tutta la superficie interna del vaso.

Ancora una volta Scarabeo coniuga con perfetta armonia design e tecnologia.

The latest generation of Scarabeo WC without a flange sets new hygiene standards thanks to the innovative Clean Flush WC®. Total cleaning which is as easy as it could be. Compared with a closed flange WC, the dynamic and powerful flow of water, which, minus the flange, the cavity where dirt accumulates and where bacteria proliferate, forms a horizontal circle before the water is flushed vertically and thus rinses the entire inside surface of the bowl.

Scarabeo has once again combined design and technology in perfect harmony.

La nouvelle génération de WC sans bride Scarabeo donne le ton en matière d'hygiène grâce à son WC Clean Flush® innovant. Pour un nettoyage complet en toute simplicité. A la différence des WC à bride fermée, le débit d'eau est plus puissant et plus dynamique. Il décrit un cercle horizontal avant que l'eau s'écoule de haut en bas. L'absence de rebord propice à l'accumulation de saleté, de calcaire et à la prolifération des bactéries autorise un nettoyage de toute la surface de la cuvette.

Une fois de plus, Scarabeo allie design et technologie dans une harmonie parfaite.

Die jüngste Generation des WCs ohne Spülrand von Scarabeo setzt mit dem innovativen Clean Flush WC® neue Hygienestandards. Die komplette Reinigung ist ganz einfach. Im Vergleich zu WCs mit geschlossenem Spülrand haben wir hier einen dynamischen und kräftigen Wasserstrahl. Da kein Rand mehr vorhanden ist, können sich auch keine Bakterien, Verschmutzungen und Kalk absetzen. Der Wasserfluss beschreibt zunächst einen horizontalen Kreis und fließt dann vertikal nach unten ab. Auf diese Weise wird das gesamte Becken gründlich gereinigt.

Wieder ist es Scarabeo gelungen, Design und Technologie harmonisch miteinander zu verbinden.

La nueva generación de WC sin brida Scarabeo establece nuevos estándares de higiene gracias al innovador Clean Flush WC®. Para una limpieza completa con la máxima sencillez. A diferencia de los WC con brida cerrada, el flujo de agua, dinámico y potente, en ausencia de brida -cavidad donde se deposita la suciedad y la cal y donde proliferan las bacterias-, describe un círculo horizontal antes de que el agua se descargue verticalmente, y enjuaga de esta manera toda la superficie interna del WC.

Una vez más, Scarabeo armoniza el diseño con la tecnología de manera perfecta.

Новое поколение безободковых унитазов Scarabeo устанавливает новые стандарты гигиены благодаря инновационному унитазу Clean Flush WC®. Полная очистка с максимальной простотой. Наличие в унитазе закрытого обода создает условия для накопления под ним известкового налета и грязи, а также размножения бактерий. При отсутствии же обода динамичный и мощный поток воды описывает горизонтальный круг, прежде чем вода стекает вертикально и таким образом промывает всю внутреннюю поверхность чаши унитаза.

В очередной раз Scarabeo предлагает идеальное сочетание дизайна и технологий.





Il sistema TWIST prevede un bordo contenitivo del vaso con un design tale da permettere una riduzione al minimo di qualsiasi fuoriuscita d'acqua. Lo scarico, progettato per consentire un risparmio idrico ancor più performante rispetto ai già esistenti Clean Flush adottati da Scarabeo, è realizzato con un nuovo sistema che limita al massimo il rumore favorendo un alto livello di silenziosità.

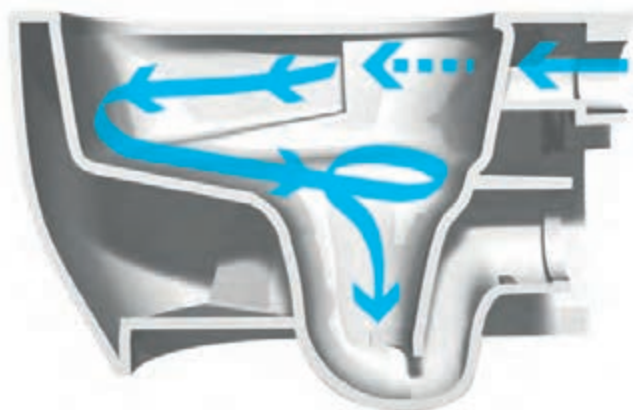
The TWIST system features a containing rim of the bowl that is designed to minimize any water spillage. The new drain can save more water than the existing Clean Flush used by Scarabeo and the new system significantly reduces the noise for a higher level of comfort.

Le système TWIST comprend une bordure de cuve telle qu'elle limite au minimum toute sortie d'eau. La décharge a été conçue pour une économie d'eau supérieure aux systèmes Clean Flush adoptés par Scarabeo. Elle a été réalisée avec un nouveau système limitant le bruit au minimum.

Beim TWIST-System ist der Spülrand des Beckens so geformt, dass ein Herausspritzen von Wasser nahezu ausgeschlossen werden kann. Die Spülung, die im Vergleich zu der von Scarabeo bereits eingesetzten Clean-Flush-Technologie noch wassersparender konzipiert wurde, ist mit einem neuen System ausgestattet, das die Geräuscentwicklung weitestgehend begrenzt und dadurch extrem geräuscharm ist.

El sistema TWIST presenta un borde de contención con un diseño que reduce al mínimo las salpicaduras de agua fuera del WC. La descarga, diseñada para permitir un ahorro de agua superior al de las Clean Flush existentes adoptadas por Scarabeo, está realizada con un nuevo sistema que limita todo lo posible el ruido, favoreciendo el funcionamiento más silencioso.

Продуманный дизайн с системой TWIST и сдерживающим бортом позволяет свести к минимуму разбрызгивание воды из чаши унитаза. Слив обеспечивает экономию воды – еще более эффективную, чем в системах Clean Flush других моделей Scarabeo. Использование новой системы максимально ограничивает шум, что способствует высокому уровню тишины.



## CONDIZIONI GENERALI DI VENDITA

01) IVA. Tutti i prezzi nel presente listino si intendono escluso IVA.

02) CONSEGNE. Le merci sono vendute franco fabbrica.

La società fornitrice "Scarabeo Ceramiche S.r.l." si riserva il diritto di spedire un ordine in più di una consegna, a seconda della disponibilità del prodotto in magazzino. Nel caso in cui i colli non risultino intatti al momento del loro arrivo, il Cliente lo annoterà sulla bolla di consegna

e informerà la società fornitrice entro 5 giorni dalla consegna delle merci.

03) ACCETTAZIONE DEGLI ORDINI. Gli ordini emessi ai nostri agenti di zona, anche quando essi sono sottoscritti, dovranno in ogni caso essere accettati da "Scarabeo Ceramiche S.r.l.".

04) RESPONSABILITÀ. La società fornitrice, previa autorizzazione, accetterà unicamente quei resi che saranno stati riconosciuti come difettosi a causa di difetti di produzione e provvederà ad accreditare al Cliente l'importo dei resi meno le spese di trasporto oppure si riserva il diritto di sostituire i resi difettosi. Ogni altro provvedimento, indennizzo o risarcimento per danni diretti o indiretti causati dall'installazione di merci difettose, rimane escluso.

05) TERMINI DI CONSEGNA. La data di consegna espressa nella conferma è da intendersi puramente indicativa e non vincolante. Le consegne saranno programmate in considerazione dei requisiti dei nostri Clienti, restando ben inteso che la società fornitrice si riserva il diritto di modificare la programmazione delle consegne. Qualsiasi responsabilità da parte della società fornitrice per ritardi nelle consegne o per consegne mancate rimane esclusa, indipendentemente dalla causa.

06) PAGAMENTI. I termini di pagamento saranno quelli riportati sulla conferma d'ordine.

La società fornitrice si riserva il diritto di interrompere o annullare una fornitura nel caso in cui i pagamenti non vengono effettuati nel rispetto delle date di scadenza e nei metodi concordati. I pagamenti si considerano effettuati dal Cliente solo nel momento in cui il relativo importo sarà stato accreditato sul conto corrente della società fornitrice.

Eventuali controversie di qualsiasi natura non danno al Cliente il diritto di interrompere i pagamenti in corso.

Gli ordini per un valore imponibile inferiore a Euro 250,00 saranno spediti in contrassegno, o previo pagamento anticipato.

7) CESSIONE DEL CREDITO. Scarabeo Ceramiche srl, potrà cedere o trasferire, in tutto o in parte, i crediti derivanti dalle forniture effettuate, senza il preventivo consenso del Cliente.

08) IMBALLAGGIO. L'imballaggio deve essere effettuato per mezzo di imballi standard (pallet, scatole, ecc.) e gli imballi specifici eventualmente utilizzati saranno annotati sulle singole conferme d'ordine. Il costo è a carico del Cliente.

09) RECLAMI. Ciascuna partita sarà ritenuta accettata dopo otto giorni dal ricevimento delle merci senza che sia stato avanzato alcun reclamo.

10) NUMERI DI CODICE. I prodotti devono essere ordinati in base al numero del loro codice di identificazione.

11) CARATTERISTICHE TECNICHE. "Scarabeo Ceramiche S.r.l." si riserva il diritto di modificare le caratteristiche tecniche dei prodotti in qualsiasi momento con lo scopo di migliorare i prodotti stessi o per interrompere la produzione di modelli in un qualsiasi momento senza alcun preavviso.

12) FORO COMPETENTE. Per ogni controversia tra "Scarabeo Ceramiche S.r.l." e il cliente, l'unico foro competente è e sarà sempre il tribunale di Viterbo.

13) E-COMMERCE. A tutela del marchio e delle nostre politiche commerciali, per coloro che hanno intenzione di effettuare vendite tramite internet (e-commerce) del nostro prodotto, è assolutamente necessario attenersi alle seguenti disposizioni:

a) Necessità di ricevere richiesta scritta dell'intenzione di effettuare vendite tramite internet (e-commerce) specificando :

1) Ragione sociale se diversa

2) Nome del sito, indirizzo, pec, interlocutore

3) Allegare visura camerale

b) Dopo valutazione interna la Scarabeo Ceramiche srl provvederà ad emettere autorizzazione scritta.

c) L'autorizzazione di Scarabeo Ceramiche srl riguarda solo ed esclusivamente il sito riportato nella richiesta. Per siti collegati e/o nuovi bisogna ripetere iter.

d) Potranno essere utilizzate soltanto immagini tratte dai nostri cataloghi ufficiali, l'uso di immagini dovrà essere autorizzato dalla Scarabeo Ceramiche srl.

e) Il mancato rispetto degli accordi, comporterà l'immediata interruzione di ogni fornitura, senza la necessità di alcun preavviso da parte di Scarabeo ceramiche srl.

Il presente listino prezzi annulla ogni listino prezzi precedente.  
Le dimensioni e i pesi riportati nel presente listino prezzi sono approssimativi.

## GENERAL SALES CONDITIONS

01) DELIVERY. Goods are sold ex factory.

The supplying company "Scarabeo Ceramiche S.r.l." reserves the right to despatch an order in more than one delivery depending on the actual product availability in their warehouses. Should the packages not be intact upon arrival, it is the Client's duty to report this on the delivery note and to inform the supplying company within 5 days of delivery of the goods.

02) ORDER ACCEPTANCE. Orders issued to our area agents, even when undersigned, are understood to be subject to acceptance by "Scarabeo Ceramiche S.r.l.".

03) LIABILITY. The supplying company, subject to authorisation, shall accept only those returned goods recognised as faulty due to manufacturing defects and shall credit the amount of the returned goods minus transport costs to the Client, or shall reserve the right to replace the faulty goods returned. Any other actions, refund or compensation whatsoever for indirect and direct damages caused by the installation of the faulty goods remains excluded.

04) DELIVERY TERMS. The date is purely indicative and is not binding. Deliveries will be programmed taking into consideration the requirements of our Clients, it being understood that the supplying company reserves the right to change the delivery programme. Any liability whatsoever on the part of the supplying company for delivery delays or missed deliveries remains excluded, whatever the cause may be.

05) PAYMENTS. The terms of payment are those indicated on the order confirmation.

The supplier company reserves the right to suspend or cancel a supply if the payments are not made according to the due dates and in the methods agreed. Payments are considered as made by the Customer only at the moment when the relative sum has been credited into the current account of the supplier company.

Disputes of any nature will not give the Customer the right to suspend current payments.

Orders for a taxable value under Euro 250.00 will be shipped cash on delivery, or with payment beforehand.

06) ASSIGNMENT OF CREDIT. Scarabeo Ceramiche srl may assign or transfer, in full or in part, the credit resulting from the supplies made, without the Customer's prior consent.

07) PACKAGING. Packaging is carried out using standard packaging (pallets, boxes, etc.) and specific type of packaging used shall be noted on the individual order confirmations. The cost is payable by the Client (5% increase pallets - boxes).

08) COMPLAINTS. Each consignment is understood to be accepted after eight days have passed from receipt of good. Without any complaint having been lodged.

09) CODE NUMBERS. Products must be ordered by their identification code number.

10) TECHNICAL FEATURES. "Scarabeo Ceramiche S.r.l." reserves the right to modify the technical features of the products at any time in order to improve the product itself, or to interrupt productions of models at any time whatsoever without giving any prior notice.

11) LEGAL RESIDENCE. For any controversy whatsoever between "Scarabeo Ceramiche S.r.l." and the customer, the Court of Viterbo is and always will be the only place of jurisdiction.

12) E-COMMERCE.

In order to safeguard our brand and commercial policies, subjects who intend selling our product via the Internet (e-commerce) must observe the following rules:

a) A written application indicating the intention to sell via the Internet (e-commerce) must be submitted, specifying:

1) Company name (if different)

2) Name of the website, address, certified e-mail (PEC), contact person

3) Chamber of commerce company registration certificate

b) After an internal assessment, Scarabeo Ceramiche srl will issue the written authorisation.

c) The authorisation of Scarabeo Ceramiche srl relates solely and exclusively to the website indicated in the application. The process must be repeated for related and/or new websites.

d) Only images taken from our official catalogues may be used; the use of any image must be authorised by Scarabeo Ceramiche srl.

e) Failure to observe the agreements shall imply the immediate interruption of supplies, without prior notice on the part of Scarabeo Ceramiche srl.

This price list cancels all previous ones.

The sizes and Weights stated in this price list are understood to be approximate.



## CONDITIONS GENERALES DE VENTE

01) LIVRAISONS. Les marchandises sont vendues départ l'usine.

Le fournisseur "Scarabeo Ceramiche S.r.l." se réserve le droit d'envoyer une commande en sus d'une livraison en fonction de la disponibilité du produit. Si les colis sont endommagés à la réception, le Client en fera mention sur le bordereau de livraison et en informera le fournisseur dans les cinq jours à compter de la livraison des marchandises.

02) ACCEPTATION DES COMMANDES. Les commandes émises à l'attention de nos intermédiaires locaux, même si elles sont dûment signées, devront au préalable être acceptées par "Scarabeo Ceramiche S.r.l".

03) RESPONSABILITES. Le fournisseur, moyennant autorisation préalable, acceptera uniquement les renvois de marchandises jugées défectueuses en raison de défaut de fabrication. La société veillera à rembourser au Client le prix des marchandises renvoyées à l'exception des frais de renvoi ou procédera à l'échange des produits défectueux. Toute autre disposition, indemnité ou tout autre dédommagement pour les dommages directs et indirects causés par l'installation des marchandises défectueuses sont exclus.

04) DELAIS DE LIVRAISON. La date est purement indicative et n'est pas contractuelle. Les livraisons seront programmées en fonction des exigences de nos Clients sans préjudice du fait que le fournisseur se réserve le droit de modifier le programme des livraisons.

Le fournisseur décline toute responsabilité en cas de retard ou d'absence de livraison quelle qu'en soit la cause.

05) PAIEMENTS. Les délais de paiement figurent sur la confirmation de commande.

Le fournisseur se réserve le droit de suspendre ou annuler la livraison au cas où les paiements ne seraient pas effectués avant la date d'échéance de la facture et selon les méthodes convenues. Les paiements seront réputés effectués par le Client exclusivement à partir du moment où le montant correspondant sera crédité sur le compte du fournisseur.

Les litiges quels qu'ils soient ne confèrent en aucun cas au Client le droit de suspendre les paiements échus.

Les commandes d'une valeur imposable inférieure à 250,00 EUR seront envoyées moyennant paiement à la livraison ou après réception du paiement.

06) CESSIION DE CREDIT. Scarabeo Ceramiche srl se réserve le droit de céder ou transférer, intégralement ou en partie, les crédits dérivant des livraisons effectuées sans accord préalable du Client.

07) CONDITIONNEMENT. L'emballage peut être effectué à l'aide de moyens traditionnels (palettes, boîtes, etc.).

Les emballages spécifiques éventuellement utilisés seront mentionnés sur la confirmation de la commande.

Les frais sont à charge du Client (augmentation de 5 % pour palettes - boîtes).

08) RECLAMATIONS. Les lots seront réputés acceptés si aucune réclamation n'est envoyée dans les huit jours suivant la réception des marchandises.

09) NUMEROS DE CODE. Les produits doivent être classés en fonction de leur code d'identification.

10) CARACTERISTIQUES TECHNIQUES. "Scarabeo Ceramiche S.r.l." se réserve le droit de modifier les caractéristiques techniques des produits à tout moment en vue d'améliorer les produits en question ou d'interrompre la production des modèles à tout moment et sans préavis.

11) TRIBUNAL COMPETENT. Le tribunal de Viterbo connaîtra des litiges éventuels entre "Scarabeo Ceramiche S.r.l." et le Client.

12) LIVRAISON DES MARCHANDISES, SONT VENDUES DEPART USINE

13) E-COMMERCE.

Conformément à notre marque et nos politiques commerciales, toute personne ayant l'intention de proposer des ventes par Internet (e-commerce) pour nos produits devra respecter les conditions suivantes :

a) réception d'une demande écrite de l'intention d'effectuer des ventes par Internet (e-commerce) en précisant :

1) raison sociale (si différente)

2) nom du site, adresse, adresse e-mail certifiée, personne de contact

3) annexe l'extrait du registre des entreprises

b) après l'évaluation interne, Scarabeo Ceramiche srl rédigera une autorisation écrite.

c) L'autorisation de Scarabeo Ceramiche srl concerne exclusivement le site figurant dans la demande. Pour les sites connexes et/ou récents, il convient de réitérer la demande.

d) Seules les images provenant des catalogues officiels sont autorisées. Les autres images nécessiteront l'accord de Scarabeo Ceramiche srl.

e) Le non-respect des accords impliquera l'interruption immédiate de toute livraison sans préavis de la part de Scarabeo Ceramiche srl.

La présente liste des prix annule et remplace la précédente.

Les dimensions et les poids indiqués dans le présent catalogue sont approximatifs.

# ALLGEMEINE VERKAUFSBEDINGUNGEN

01) LIEFERUNGEN. Die Waren werden frei Werk verkauft.

Die Lieferfirma "Scarabeo Ceramiche S.r.l." behält sich das Recht vor, gegebenenfalls eine Bestellung in mehreren Lieferungen zu verschicken, je nach der Verfügbarkeit des Produkts im Lager. Falls die Frachtstücke bei ihrer Ankunft nicht unversehrt sein sollten, muss der Kunde dies auf dem Lieferschein vermerken und die Lieferfirma innerhalb von 5 Tagen ab Warenerhalt benachrichtigen.

02) ANNAHME DER BESTELLUNGEN. Die von unseren Gebietsvertretern angenommenen Bestellungen müssen, auch wenn sie unterzeichnet sind, auf jeden Fall von der Gesellschaft "Scarabeo Ceramiche S.r.l." bestätigt werden.

03) HAFTUNG. Die Lieferfirma nimmt nach vorheriger Genehmigung ausschließlich jene Retourwaren an, die aufgrund von Herstellungsfehlern als fehlerhaft anerkannt werden. Anschließend stellt sie dem Kunden eine Gutschrift mit dem Betrag der Retourware, abzüglich Transportkosten, aus bzw. behält es sich vor, die fehlerhafte Ware zu ersetzen. Jede andere Maßnahme, Entschädigung oder Schadensersatz für direkte oder indirekte Schäden, die durch den Einbau fehlerhafter Ware hervorgerufen wird, ist ausgeschlossen.

04) LIEFERFRISTEN. Das Datum ist als ungefähres Datum anzusehen und somit nicht bindend. Die Lieferungen werden unter Berücksichtigung der Erfordernisse unserer Kunden geplant, wobei sich die Lieferfirma Planungsänderungen vorbehält. Jede Haftung seitens der Lieferfirma für verspätete oder verhinderte Auslieferung ist ausgeschlossen, unabhängig von der Ursache.

05) ZAHLUNGEN Die Zahlungsfristen sind auf der Bestellbestätigung angegeben.

Der Lieferant behält sich das Recht vor, Lieferungen zu unterbrechen oder zu stornieren, falls die Zahlungen nicht zu den Fälligkeitsterminen und mit den vereinbarten Modalitäten eingehen. Zahlungen des Kunden gelten erst als geleistet, nachdem der entsprechende Betrag auf dem Girokonto des Lieferanten eingegangen ist.

Eventuelle Kontroversen beliebiger Art geben dem Kunden nicht das Recht, laufende Zahlungen einzustellen.

Bestellungen mit einem Nettowert unter 250,00 Euro können per Nachnahme oder im Voraus bezahlt werden.

06) FORDERUNGSABTRETUNG Scarabeo Ceramiche Srl hat das Recht, Forderungen aus erfolgten Lieferungen ohne vorherige Zustimmung des Kunden vollständig oder teilweise abzutreten.

07) VERPACKUNG. Die Verpackung erfolgt mit traditionellen Verpackungsmitteln (Paletten, Schachteln usw.); falls spezifische Verpackungen benutzt werden, sind diese auf den einzelnen Auftragsbestätigungen angegeben.

Die Kosten gehen zu Lasten des Kunden (5 % Erhöhung für Paletten und Schachteln).

08) MÄNGELRÜGEN. Jeder Posten gilt als angenommen, wenn innerhalb von acht Tagen ab Erhalt der Ware keine Mängelrüge vorgebracht wird.

09) CODENUMMERN. Die Produkte müssen mit der Nummer ihres Identifikationscodes bestellt werden.

10) TECHNISCHE PRODUKTEIGENSCHAFTEN. Die Gesellschaft "Scarabeo Ceramiche S.r.l." behält es sich vor, die technischen Produkteigenschaften jederzeit zum Zweck der Produktverbesserung zu verändern, bzw. die Produktion der Modelle jederzeit und ohne Vorankündigung einzustellen.

11) GERICHTSSTAND. Für jede Streitigkeit zwischen der "Scarabeo Ceramiche S.r.l." und dem Kunden ist allein das Gericht Viterbo zuständig.

12) E-COMMERCE.

Zum Schutz unseres Markenzeichens und unserer Handelspolitik müssen alle, die beabsichtigen, unsere Produkte über Internet (e-commerce) zu verkaufen, die folgenden Bestimmungen unbedingt beachten:

a) Bitte stellen Sie einen schriftlichen Antrag auf Online-Verkauf (E-Commerce) mit folgenden Angaben:

1) Unternehmensbezeichnung, sofern abweichend

2) Name der Website, Postadresse, zertifizierte E-Mail-Adresse, Ansprechpartner

3) Handelsregistrauszug als Anhang

b) Nach der internen Prüfung stellt die Scarabeo Ceramiche Srl eine schriftliche Genehmigung aus.

c) Die Genehmigung der Scarabeo Ceramiche Srl gilt ausschließlich für die im Antrag genannten Aktivitäten. Für verknüpfte und/oder weitere Websites muss ein neuer Antrag gestellt werden.

d) Es dürfen ausschließlich Abbildungen aus unseren offiziellen Produktkatalogen verwendet werden. Die Nutzung von Fotos muss außerdem von der Scarabeo Ceramiche Srl genehmigt werden.

e) Die Nichtbeachtung der Vereinbarungen führt zum sofortigen Lieferstopp ohne vorherige Ankündigung durch Scarabeo Ceramiche srl.

Diese Preisliste ersetzt jede vorherige Preisliste.

Die in dieser Preisliste angeführten Abmessungen und Gewichte sind als ungefähre Angaben anzusehen.

## CONDICIONES GENERALES DE VENTA

01) ENTREGA. Los productos se entregan franco fábrica. La empresa proveedora "Scarabeo Ceramiche S.r.l." se reserva el derecho completar un pedido en varias entregas conforme las existencias en su almacén. Si en el momento de recibir el pedido los bultos no estuvieran intactos, el cliente anotará el hecho en los documentos de entrega y lo comunicará a la empresa vendedora antes de transcurridos 5 días desde la fecha de entrega.

02) ACEPTACIÓN DE PEDIDOS. Los pedidos formulados a nuestros agentes de zona, aunque estén firmados, están sujetos a la aceptación por parte de "Scarabeo Ceramiche S.r.l.".

03) RESPONSABILIDAD. La empresa proveedora, una vez dada la autorización, aceptará únicamente la devolución de aquellos artículos en que se hayan comprobado defectos de fabricación; acreditará al cliente el importe de la devolución menos los gastos de transporte o, en su lugar, se reserva el derecho de reemplazar los artículos defectuosos. Queda excluida toda otra acción, indemnización o resarcimiento por daños directos o indirectos provocados por la instalación de productos defectuosos.

04) TÉRMINOS DE ENTREGA. La fecha es meramente indicativa y no constituye un vínculo. Las entregas se programarán según las necesidades de nuestros clientes, sin perjuicio del derecho de la empresa proveedora de modificar la programación de las entregas. La empresa proveedora declina toda responsabilidad por retardos en las entregas o por entregas no efectuadas, cualquiera sea la causa.

05) PAGOS. Las condiciones de pago se indican en la confirmación del pedido.

El proveedor se reserva el derecho de interrumpir o anular un suministro si los pagos no se efectúan dentro de los plazos y con los métodos acordados. Los pagos se considerarán efectuados por el Cliente sólo en el momento en que el importe se acredite en la cuenta corriente del proveedor.

Eventuales controversias de cualquier naturaleza no darán al Cliente derecho a interrumpir los pagos en curso.

Los pedidos de un valor imponible inferior a 250,00 euros serán enviados con pago contra entrega, o previo pago anticipado.

06) CESIÓN DEL CRÉDITO. Scarabeo Ceramiche srl podrá ceder o transferir total o parcialmente los créditos derivados de los suministros efectuados, sin el consentimiento del Cliente.

07) EMBALAJE. Para el envío de los productos se utilizarán embalajes estándar (palés, cajas u otros); en caso de utilizarse embalajes específicos, esto se anotará en el pedido en firme. El coste corre por cuenta del cliente (aumento del 5% palés, cajas).

08) RECLAMACIONES. Transcurridos ocho días desde la recepción de un pedido sin que se hayan presentado reclamaciones, la mercadería se considerará aceptada.

09) NÚMEROS DE CÓDIGO. Los productos se pedirán según el número del código que los identifica.

10) CARACTERÍSTICAS TÉCNICAS. "Scarabeo Ceramiche S.r.l." se reserva el derecho de modificar en cualquier momento y sin aviso previo las características técnicas de los productos, con la finalidad de mejorarlos o de interrumpir la producción de modelos.

11) FUERO COMPETENTE. Ante cualquier controversia que pudiera surgir entre "Scarabeo Ceramiche S.r.l." y el cliente, el único fuero competente presente y futuro es únicamente el tribunal de Viterbo.

### 12) COMERCIO ELECTRÓNICO

En defensa de la marca y de nuestras políticas comerciales, para quienes tengan la intención de realizar ventas por Internet (comercio electrónico) de nuestro producto, es absolutamente necesario atenerse a las siguientes disposiciones:

a) Necesidad de recibir solicitud escrita de la intención de efectuar ventas por Internet (comercio electrónico) especificando:

1) Razón social, si es diferente

2) Nombre del sitio, dirección, correo electrónico certificado, interlocutor

3) Adjuntar visorio de la Cámara de Comercio

b) Después de una evaluación interna, Scarabeo Ceramiche srl emitirá la autorización por escrito.

c) La autorización de Scarabeo Ceramiche srl concierne sola y exclusivamente al sitio indicado en la solicitud. Para sitios asociados o nuevos es necesario repetir el procedimiento.

d) Podrán utilizarse sólo imágenes extraídas de nuestros catálogos oficiales; el uso de imágenes deberá estar autorizado por Scarabeo Ceramiche srl.

e) El incumplimiento de los acuerdos implicará la inmediata interrupción de todo tipo de suministro, sin necesidad de preaviso por parte de Scarabeo Ceramiche srl.

Esta lista de precios anula toda otra lista de precios anterior.  
Las medidas y pesos indicados en esta lista de precios son aproximados.



## ОБЩИЕ УСЛОВИЯ ПРОДАЖИ

01) НДС. Предполагается, что все цены, представленные в настоящем прайс-листе, не включают НДС.

02) ПОСТАВКИ. Продажа товаров осуществляется на условиях «франко-завод».

Компания-поставщик Scarabeo Ceramiche S.r.l. оставляет за собой право отгружать товар по одному заказу за несколько поставок, в зависимости от наличия продукции на складе. В случае если грузы на момент прибытия имеют нарушения целостности, Клиент должен сделать об этом запись в транспортной накладной и информировать компанию-поставщика в течение 5 дней с момента получения груза.

03) ПРИЕМКА ЗАКАЗОВ. Заказы, сделанные нашими региональными агентами, даже в случае их подписания, должны в любом случае подвергаться приемке со стороны Scarabeo Ceramiche S.r.l.

04) ОТВЕТСТВЕННОСТЬ. Компания-поставщик, после соответствующего утверждения, принимает исключительно те возвраты, которые будут признаны дефектными по причине нарушения технологического процесса, и примет меры по перечислению на счет Клиента суммы возврата за вычетом затрат на транспортировку, либо оставит за собой право на замену дефектных возвращенных изделий. Любые другие меры, возмещение убытков или компенсации в связи с прямым или косвенным ущербом, понесенным в результате установки дефектных товарных единиц, — исключаются.

05) УСЛОВИЯ ПОСТАВКИ. Дата поставки, указанная в подтверждении заказа, считается чисто индикативной и не является обязательной. Поставки будут планироваться, исходя из требований наших Клиентов, при условии, что компания-поставщик оставляет за собой право на внесение изменений в запланированные поставки. Исключается какая бы то ни было ответственность со стороны компании-поставщика за невыполнение сроков поставки или за недопоставку вне зависимости от причин.

6) ПЛАТЕЖИ. Условия оплаты будут такими, как указано в подтверждении заказа.

Компания-поставщик сохраняет за собой право приостановить или отменить поставку, если оплата не совершена в установленный срок и согласованным способом. Платежи считаются произведенными Клиентом только в тот момент, когда соответствующая сумма зачислена на расчетный счет компании-поставщика.

Споры какого бы то ни было характера не дают Клиенту права приостанавливать текущие платежи.

Заказы налогооблагаемой стоимостью меньше 250,00 евро отправляются на условиях оплаты наложенным платежом или предоплаты.

7) УСТУПКА ПРАВА ТРЕБОВАНИЯ. Компания Scarabeo Ceramiche srl имеет право полностью или частично уступать или передавать права требования, возникшие в связи с выполненными поставками, без предварительного согласия Клиента.

08) УПАКОВКА. Упаковка должна осуществляться с использованием стандартных средств упаковки (паллеты, ящики и т. д.), а специальные средства, которые используются в определенных случаях, должны указываться в отдельных подтверждениях заказов. Затраты берет на себя Клиент.

09) РЕКЛАМАЦИИ. Любая партия будет считаться принятой по прошествии восьми дней с момента получения товара, если не имели место какие-либо рекламации.

10) КОДОВЫЕ НОМЕРА. Изделия должны заказываться с использованием идентифицирующих их кодовых номеров.

11) ТЕХНИЧЕСКИЕ ХАРАКТЕРИСТИКИ. Компания Scarabeo Ceramiche S.r.l. оставляет за собой право на внесение в любое время изменений в технические характеристики продукции, направленных на ее улучшение, либо на приостановку выпуска моделей в любое время без предварительного извещения.

12) КОМПЕТЕНТНЫЙ СУД. В случае возникновения споров между Scarabeo Ceramiche S.r.l. и Клиентом, единственным компетентным судом является и всегда будет являться суд города Витербо.

13) ПРОДАЖИ ЧЕРЕЗ СЕТЬ ИНТЕРНЕТ (E-COMMERCE)

С целью защиты товарного знака и наших политик в коммерческой сфере обязательным условием для тех, кто намеревается осуществлять продажи нашей продукции в сети Интернет (e-commerce), является выполнение следующих положений:

а) Предоставить письменный запрос о намерении осуществлять продажи через сеть Интернет (e-commerce), указав в нем следующую информацию: 1) Название компании, если отличается. 2) Название сайта, адрес, сертифицированная электронная почта, контактное лицо. 3) Прикрепить выписку из торгового реестра.

б) После анализа документов компания Scarabeo Ceramiche srl предоставит письменное разрешение.

с) Разрешение, предоставленное Scarabeo Ceramiche srl, действительно только и исключительно для сайта, указанного в запросе. Для новых и/или аффилированных сайтов требуется повторить процедуру.

д) Разрешается использовать только изображения, полученные из наших официальных каталогов. Для использования изображений необходимо получить разрешение компании Scarabeo Ceramiche srl.

е) Нарушение согласованных положений повлечет за собой немедленное прекращение всяких поставок без необходимости каких-либо предварительных уведомлений со стороны Scarabeo Ceramiche srl.

Настоящий прайс-лист заменяет собой все другие прайс-листы, выпущенные ранее.  
Размеры и веса, указанные в настоящем прайс-листе, являются приблизительными.

Art.	Pag.	Art.	Pag.	Art.	Pag.	Art.	Pag.	Art.	Pag.
1001	318	2207	562	2906	406/442	3058	498	5131	128
1002	318	2208	562	2907	409/442	3059	499	5132	128
1501	216	2209	564	2908	410/447	3060	499	5133	128
1502	216	2210	564	2909	410/447	3061	499	5134	129
1503	216	2211	560	2910	403	4001	355	5135	129
1511	219	2212	561	2911	406	4002	355	5136	131
1512	219	2213	561	2914	400/442	4003	355	5137	131
1513	219	2301	457/565	2915	409	4004	358	5138CL	100
1521	220	2302	457/565	2916	410/447	4005	358	5139	102
1522	220	2303	458	2916	413	4006	351	5140CL	102
1523	220	2304	457/565	2917	409	4007	351	5141	102
1801	58	2305	458	2918	413	4008	352	5142	118
1802	58	2306	458	2919	411	4009	352	5143	120
1803	55	2310	369	2920	399	4010/A	352	5146	142
1804	55	2311	369	2921	411	4010/B	352	5147	142
1805	62	2312	369	2922	399	4012	361	5148	142
1806	55	2313	372	2923	411	4013	361	5149	145
1807	52	2314	372	2924	406	4014	361	5150	145
1808	52	2315	378	2927	403	4015	361	5151	145
1809	52	2316	378	2928	403	4016	361	5153	129
1810	62	2317/A	372	3001	204	4017	361	5154	131
1811	58	2317/B	372	3002	204	4018	362	5155	109
1812	61	2318/A	377	3003	207	4019	362	5156	110
1813	61	2318/B	377	3004	204	5001	310	5158/R-140A	123
1813B	61	2319/A	377	3005	207	5002	310	5158/R-140B	123
1841	567	2319/B	377	3006	207	5003	310	5201TW	45
1842	567	2401	387	3007	208	5060	515	5202	45
1843	567	2402	387	3008	208	5061	515	5203TW	46
2014	313	2403	390/564	3009	208	5061	523	5204	46
2023	536	2404	387/564	3010	583	5062	523	5205TW	47
2100	541	2501	427	3011	583	5063	523	5206	47
2101	541	2502	427	3012	584	5101	106	5207	49
2102	541	2504	430	3013	584	5102	106	5210	252
2103SX	542	2551	441	3014	587	5104	110	5211	252
2103DX	542	2552	441	3015	587	5105	110	5301	330
2104SX	547	2553	441	3016	590	5106/R-100A	117	5302	330
2104DX	547	2701	465	3017	590	5106/R-100B	117	5303	330
2105	547	2702	465	3030	594	5107/R-120A	119	5304	333
2107	548	2703	465	3031	594	5107/R-120B	119	5305	333
2108SX	548	2704	476/566	3032	594	5108	126	5306	323
2108DX	548	2705	466	3033A	594	5109	126	5307	323
2109	549	2706	466	3033B	594	5110	111	5308	324
2110	542	2707	476	3034	594	5111	109	5309	324
2110SX	549	2708	476	3040	489	5112	109	5309/B	324
2110DX	549	2709	479	3041	489	5114	111	5310/A	327
2111	554/568	2710	479	3042	490	5115	112	5310/B	327
2112	554/568	2711	466	3043	490	5116	123	5315	339
2113	554/568	2712	469	3044	490	5117	111	5316	339
2114	554/568	2713	390/430/480/532	3045	493	5118	112	5317	339
2115	555/569	2714	390/430/480/532	3046	493	5119	117	5318	339
2116	555/569	2715	479	3047	493	5120	118	5319	339
2117	555/569	2716	479	3048	493	5121	119	5320	338
2118	552	2717	479	3049	494	5122	120	5321	338
2120	563	2718	469	3050	494	5123	112	5322	338
2121	563	2719	472	3051	494	5124	118	5323	338
2201	560	2720	469	3052	494	5125	120	5324	338
2202	560	2721	472	3053	497	5126TW	99	5325	338
2203	560	2901	399	3054	497	5126CL	99	5326	342
2204	561	2902	400	3055	497	5127	99	5327	342
2205	561	2903	400	3056	498	5129	106	5328	342
2206	562	2905	400/442	3057	498	5130	126	5329	342

Art.	Pag.	Art.	Pag.	Art.	Pag.	Art.	Pag.	Art.	Pag.
5330	342	5522CL	70	8029R	235	8811	162	10060	132
5331	342	5523	70	8029D	235	8812CL	153	10061	132
5332	345	5524CL	74	8030	236	8812	153	10062	132
5333	345	5525	74	8030R	236	8813	153	10063	132
5334	345	5526CL	73	8031-40	308	8814A	154	10064	132
5335	346	5526A	77	8031	308	8814B	154	10065	132
5336	346	5526B	77	8031/R41X23	308	8815	154	10066	252
5337	346	5527	73	8031/D	311	8816A	154	10067	252
5338	347	5530A	48/76	8032	242	8816	170	ESPP1	595
5339	347	5530B	48/76	8033	242	8817	170		
5340	346	5531	87	8037	242	8818	171		
5341	346	5535A	48/76	8044	231	8819	170		
5342	346	5535B	48/76	8045	228	8820	171		
5343	347	5553/A	327	8046	228	8821	171		
5344	347	5553/B	327	8046R	228	9001	280		
5345	347	6001	268	8089	245	9002	283		
5346	347	6002	268	8090	245	9003	280		
5347	345	6003	268	8091	245	9004	283		
5348	345	6004	271	8092	247	9005	280		
5349	323	6007	274	8093	298	9006	284		
5350	339	6007	529	8093B	298	9007	283		
5351	345	6008	274	8094	298	9008	284		
5352	336	6008	529	8097	292	9009	287		
5355	333	6009	275	8098	292	9010	287		
5356/A	336	6009	531	8104	186	10004/A	632		
5356/B	336	6010	275	8105CL	175	10004/B	632		
5357/A	336	6010	531	8105	175	10005	632		
5357/B	336	6011	275	8106	175	10006	633		
5359	335/579	6011	531	8108A	179	10007	631		
5360	335/579	6012	275	8108B	179	10008	631		
5364	326	6012	531	8109	184	10009	631		
5364/B	326	6013	271	8110	184	10010/C	630		
5365	326	6014	271	8111	183	10010	630		
5401	36	6015	272	8112	183	10012	632		
5402	36	6016	274	8206	307	10014/A	633		
5403	36	6016	529	8207	307	10014/B	633		
5411	40	6018	274	8305A	103	10014/C	633		
5410	40	6018	529	8305B	103	10016	634		
5404	39	6019	275	8401	176	10019	631		
5405	39	6019	531	8403	176	10022	73/103		
5406	39	6020	272	8601	196	10022	634		
5407	32	6021	275	8602	196	10026	630		
5408	32	6021	531	8603	199	10028	634		
5409	32	6101	259	8604	191	10029	635		
5412	35	6102	259	8605	191	10030	632		
5413	35	6103	262	8606	192	10031	632		
5414	35	6104	262	8607	192	10032	631		
5501	80	7020	65/577	8609A	192	10034	630		
5502	80	7022	65/577	8609B	192	10035	630		
5503	80	7024	93/573	8610	196	10036	634		
5504	83	7026	136/574	8801	158	10041	135		
5505	83	8003	304	8802	158	10042	135/211		
5506	83	8007E	307	8803	158	10043	135		
5507	86	8009	231	8804	161	10044	211		
5508	86	8009R	231	8804	179	10045	135		
5509	86	8010	232	8805	171	10046	135/211		
5510	87	8010R	232	8806	171	10047	632		
5511	90	8011	232	8807	161	10048	635		
5512	90	8020	304	8808	161	10050/A	633		
5520CL	69	8021	304	8809	162	10050/B	633		
5521	69	8029	235	8810	162	10050/C	633		



Variazioni nelle dimensioni comprese tra  $\pm 5\%$

La società si riserva il diritto di apportare modifiche ai prodotti in qualsiasi momento senza preavviso.

Dimension tolerance  $\pm 5\%$

The company reserves the right to make changes without prior notice.

Variations des dimensions comprises entre + ou - 5%

Notre société se réserve le droit d'apporter des modifications à ses produits à tout moment et sans obligation de préavis.

Änderungen der Abmessungen liegen bei  $\pm 5\%$

Das Unternehmen behält sich das Recht vor, jederzeit und ohne Vorankündigung Änderungen an den Produkten vorzunehmen.

Variaciones de medidas comprendidas entre  $\pm 5\%$

La empresa se reserva el derecho de modificar los productos en cualquier momento y sin aviso previo.

Изменение размеров в рамках  $\pm 5\%$

Компания оставляет за собой право вносить изменения в изделия в любое время без предварительного предупреждения.



Matt Colors



41  
PEARL



49  
ARDESIA




52  
MATT SAND



53  
MATT TOBACCO



54  
MATT ANTIQUE PINK



55  
MATT MUSK



56  
MATT OCEAN



57  
MATT AIR



58  
MATT LIME



59  
MATT PEACH

Glossy Colors



65  
CHERRY



35  
NIGHT



61  
GLOSSY SAND



62  
GLOSSY TOBACCO



64  
GLOSSY ANTIQUE PINK



63  
GLOSSY MUSK



60  
GLOSSY OCEAN



38  
GLOSSY AIR



39  
GLOSSY LIME



40  
GLOSSY PEACH

Bicolors



B41  
BICOLORS PEARL

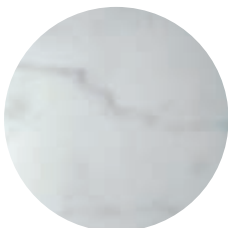


B49  
BICOLORS ARDESIA




B52  
BICOLORS SAND

DecorART



F  
MARBLE WHITE




G  
MARBLE BLACK




E  
TRAVERTINE




## DecorLAB - POIS




SEV  
GREEN




SER  
PINK



SEM  
BROWN




SENT  
NEUTRAL




SENR  
BLACK


## DecorLAB - FULL POIS




SFLV  
GREEN




SFLR  
PINK



SFLM  
BROWN




SFLNT  
NEUTRAL




SFLNR  
BLACK

Interno / esterno - Internal / external - Interne / externe - Intern / extern - Interno / externo - Внутренний / внешний


## DecorLAB - LINE




REV  
GREEN




RER  
PINK



REM  
BROWN




RENT  
NEUTRAL




RENR  
BLACK


## DecorLAB - POIS STRIP




FSV  
GREEN




FSR  
PINK



FSM  
BROWN




FSNT  
NEUTRAL




FSNR  
BLACK

Interno / esterno - Internal / external - Interne / externe - Intern / extern - Interno / externo - Внутренний / внешний


## DecorLAB - LINE STRIP




RRV  
GREEN




RRR  
PINK



RRM  
BROWN



RRNT  
NEUTRAL




RRNR  
BLACK

Interno / esterno - Internal / external - Interne / externe - Intern / extern - Interno / externo - Внутренний / внешний


## METALS




BS  
MATT WHITE



NROP  
MATT BLACK



GRG  
MATT GRAY



TRT  
MATT TAUPE



ORS  
BRUSHED GOLD

### REPLACEMENT PROCEEDINGS

Dear Client,

In order to handle complaints at the best, please, comply with the following proceedings:

- 1- Send photos (possibly more than one) of faulty goods (if possible by highlighting the fault with a felt-tip pen) to: tecnico@scarabeosrl.com;
- 2- Should we require the return of faulty goods to check them, please, remember that:
  - a) we don't return broken goods, so no credit note will follow;
  - b) the fault must be highlighted on every faulty article;
  - c) we don't return unpacked goods;
  - d) goods must be packed with care (boxes or pallet). When possible, please, use the same original package (please, don't use brown adhesive tape because it can not be removed from ceramics).
- 3- Please, draw up a delivery note and specify "faulty goods returned". We check the goods as soon as we receive them. Should we notice the fault, a credit note will follow briefly.

NB. Should the goods be sent by express courier, please, note that every complaints for breakage will be taken into consideration only if we receive a regular claim with some photos of the broken piece and the package within 7 (seven) days after delivery of goods.

### PROCEDURE S.A.V.

Cher Client,

afin de gérer au mieux les éventuelles réclamations sur le matériel fourni par SCARABEO, nous vous prions de bien vouloir vous conformer à la procédure suivante:

- 1- Envoyer les photos (si possible plus d'une) du défaut noté (si possible en le mettant en évidence avec un crayon feutre) à l'adresse: tecnico@scarabeosrl.com;
- 2- Au cas où nous demandions la reprise du matériel défectueux pour le contrôler, nous vous rappelons que:
  - a) la marchandise cassée NE peut PAS être reprise pourtant elle NE peut PAS être créditée;
  - b) le défaut doit être mis en évidence avec un crayon feutre sur chaque pièce défectueuse;
  - c) il n'est pas possible de reprendre le matériel sans carton;
  - d) le matériel ne sera repris que bien emballé dans des cartons ou sur palette. Si possible, merci d'utiliser le même emballage utilisé par le transporteur qui a livré (merci de ne pas utiliser le ruban adhésif marron, car il ne peut pas être enlevé de la céramique);
- 3- Merci de rédiger un bordereau de livraison en spécifiant « matériel rendu non-conforme ». Lors de la réception du matériel nous vérifierons l'état de la marchandise. Si on reconnaît le défaut, on fera l'avis.

NB. Pour ce qui est du matériel livré par courrier express, nous vous rappelons que, afin de prendre en considération vos réclamations, elles doivent nous parvenir dans les 7 (sept) jours à partir de la réception de la marchandise en même temps que les photos du matériel cassé et de l'emballage.

Sehr geehrter Kunde,

für die Verwaltung eventueller Beanstandungen am von uns gelieferten Material bitten wir Sie, den nachfolgend beschriebenen Vorgang zu beachten:

- 1- Senden Sie an die E-Mailadresse tecnico@scarabeosrl.com die Fotos des festgestellten Fehlers (möglichst mehrere Fotos) und, wenn möglich, kennzeichnen Sie den Fehler mit einem Filzstift;
- 2- Sollten wir die die Abholung des fehlerhaften Materials für eventuelle Kontrollen anfordern, denken Sie daran:
  - a) kaputte Teile können NICHT abgeholt und somit gutgeschrieben werden;
  - b) auf jedem Teil muss der Fehler mit einem Filzstift gekennzeichnet sein;
  - c) es können keine losen Einzelteile abgeholt werden;
  - d) das Material wird nur abgeholt, wenn es entsprechend in Kartons oder auf Paletten verpackt ist. Wenn möglich verwenden Sie die gleiche Verpackung des Kuriers, der die Zustellung ausgeführt hat (verwenden Sie bitte kein braunes Klebeband, da sich dieses nicht von der Keramik abziehen lässt);
- 3- Bitte stellen Sie einen Lieferschein aus und geben Sie als Grund 'Rückgabe von nicht konformem Material' an. Sobald wir die Ware erhalten, werden wir sie gründlich prüfen; wenn der Fehler anerkannt wurde, werden wir eine Gutschrift über die fehlerhaften Teile ausstellen.

N.B. wurde das Material mit Expresskurier zugestellt, denken Sie bitte daran, dass eventuelle Beanstandungen für beschädigt eingegangenes Material ausschließlich dann berücksichtigt werden können, wenn eine ordentliche Schadensanzeige mit Fotos des beschädigten Teils und der Verpackung innerhalb von 7 (sieben) Tagen nach Eingang der Ware gemacht wurde.

### PROCEDIMIENTOS DE SUSTITUCIÓN

Estimado Cliente,

para gestionar las reclamaciones lo mejor posible, le rogamos respete los procedimientos siguientes:

- 1- Enviar unas fotografías (posiblemente más de una) de los productos defectuosos (marcando si posible el defecto con un rotulador) a: tecnico@scarabeosrl.com;
- 2- En caso de devolución de los productos defectuosos para un control, le rogamos recordar que:
  - a) no aceptamos la devolución de productos dañados y no emitiremos ninguna nota de crédito para ellos;
  - b) el defecto debe estar marcado en cada producto defectuoso;
  - c) no aceptamos la devolución de mercancía sin embalaje;
  - d) los productos tienen que estar embalados de forma adecuada (cajas o paletas). Cuando posible, le rogamos utilizar el embalaje original (le rogamos también no utilizar cinta adhesiva de color marrón puesto que resulta imposible quitarla de la cerámica).

3- Le rogamos redacte una nota de entrega, indicando "devolución de productos defectuosos". Controlaremos los productos en cuando los recibamos. En caso de encontrar el defecto, emitiremos a continuación una nota de crédito.

NB. En el caso de que los productos se envíen por mensajería exprés, le rogamos tome nota de que las reclamaciones por daños se considerarán sólo al recibir una reclamación oficial acompañada por unas fotografías de la pieza dañada y el embalaje dentro de 7 (siete) días después de la entrega

### ПОРЯДОК ЗАМЕНЫ

Уважаемый клиент,

для оптимального обращения с комплектующими просим следовать следующему порядку:

- 1- Отправьте фотографии (по возможности несколько) бракованных товаров (по возможности выделив брак маркером) на: tecnico@scarabeosrl.com;
- 2- Если мы затребуем вернуть бракованные изделия для их проверки, помните следующее:
  - a) мы не возвращаем обратно поврежденные изделия, так что их не будет сопровождать никаких платежных счетов;
  - b) брак должен быть выделен на каждом бракованном изделии;
  - c) мы не возвращаем обратно распакованные товары;
  - d) товары должны быть тщательно упакованы (в коробках или на поддонах). По возможности просим использовать оригинальную заводскую упаковку (просим не использовать коричневый скотч, потому что его трудно удалить с керамики).

3- Просим составить накладную и указать "возврат бракованных товаров". Мы проверим товары, как только мы их получим. Если мы обнаружим брак, в ближайшее время мы вышлем платежный счет.

ПРИМЕЧАНИЕ Если товары отправляются экспресс-курьером, просим отметить, чтобы все жалобы на брак были учтены, только если мы получим правильную рекламацию с несколькими фотографиями поврежденных изделий и упаковку в течение 7 (семи) дней с даты отправки товаров.

PREMIUM

PANNELLO NOBILIATO LAMINATO - LAMINATED CHIPBOARD PANEL



LSC  
NOCE CANALETTO  
CANNETTATO



LCC  
ROVERE CHIARO  
CANNETTATO



LS  
NOCE CANALETTO



LC  
ROVERE CHIARO



98  
LIGHT WOODEN FINISH



99  
DARK WOODEN FINISH

CROSS

MASSELLO TINTO - STAINED SOLID WOOD

STANDARD

PANNELLO NOBILIATO LAMINATO - LAMINATED CHIPBOARD PANEL | 93/41/49 - PANNELLO NOBILIATO MELAMINICO - MELAMINE LAMINATED CHIPBOARD PANEL



85  
ROVERE MORO



86  
ROVERE LINDBERG




87  
MACASSAR



88  
ROVERE BRIZZO



89  
ROVERE NODATO



93  
GLOSSY WHITE



41  
PEARL



49  
ARDESIA



94  
EGO CHIARO



95  
EGO SCURO

BICOLOR


PANNELLO NOBILITATO MELAMINICO - BODY: MELAMINE LAMINATED CHIPBOARD



B1  
LSC/41



B2  
LCC/41




B3  
85/41




B4  
86/41

FRONTALE B1/B2: PREMIUM  
(IMPIALLACCIATO)  
FRONTS B1/B2: PREMIUM  
(VENEERED)


FRONTALE B3/B4: STANDARD  
(NOBILIATO LAMINATO)  
FRONTS B3/B4: STANDARD  
(LAMINATED)




F1  
94/93



F2  
95/93



F3  
93/94



F4  
93/95

FRONTALE F1/F2/F3/F4: STANDARD  
(NOBILIATO LAMINATO)  
FRONTS F1/F2/F3/F4: STANDARD  
(LAMINATED)

LACQUERED

PANNELLO LACCATO OPACO - MATTE VARNISHED PANEL



41  
PEARL



49  
ARDESIA




52  
MATT SAND



53  
MATT TOBACCO



54  
MATT ANTIQUE PINK



55  
MATT MUSK




56  
MATT OCEAN



57  
MATT AIR




58  
MATT LIME



59  
MATT PEACH





  
Hand made in Italy



SCARABEO CERAMICHE s.r.l.

Linea arredo bagno

Loc. Pian Del Trullo - 01034 Fabrica Di Roma - VT

Tel. 0039.0761.540028 - Fax 0039.0761.540286

[www.scarabeosrl.com](http://www.scarabeosrl.com) - [info@scarabeosrl.com](mailto:info@scarabeosrl.com)